

Charge fluctuation induced dephasing of exchange coupled spin qubits

Xuedong Hu¹ and S. Das Sarma²

¹*Department of Physics, University at Buffalo, The State University of New York, 239 Fronczak Hall, Buffalo, NY 14260-1500*

²*Condensed Matter Theory Center, Department of Physics,
University of Maryland, College Park, MD 20740-4111*

(Dated: February 8, 2020)

It is well known that charge fluctuations from gate bias and background traps severely limit the performance of a charge qubit both in semiconductor nanostructures and Cooper pair box superconducting systems. Charge noise could also dephase exchange-coupled spin qubits since exchange interaction is electrostatic by nature. Here we study theoretically how background charge fluctuations adversely affect exchange-coupled semiconductor spin qubits. We first calculate how exchange coupling in a two-electron double dot varies with barrier or bias potential, and then analyze the corresponding gate errors in SWAP operations of spin qubits due to charge fluctuations. We also calculate dephasing rates of two-spin states of an exchange-coupled double dot. Our results are in reasonable agreement with recent experimental results in semiconductor quantum dot systems.

Localized electron spins [1, 2, 3, 4] acting as qubits in semiconductor nanostructures are considered to be among the leading candidates for scalable quantum computation. Motivated by the pioneering early suggestions [1, 2, 3], there has been impressive recent experimental advance in the study of spin qubits in gated GaAs quantum dot systems [5, 6, 7], an architecture widely regarded as one of the most promising solid state quantum computer architectures because of its potential for scalability, an important perceived advantage of semiconductor spin-based quantum computer architectures. In addition, solid state spin qubits have several attractive features for quantum information processing: localized electron spins are intrinsic quantum two-level systems leading to natural qubits; spins couple weakly to the environment leading to weak decoherence; and neighboring localized electron spins could be coupled electrostatically using short-range exchange coupling, which is easily tunable through electrical control gates (“the exchange gate” [1]). These advantages of the exchange gate architecture, along with the potential scalability, have led to a great deal of interest and activity in spin qubits in semiconductor quantum computer architectures [8].

One of the most significant advantages of a spin qubit is its relative isolation from its environment, leading to exceedingly long relaxation and dephasing times in some spin systems such as isolated donor electron and nuclear spins in Si:P and GaAs quantum dots [9, 10]. Specifically, electron spin relaxation due to spin-orbit interaction plus electron-phonon interaction is significantly reduced at low temperatures and for localized spins where orbital levels are quantized. The only important decoherence channel left is the nuclear spin hyperfine coupling induced electron spin spectral diffusion, so that the spin decoherence time for an isolated electron could range from tens of microsecond in GaAs quantum dots up to hundreds of millisecond in Si:P donor electrons [11].

One- and two-qubit manipulations are necessary for spin qubits to perform universal quantum computing.

An advantage of spin qubits in solids is the availability of exchange interaction, which originates from Coulomb interaction and Pauli exclusion principle. Even though spins are magnetic and magnetic interactions are weak, two-spin operations can actually be very fast (as short as 100 ps), because the underlying exchange interaction is electrostatic (and not magnetic), which can be controlled by external gates. However, therein lies a possible weakness in the spin qubits: when inter-qubit coupling is needed and exchange interaction is turned on electrostatically using external gates, charge fluctuations in the environment (one of the primary sources of decoherence for charge qubits in semiconductor quantum dots [12, 13] and in Cooper pair box superconducting systems [14]) could lead to gate errors and dephasing effect.

In this Letter we quantify how charge fluctuations affect exchange gates for spin qubits in a double quantum dot. In particular, we calculate the modification of exchange coupling in the presence of barrier variation and double dot level detuning (both of which could arise from charge fluctuations in the environment), estimate the electrostatic potential of charge fluctuators, evaluate errors in exchange gates, and calculate the resulting dephasing rates for logical spin qubits encoded in the double dot singlet-triplet states.

We first assess how charge fluctuations affect the quantum dot potential. Gated quantum dots are defined electrostatically from a two-dimensional electron gas (2DEG), often in a modulation-doped heterostructure. A movement of a trapped charge close by to the dots changes the confining potential, as illustrated in Fig. 1. The changes can be classified into mainly two types: rise or fall of the barrier between the dots, and detuning of the electron orbital levels in the two dots. When the central barrier between the double dot rises or falls, the dot potential minima also shift slightly farther or closer from each other.

We evaluate the exchange coupling of two electrons in a gate-defined double quantum

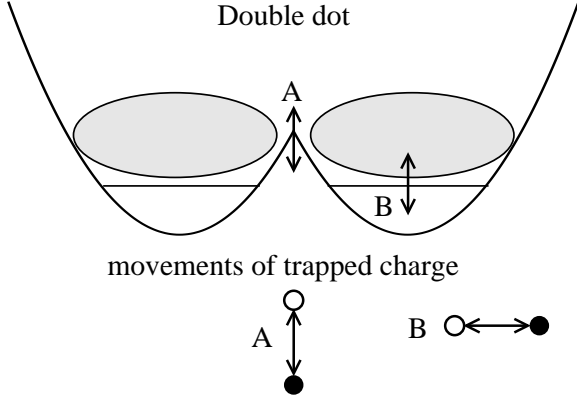


FIG. 1: Schematics of how movement of trapped charges affect a double quantum dot. Type-A movement of a trapped charge under the interdot barrier mostly leads to variations of barrier potential height, while type-B movement of a trapped charge leads to a bias potential between the two dots. Both can arise from charge fluctuations invariably present in the semiconductor environment.

dot in the presence of charge fluctuations, using the following two-dimensional potential: $V(x, y) = \frac{1}{2}m\omega^2 \min\{(x+L)^2 + y^2, (x-L)^2 + y^2\}$ [15]. The central barrier height for this potential is $V_b = m\omega^2 L^2/2$, directly related to the interdot distance between the two dots. When L becomes larger, the central barrier becomes higher, just like in a real situation when a trapped charge moves to affect the central barrier. We use GaAs parameters in this calculation, with $m = 0.067m_0$ where m_0 is the bare electron mass. To calculate the exchange splitting for two electrons in this double dot potential, we employ the Heitler-London (HL) wavefunctions, so that an analytical expression for the exchange splitting J between the two-electron singlet and unpolarized triplet states is given by:

$$J = \frac{4S^2}{1-S^4} \frac{p}{\sqrt{\pi}} \left\{ \hbar\omega \left(1 - S + \sqrt{\pi}p - 2p \int_0^p e^{-x^2} dx \right) - \frac{e^2}{\sqrt{2}\epsilon L} \left(\frac{\pi}{2} - \int_0^{\pi/2} d\theta e^{-2p^2 \sin^2 \theta} \right) \right\}, \quad (1)$$

where $p = \alpha L$, $S = \exp(-p^2)$ is the overlap integral between the ground states of the two dots, $\epsilon = 13.1$ is the lattice dielectric constant of GaAs, and $\alpha = \sqrt{m\omega/\hbar}$ is the inverse quantum dot width for each of the two dots. The HL approximation works well for higher confinement energies ($\hbar\omega \gtrsim 3$ meV, corresponding to smaller dots with the ground state wavefunction width smaller than 20 nm), when the on-site Coulomb interaction $\alpha^2 e^2/\epsilon$ is sufficiently large.

In Fig. 2 we plot the exchange splitting and the barrier height V dependence of the exchange for a series of configurations of double dots. Notice that these double dots have relatively small exchange splitting J ($\lesssim 1\mu\text{eV}$)

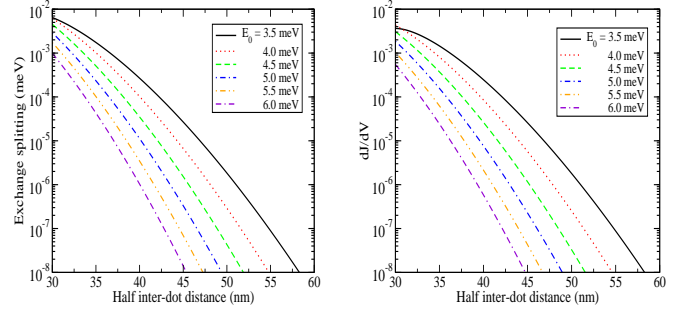


FIG. 2: Panel (a) presents exchange splitting as a function of inter-dot distance (which is directly related to the inter-dot barrier height) for various dot sizes, while panel (b) presents dJ/dV (derivative of the exchange splitting over inter-dot barrier potential) as a function of inter-dot distance. Panel (b) at the small-inter-dot-distance limit gives a quantitative estimate of the sensitivity of exchange coupling to background charge fluctuations when exchange coupling is relatively small (in the order of 1 μeV or smaller).

and small dJ/dV ($\lesssim 10^{-2}$), since the HL approximation is good for well separated quantum dots with relatively small overlap. For strongly coupled dots exchange splitting up to 1 meV can be obtained, where dJ/dV can be as large as 0.1 [4], though the qualitative results and features presented in Fig. 2 remain the same. Charge fluctuations could also introduce a small bias ΔV between the double dot, which leads to a second order correction [$\Delta J \propto (\Delta V)^2$] to the exchange splitting by slightly displacing the double dot potential minima. For relatively small charge fluctuations, we neglect this bias effect on exchange since it is a higher order correction.

In some experimental situations the double dot is strongly biased so that one of the doubly-occupied two-electron singlet states is the ground state [6, 16]. In this case the exchange splitting between the two-dot two-electron singlet and triplet states could be dominated by the tunnel coupling between the two-dot singlet and the one-dot singlet states (while the triplet cannot tunnel to the one-dot singlet because of spin blockade [17]), and takes on the value $J \approx |t|^2/E_b$, where t is the tunnel coupling between the two singlet state and E_b the energy difference between the two singlet states, which is dominated by the voltage bias E_b between the two dots. Charge fluctuations could certainly affect E_b . For simplicity, we can assume $\delta E_b = \delta V$ where δV is the bias energy fluctuation due to charge fluctuations, so that $\delta J = (J/E_b)\delta V$. If $J \sim 1\mu\text{eV}$ and $E_b \sim 100\mu\text{eV}$, we again obtain $dJ/dV \sim 0.01$, similar to the weakly coupled double dot situation. (Note that as expected, dJ/dV controls the charge fluctuation effect on the exchange gate architecture.)

Now that we have analyzed how charge fluctuations affect the exchange splitting energy of a double quantum dot, we can study how spin qubits and spin quantum

computation could be influenced. Charge fluctuations can affect coupled spin qubits in two different ways. If exchange interaction is turned on briefly to perform two-qubit operations a switching event of a nearby charge trap leads to a gate error since the magnitude of the exchange coupling changes during the gate operation. If the exchange interaction is constantly on and the singlet and the unpolarized triplet states are the logical qubit states, background charge fluctuation could cause pure dephasing between the two states. Below we analyze these two situations separately.

A switching event during an exchange gate operation inevitably leads to a gate error. Let us consider a SWAP gate, where an exchange pulse corresponding to $\int J dt/\hbar = \pi$ leads to a swap of the states of two spins. If instead $\int J dt/\hbar = \pi + \delta$, the result of the exchange pulse is

$$\begin{pmatrix} \alpha_1 \\ \alpha_2 \end{pmatrix} \begin{pmatrix} \beta_1 \\ \beta_2 \end{pmatrix} \xrightarrow{\text{SWAP}} \begin{pmatrix} \beta_1 \\ \beta_2 \end{pmatrix} \begin{pmatrix} \alpha_1 \\ \alpha_2 \end{pmatrix} + \frac{\alpha_1\beta_2 - \alpha_2\beta_1}{\sqrt{2}} (1 - e^{i\delta}) |S\rangle. \quad (2)$$

Here $|S\rangle$ is the two-spin singlet state $(|\uparrow\downarrow\rangle - |\downarrow\uparrow\rangle)/\sqrt{2}$. Thus the two spins would generally remain entangled after the SWAP operation, an error for quantum computation. This error is linearly proportional to δ when $\delta \ll \pi$ (for larger δ , the error is no longer linear in δ), and its prefactor $\alpha_1\beta_2 - \alpha_2\beta_1$ does not vanish unless the two spin states are identical.

If we have three spins and intend to swap the state of the first to the third, errors in the two swaps accumulate linearly, with residual entanglement between qubits 1 and 3, and 2 and 3. The total error should grow with the number of spins N linearly, even if errors in each swap are random (with both positive and negative signs), since different errors are not directly additive as they represent different unwanted entanglement after the swaps. One can estimate errors in more complicated operations such as a Controlled-NOT gate [18], although we find that the feature of linear increase of error with the number of qubits persists.

If two-spin singlet and unpolarized triplet states are used as logical qubit states and the exchange coupling is kept on, it is more appropriate to calculate the dephasing due to background charge fluctuations. Since charge fluctuation is also a major source of decoherence for double dot charge qubits [19], it is possible to extract the necessary information needed to calculate spin decoherence rate from the measured charge relaxation rates in the GaAs quantum dot system. Similar to what is well established in the qubit decoherence properties of Cooper pair boxes [14], the relaxation rate at the degeneracy point of a double dot charge qubit (where the double dot ground and first excited states are symmetric and anti-symmetric combinations of the single dot ground states and are split by $2|t|$ where t is the tunneling strength between the two dots) is given by a simple

expression $\Gamma_1 = (\pi/2\hbar^2)S_V(\omega = 2|t|/\hbar)$, where $S_V(\omega) = (1/2\pi)\int_{-\infty}^{\infty} d\tau e^{i\omega\tau} \langle V(\tau)V(0) \rangle$ is the charge fluctuation (in terms of gate potential fluctuation) correlation in the environment. From the functional dependence of $S_V(\omega)$ on ω (such as $1/f$ noise, which has only one parameter and is used here to characterize background charge fluctuations), we could use the knowledge of Γ_1 to determine $S_V(\omega)$ and use it to calculate the time(τ)-dependent phase diffusion $\Delta\phi_c$ for a charge qubit (so that a factor $\exp(-\Delta\phi)$ appears in the off-diagonal density matrix element of the two-level system formed by the two lowest-energy double dot one-electron states):

$$\Delta\phi_c(\tau) = \frac{1}{2\hbar^2} \int_{\omega_0}^{+\infty} d\omega S_V(\omega) \left(\frac{\sin \omega\tau/2}{\omega/2} \right)^2. \quad (3)$$

Here the integral has a low frequency cutoff that is generally taken as the inverse of the measurement time. Otherwise the integral would be divergent for $1/f$ noise spectrum. In the case of two-spin singlet and triplet states, the two-spin dephasing is therefore given by

$$\begin{aligned} \Delta\phi_s(\tau) &= \frac{1}{2\hbar^2} \int_{\omega_0}^{+\infty} d\omega S_J(\omega) \left(\frac{\sin \omega\tau/2}{\omega/2} \right)^2 \\ &= \left(\frac{dJ}{dV} \right)^2 \Delta\phi_c(\tau). \end{aligned} \quad (4)$$

Therefore, two-spin dephasing should be slower than charge dephasing by at least two orders of magnitude [$\sim (dJ/dV)^2$], and is sensitively dependent on the barrier- or bias-dependence of the exchange splitting dJ/dV . Strictly speaking, Eq. (4) is valid only when exchange splitting is due to interdot bias and tunneling [16]. However, considering that $S_V(\omega)$ for the inter-dot barrier height and the inter-dot bias originate from the same source of charge fluctuations and therefore should have similar behavior, Eq. (4) should remain a good estimate for two-spin dephasing even when the inter-dot bias is negligible.

Figure 3 shows the charge qubit phase diffusion with a cutoff frequency of 1 Hz. Notice that the phase diffusion grows as almost a quadratic function of time (actually $t^2 \ln t$). For charge relaxation time in the order of 10 ns, charge dephasing time is in the order of 1 ns. Two-spin dephasing time is generally much longer. For example, if $dJ/dV = 0.01$, which is a reasonable estimate, spin dephasing time would be in the order of ten times of the charge relaxation time $T_1 \sim 10$ ns, which is about 100 ns. If dJ/dV could be reduced to 0.001, for small J , or for instance using the pseudo-digital design suggested in Ref. [21], the two-spin dephasing time would be $\sim 1\mu\text{s}$, in the same order as the single spin decoherence time due to nuclear spin induced spectral diffusion in GaAs [11].

In this study we have focused on the effect of charge fluctuations on the coupled spin qubits in a GaAs double quantum dot. However, charge noise is not limited to the

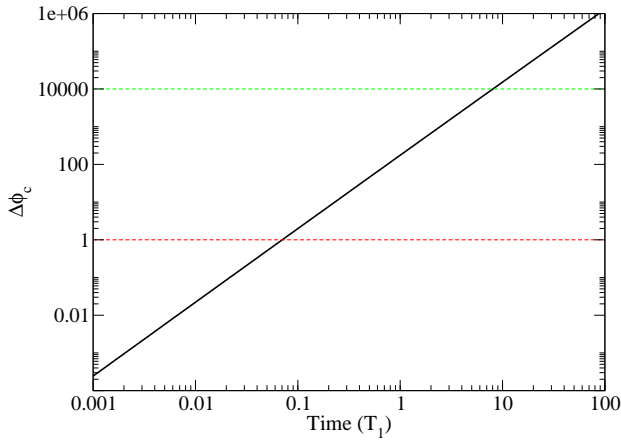


FIG. 3: Phase diffusion of a double dot charge qubit. Dephasing of a two-spin qubit can be determined from this figure as well since it is linearly proportional to the charge qubit phase diffusion, as illustrated by Eq. (4). The lower horizontal line indicates that $\Delta\phi_c \sim 1$ corresponds to $t \sim T_1/10$, while the upper horizontal line indicates that $\Delta\phi_c \sim 10000$ corresponds to $t \sim 10T_1$. In other words, if $dJ/dV \sim 0.01$, $\Delta\phi_s \sim 1$ would correspond to a time of $10T_1$ where charge relaxation time T_1 is in the order of 10 ns.

GaAs material system. It is present in all semiconductor nanostructures. Indeed, it could be even more significant for Si inversion-layer-based structures, as indicated by the vastly superior properties of GaAs quantum wells as compared to Si inversion layers in terms of the 2DEG mobility. In short, whenever charge degrees of freedom are used to boost the speed of a quantum computing scheme, dephasing effect of the charge fluctuations in the underlying structure could arise. For instance, charge noise could have negative effects on trapped ions when semiconductor micro-traps are used, so that charge fluctuations in the semiconductor environment could lead to decoherence in the ionic states.

In conclusion, although single spin coherence is unaffected by charge noise, background charge fluctuations could lead to significant gate errors and/or decoherence in semiconductor-based electron spin qubits through inter-qubit exchange coupling. Here we derive the form and scaling properties of swap gate errors, and estimate the spin dephasing rate from the experimentally determined charge relaxation rate. Our results show that further development in device fabrication and material growth is needed in order to reduce the effect of charge fluctuation and remove it from the top of the list of important decoherence channels for spin qubits. In particular, the linear scaling of charge fluctuation induced spin dephasing of the exchange gate architecture with the number of gates is a rather serious problem that could limit the scalability of exchange-based spin quantum computation. Our finding of the charge fluctuation

induced spin qubit dephasing time being of the order of $1 \mu\text{s}$ is in excellent qualitative agreement with the recent measurements of Petta *et al.* [16] although a detailed quantitative comparison with experiment necessitates understanding spin decoherence caused by charge fluctuations as well as by nuclear spins in the background on an equal footing. Our most important qualitative result is a surprising vulnerability of the exchange gate in semiconductor nanostructures to dephasing ($T_2 \sim 1\mu\text{s}$) by environmental charge fluctuations, which would invariably be present in real experiments.

We thank J. Petta for useful discussions. This work was supported in part by the NSA, LPS, ARDA, and ARO.

-
- [1] D. Loss and D.P. DiVincenzo, Phys. Rev. A **57**, 120 (1998).
 - [2] B.E. Kane, Nature **393**, 133 (1998).
 - [3] D.P. DiVincenzo *et al.*, Nature **408**, 339 (2000).
 - [4] X. Hu and S. Das Sarma, Phys. Rev. A **61**, 062301 (2000).
 - [5] J.M. Elzerman *et al.*, Nature **430**, 431 (2004).
 - [6] A.C. Johnson *et al.*, Nature (London) **435**, 925 (2005); F. Koppens *et al.*, Science (in press).
 - [7] T. Hatano, M. Stopa, and S. Tarucha, Science **309**, 268 (2005).
 - [8] X. Hu and S. Das Sarma, Phys. Stat. Sol. (b) **238**, 260 (2003); X. Hu, cond-mat/0411012; S. Das Sarma *et al.*, Solid State Commun. **133**, 737 (2004).
 - [9] G. Feher, Phys. Rev. **114**, 1219 (1959); D.K. Wilson and G. Feher, *ibid.*, **124**, 1068 (1961).
 - [10] T. Fujisawa *et al.*, Nature **419**, 278 (2002); R. Hanson *et al.*, Phys. Rev. Lett. **91**, 196802 (2003).
 - [11] R. de Sousa and S. Das Sarma, Phys. Rev. B **67**, 033301 (2003); *ibid.* **68**, 115322 (2003).
 - [12] T. Hayashi *et al.*, Phys. Rev. Lett. **91**, 226804 (2003).
 - [13] J. Petta *et al.*, Phys. Rev. Lett. **93**, 186802 (2004).
 - [14] O. Astafiev *et al.*, Phys. Rev. Lett. **93**, 267007 (2004).
 - [15] The growth direction for the gated quantum dots, with much higher confinement energy, is regarded as immune to charge fluctuations and therefore inactive for our considerations.
 - [16] J.R. Petta *et al.*, preprint and private communication.
 - [17] K. Ono *et al.*, Science **297**, 1313 (2004).
 - [18] M. Thorwart and P. Hänggi, Phys. Rev. A **65**, 012309 (2001).
 - [19] Charge fluctuations and electron-phonon coupling are the main decoherence sources for double dot charge qubits. For larger dots and smaller tunnel splitting like those used in the recent charge qubit experiments, charge fluctuations are probably the main source of decoherence as calculated decoherence rate from electron-phonon coupling is much smaller than those measured [12, 13, 20].
 - [20] V.N. Stavrou and X. Hu, cond-mat/0503481, to appear in Phys. Rev. B (2005), and references therein.
 - [21] M. Friesen, R. Joynt, and M.A. Eriksson, Appl. Phys. Lett. **81**, 4619 (2002).