

Competition between carboxylic and unsaturated termination for chemisorption on H:Si: a first-principles analysis

Clotilde S. Cucinotta*, Alice Ruini, and Elisa Molinari

National Center on nanoStructures and bioSystems at Surfaces (S^3),

INFM-CNR, and Dipartimento di Fisica,

Università di Modena e Reggio Emilia,

Via Campi 213/A, 41100 Modena, Italy

**e-mail: c.cucinotta@unimo.it*

Marilia J. Caldas

Instituto de Física, Universidade de São Paulo,

Cidade Universitária, 05508-900 São Paulo, Brazil

(Dated: May 24, 2019)

Abstract

We studied the possible competing configurations for surface chemisorption of bi-functional α -carboxylic ω -alkenes and ω -alkynes on H:Si(100), using first-principles density-functional theory, for extended surface simulations. We are able to quantify the competition between the mechanisms, and show that the presence of a disordered layer in the case of carboxylic-alkene bifunctional molecules is possible, with both functionalities offered at the free surface; grafting through the alkyne tail is strongly favored compared to grafting through the carboxylic head, and we can expect the carboxylic head to dominate the free surface. A notable result is the extent of hybridization obtained for chemisorption through the carboxylic head in all cases and the identification of promising candidates for application in molecular electronics.

I. INTRODUCTION

Organic functionalization of silicon substrates is a promising development towards semiconductor-based hybrid molecular devices. For molecular electronics, e.g. for memory and logic applications, it would be interesting to obtain stable nanostructuring of the surface through spontaneous and self-directed chemisorption; furthermore, the covalent attachment of organic molecules could provide the incorporation of new properties to the inorganic electronic substrate, such as bio-compatibility or gas-sensing capabilities.^{1,2,3,4,5,6,7} One important goal is to construct by design a specific monolayer over the Si surface that presents reasonable stability at working temperatures, and at the same time exhibits the desired functionality at the free surface. Typically, we would need stability at temperatures higher than room temperature, thus the molecule should anchor to the Si surface through a very stable covalent bond, and the molecule itself should have head-and-tail bi-functionality. In that case, we will need to face the added difficulty of obtaining an ordered monolayer when dealing with two possible anchoring mechanisms, and in many cases the specific mechanism governing each chemisorption reaction is not clearly understood. Advanced technologies for hybrid devices would thus highly benefit from a reliable and quantitative characterization of the stable configurations, and of the competition between bonding involving different functional groups.

Among different active groups, the carboxylic-head functionality at a free surface offers several advantages for patterning or further processing.^{8,9} Since Si-organic hybrid interface monolayers are often characterized by Si-C anchorage, obtained through reacting unsaturated alkene or alkyne-terminated molecules (R-CH=CH_2 , $\text{R-C}\equiv\text{CH}$), they may show this competition because Si-O-C bonds are also favorable^{1,7,11,12,13} due to the strong affinity between oxygen and silicon atoms. In fact, the attempt¹⁴ to prepare COOH-terminated layers starting from α -functionalized alkenes, at 200°C, led to very poorly ordered or even disordered monolayers: no conclusive proof about the presence of the reactive carboxylic group at the free surface was obtained. Very recently, an experimental study of competition between alkene and carboxylic functionalities was carried out for the H:Si(111) surface, and it was concluded that alkene-grafting under UV illumination proceeds faster¹⁵, and could provide a way to obtain more ordered monolayers. Proposed alternative ways towards ordered COOH-terminated monolayers starting from alkene hydrosilation involve more com-

plicated two-step procedures.^{9,14} COOH-terminated monolayers on H:Si surfaces have also been recently prepared through chemical electrografting¹⁶ of bi-functional alkynes, with no protection of the COOH group. However, the alkyne grafting through hydrosilation results temperature, reconstruction and technique dependent,^{16,17} and no unambiguous interpretation has been provided for the structure of the resulting interface layer, even when the same H:Si(100) flat surface and the same thermal method is used.^{17,18}

Si-C and Si-O-C bonded monolayers are generally characterized by different properties^{19,20} not only in terms of stability and coverage, but also of other structural properties such as molecular tilt angles. Theoretical *ab initio* calculations could be very helpful to unravel these issues, but to our knowledge no systematic investigations were yet performed on the competition between the two potentially reactive groups of unsaturated fatty acids. Previous *ab initio* calculations focusing on reaction mechanisms, using correlation-corrected Hartree-Fock²¹ or density-functional theory^{12,17,22} were based on cluster models; extended surface simulations were also performed for geometrical properties,^{12,23} through empirical molecular mechanics, and for electronic properties⁹ through a self-consistent semiempirical tight-binding approach. More recently, a periodic DFT calculation was presented on the surface hydrosilation reaction of alkynes and alkenes with H:Si(111)²⁴.

In a recent paper²⁵ we studied the reactions between saturated carboxylic acids and the H:Si(100)1×1 surface²⁶, through extended-surface *ab initio* DFT calculations. In that work we proposed that controlled oxidation of the Si-organic interface could be achieved exploiting the stable chemisorption of the molecule through a double Si-O-C anchorage. We here extend the study to bi-functional molecules, focusing on unsaturated fatty acids reacting at the same Si surface, and investigate from first-principles the competition between bonding involving the different functional groups. Our results on their electronic properties suggest that monolayers obtained after chemisorption through both carboxylic and unsaturated tails can be good candidates for molecular electronics applications.

II. METHODOLOGY

Ab initio theoretical approaches based on DFT are very useful for the analysis and understanding of processes involving organic molecules at surfaces; for these studies, DFT can be implemented with periodic-boundary-conditions and plane-wave²⁷ basis sets, or in

molecular cluster approaches using local basis sets (e.g. gaussian¹² functions). We adopt the former scheme, which takes into account the extended nature of the surface states, and at the same time allows us to study different coverage regimes. The electronic structure of the surface states can critically affect the reaction mechanisms compared to molecular chemistry, through ease of charge transfer and rearrangement; also the different lateral steric hindrances can be better gauged in a periodic surface environment, that eliminates edge-effects. Furthermore, from purely numerical considerations, the supercell plane-waves approach is a reliable procedure, allowing for stringent convergence tests.

The H:Si(100)1x1 surface is simulated using a supercell with 4 Si atoms per layer (twice the unit cell of the H:Si surface), 6 Si layers, H-saturated (dihydride) on both sides, and with a intervening vacuum layer of 15 Å. One side of the surface is reacted with the chosen molecule, and since we have a double surface cell, with one or two molecules per cell we can simulate the 0.5 or full monolayer (ML) coverage.

The initial configurations are obtained using the PCFF empirical force field,²⁸ and *ab initio* DFT structural relaxations are then performed, without symmetry constraints, until the forces on all atoms vanish within 0.005 eV/Å. We use the PWSCF code²⁹ with “ultra-soft” pseudopotentials,³⁰ and the PW91³¹ generalized gradient approximation for the exchange and correlation functional. The wave functions are expanded in plane waves up to an energy cutoff of 25 Ry, for 16 irreducible Monkhorst-Pack special k-points³² in the first Brillouin Zone.

III. RESULTS

We simulate all chemically feasible chemisorbed structures for the chosen molecules, and calculate binding energies as the difference between the total energy of the reaction products (functionalized surface and residue, if any) and the total energy of the reagents (hydrogenated surface and carboxylic acid), all with fully optimized geometries. All binding energies are given in eV per molecule. Level structures and band alignments are analyzed through the density of states for each system, and charge density plots for relevant states.

As said in the Introduction, we address the energetics of the different possible chemisorption reactions involving prototypical molecules taken as representatives of alkane, alkene and alkyne-tailed carboxylic acids. In particular, we will consider here the 3-alkaneic acid

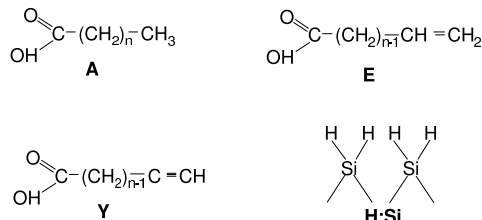


FIG. 1: Schematic representation of the reacting systems studied here: the alkaneic, alkeneic and alkyneic fatty acids (A for alkane, E for alkene, and Y for alkyne tailed molecules) and the dihydride terminated Si surface.

($\text{CH}_3-(\text{CH}_2)_2-\text{COOH}$), the 3-alkeneic acid ($\text{CH}_2=\text{CH}_2-\text{CH}_2-\text{COOH}$), and the 3-alkyneic acid ($\text{CH}\equiv\text{C}-\text{CH}_2-\text{COOH}$) at the $\text{H:Si}(100)1\times 1$ surface (see figure 1). The bare $\text{H:Si}(100)$ surface is well studied theoretically,²⁶ and the reconstructions are well established. We focus here on the 1×1 reconstruction for the H-saturated surface, corresponding to dihydride terminations for the surface Si atoms; this substrate is known to be environmentally robust, technologically relevant, and can be produced with atomic flatness.³³

For each molecule, we compare anchoring through the head (carboxyl) and tail groups, in order to obtain a thermodynamic estimate of the degree of disorder to be found in actual experiments of surface functionalization. In total, 11 bonding configurations were analyzed, of which we show results for the 7 more relevant (more stable from a thermodynamic point of view) systems. In the case of hydrosilation reactions, which leave the carboxyl groups on the outward surface, we simulate the 0.5 ML coverage (i.e. one grafted molecule per supercell) found in experimental studies of prototype Si-C linked configurations,¹² while for the configurations linked through the carboxyl head, we use the 1 ML coverage found previously to be favorable.²⁵ For two special cases we studied also longer chains.

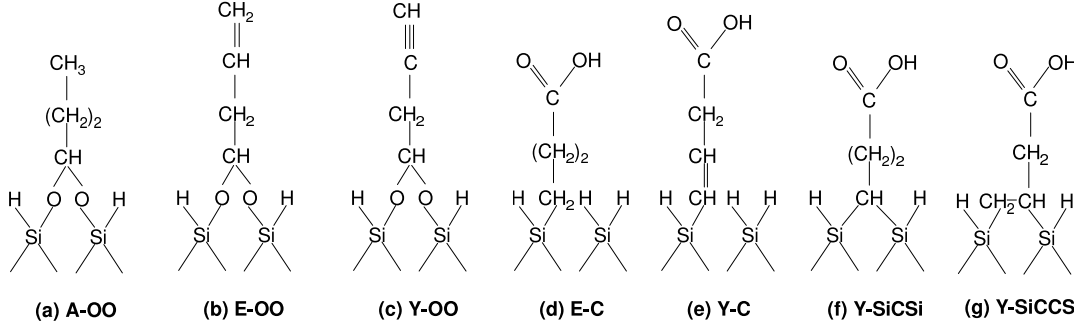


FIG. 2: Schematic representation of the most favorable chemisorbed structures, that are obtained after the adsorption of the alkaneic (A), alkeneic (E) and alkyneic (Y) fatty acids on the dihydride terminated Si surface; Configurations type OO (a-c) correspond to the dissociative chemisorption of the carboxylic acids through the COOH-group, leading to stable double-O bonded structures and to the release of a H_2 molecule as reaction residue. Configurations type C (d,e) anchor through singly Si-C bonded hydrosilated structures. The two different doubly Si-C bonded hydrosilated configurations for the alkyne-tailed system (f,g) are labeled Y-SiCSi and Y-SiCCSi. The notation for each structure is used throughout the text.

TABLE I: Binding energies E_B (in eV) corresponding to the most exothermic chemisorption reactions, on $H:Si(100)1 \times 1$, of saturated and unsaturated fatty acids. A, E and Y correspond to alkane, alkene and alkyne-tailed molecules, while anchor OO corresponds to reactions through the double Si-O-C bridge, and anchors C, SiCSi and SiCCSi to reactions through the tail group (see figure 1).

system	A-OO	E-OO	Y-OO	E-C	Y-C	Y-SiCSi	Y-SiCCSi
E_B	1.26	1.33	1.41	1.16	1.90	1.06	2.26

A. Structure and Energetics

1. Alkanes

The alkane end-group is non-reactive and the only possible reaction mechanisms are through the carboxylic head. We recently addressed²⁵ this same problem for the case of propionic acid (CH_3-CH_2-COOH), so we just restate here the main findings. We showed

that the presence of the oxygen atoms in the reactive carboxylic group is conducive to a densely covered monolayer (100% coverage) where each molecule is bonded to the surface through a double Si-O-C bridge: two covalent O bridges between two silicon atoms of the surface and the carbon atom of the carboxylic group (we will refer below to this bonding configuration as OO systems), with a binding energy of 1.23 eV per molecule. We also found that the functionalization is of a very local character, so that the difference in binding energies for coverages of 0.25, 0.5 and 1 ML is small (~ 0.05 eV per molecule maximum).

We perform here the equivalent calculation (A-OO system, A for alkane, see Figs. 1,2(a)) for the case of 3-alkaneic acid and find very similar results, with a binding energy of 1.26 eV for the double Si-O-C bridge: the dependence of the binding energy on the chain length is therefore negligible. The reaction residue is in this case a hydrogen molecule. Two metastable configurations are obtained by reacting the COOH group to the surface through a single O atom. If the O atom involved in the bond comes from the carbonyl group C=O, no residue is released, while if the O atom comes from the hydroxyl group C-OH a hydrogen molecule is released in the reaction; the binding energies are very similar to the one obtained for the case of propionic acid²⁵: 0.76 eV for the former reaction and 0.45 eV for the latter.

2. Alkenes

We will label as E-OO systems (E for alkene) the monolayers obtained from reaction of 1-carboxy- ω -alkenes with the hydrogen-terminated silicon surface through the double Si-O-C bridge; the resulting structure is illustrated in Figs. 1,2(b). The local character of the chemical bond allows one to transpose the same dissociative reaction mechanism of the carboxylic group described above to the case of the unsaturated acids: in the E-OO configuration the reaction is characterized by the same residue and the binding energy ($E_B=1.33$ eV) is comparable to the A-OO configuration; finally, the electronic charge distribution close to the interface is quite similar. The occurrence of two metastable singly Si-O bonded configurations is predicted for alkenes, in strict analogy to the A systems.

In this case, however, the molecule can anchor to the surface also through hydrosilation^{4,6} of the alkene tail, i.e., the vicinity to the hydrogenated surface forces the partial opening of the multiple bond (double in the alkene case), producing a Si-C bond (Si-C $_{\omega}$) and, at the same time, taking the H atom from the surface to saturate the next C atom (C $_{\zeta}$) of

the molecule. No hydrogen molecule is expected as reaction residue. If the reaction occurs at a surface dangling-bond, the hydrosilation is said to be activated,^{4,6} and the transfer of the H atom will leave another close-lying surface dangling bond, thus promoting the next chemisorption. We here study the energetics of the hydrosilation of the 3-alkeneoic acid on the perfectly saturated H:Si(100) surface; the approach of the alkene tail to the Si surface is not forbidden by sterical factors, and we find that a stable ($E_B=1.16$ eV) covalent Si-C bond will be formed, even without activation, through this exothermic reaction (system E-C, see figure 2(d)). It should be noted that the detachment of the surface H atom (traditionally presented as the first step of the hydrosilation mechanism) could happen in a concerted mechanism, involving the electrostatic interaction between the negatively charged C atom and the positively charged surface Si atom. It is well known that surface relaxation induces charge transfer to the back-bonds, resulting in an effective positive charge of the surface Si atoms (as found here in the analysis of Lowdin charges): indeed the exchange of H atoms with water molecules has been detected³⁴ for this H:Si(100) surface, and it has already been proposed²¹ that the surface radical chain is not always a major pathway for alkene chemisorption.

The resulting binding energies for the E-OO and E-C systems helps to understand the experimental uncertainty relative to which of the functional groups is involved in the reaction with the H:Si surface: we can see there will be critical competition between COOH dissociative chemisorption and hydrosilation through the alkene head, with just 0.1 eV difference in favor of the former; we must also add that, in the E-OO system, the reaction will probably occur by steps and in that case the preference is reversed with a difference in favor of the hydrosilation. We can therefore argue that the formation of ordered monolayers is prevented by the competition between bonding mechanisms,³⁵ with the consequent occurrence of both configurations.

3. *Alkynes*

We turn now to the reaction of the 3-alkyneic acid with the surface, for which we also find a stable configuration with the double Si-O-C covalent bond (system Y-OO, see figure 2(c)); again the binding energy ($E_B=1.41$ eV) is comparable to those of both A-OO and E-OO configurations, and a H₂ molecule is released. Metastable configurations characterized by

only one O-bridge are expected also for this class of systems.

The competing mechanism is however in this case definitely favored: reaction through the alkyne-termination leads to a very stable configuration (Y-C, see fig. 1,2(e)) grafted by a Si-C bond, with a binding energy of $E_B=1.90$ eV. No reaction residue is present in this case. The approach of the C_ω atom of the alkyne tail to the Si surface is in this case even less hindered than for the 3-alkeneoic acid; moreover, the reaction still leaves a residual double bond at the unsaturated tail of the molecule, opening the possibility for one additional Si-C bond.^{17,18} As depicted in figure 2, we investigated two possible configurations: in the first, a second bond connects the same C_ω atom to the nearest Si surface atom (Y-SiCSi, Figs. 1,2(d)), while in the alternative configuration (Y-SiCCSi, Figs. 1,2(e)) the second bond is established between the C_ζ atom and the nearest surface Si. No residue is released in either case, the ejected surface H atom is found saturating the C_ζ or C_ω atom, respectively.

In the latter configuration (SiCCSi) a five-member ring is established at the interface, as indicated in the figure, and the structure is stabilized by a second “easy” bond per molecule, as in the OO cases. Indeed the configuration is very stable, with an increase in binding energy of more than 0.3 eV compared to the singly-bonded Y-C configuration, and more than 0.8 eV compared to the Y-OO system. We see in Fig. 3(a) that the anchored molecule, in this case of a short alkyl spacer, relaxes to a configuration where the body of the molecule, including the O=C-O plane of the carboxyl head, lies almost parallel to the surface. This configuration would seem to hinder dense packing, so we again investigated, through empirical molecular dynamics with the PCFF, the packing morphology expected for longer chains. As we show also in Fig. 3(a), in this case the molecule is no longer stretched out on the surface but rather stands up so that the carboxylic head is available at the free surface.

All three SiC-bonded configurations are overall energetically stable, however, contrary to previous theoretical works,^{17,18} we find that the bridge SiCSi through the same C_ω -atom is actually less stable than the single SiC anchor, that is, the system is *destabilized* by more than 0.8 eV in passing from one configuration to the other. The destabilization can be ascribed to the considerable strain imposed to the surface structure, which could not be accurately measured in the previous^{17,18} small-cluster calculations. Actually, once the very stable Y-C equilibrium configuration is reached, the alkyne/surface system would have to suffer a strong distortion to arrive at the SiCSi pattern: the analysis of this latter configuration

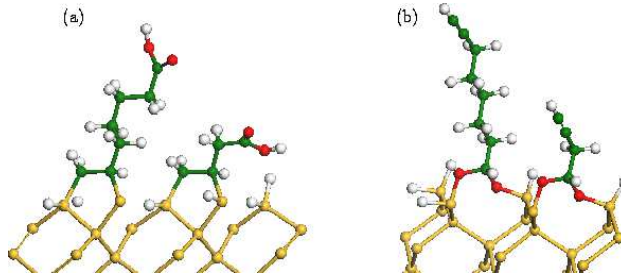


FIG. 3: Representation of the structure obtained for chemisorption of short and long molecules, in the bonding configurations (a) Y-SiCCSi and (b) Y-OO. The result for the long chain Y-SiCCSi comes from force-field optimization, all the others are fully relaxed through *ab initio* DFT.

indicates that the surface structure undergoes drastic changes (see figure 4(a)). Our *ab initio* calculations show that the formation of the second Si-C bond leads to bond-breaking between the surface Si atom and the under-surface layer, and abstraction of a H atom from the nearest surface Si atom, without any relevant energy barrier. The resulting surface structure of a “shared proton” Si-H-Si is reminiscent of amorphous a-SiH grain boundaries, poly-crystalline hydrogenated Si, and porous Si surfaces,^{36,37} and would introduce in this way a very reactive spot at the surface. In fact, we find that this configuration introduces hole and electron traps close to the band edges, as shown in Fig. 4(b).

Our results for the energetics of the alkyne/silicon interface show thus that the grafting of the molecule through the first opening of the triple bond is definitively preferred, by 0.5 eV, to the dissociative chemisorption of the carboxylic group, and that the Y-SiCCSi configuration following the further opening of the C=C bond is even more stable. In this case, a five membered ring is formed between three surface silicon atoms and two adsorbate carbon atoms.

B. Electronic properties

The electronic features of the molecule-substrates interfaces are investigated through a detailed analysis of relevant electronic states, total density of states (DOS) and projected DOS (PDOS). The DOS of the functionalized surfaces are reported in figures 5 and 6, together with the molecular levels of the corresponding reacting molecule (3-alkaneic, 3-alkeneic or 3-alkyneic acid) and the DOS of the unreacted dihydride-terminated (100)

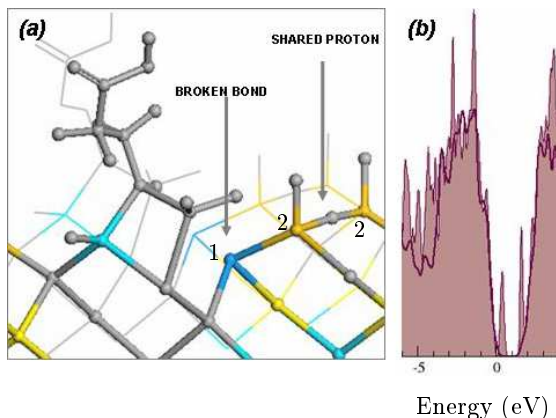


FIG. 4: Representation of (a) the surface deformation caused by the Y-SiCSi configuration; (b) Shaded region: DOS around the energy gap showing the introduction of hole and electron traps: these levels get contribution respectively from states localized on blue (mainly on atom 1) and yellow (mainly on atoms 2) regions, as represented in panel (a). The peak just above the Si valence band top ($E=0$) corresponds to a fully occupied level, while the state peaking just at the conduction band edge is unoccupied. Thick solid line: DOS of the hydrogenated silicon surface.

silicon surface.

The origin of the energy scale $E_v = 0$ corresponds to the top valence state of the clean hydrogenated surface. The alignment of the functionalized with respect to hydrogenated surfaces is always performed through the surface state relative to the H peak of the back surface: we can see that the top valence states of both systems naturally coincide, even though we did not directly impose this constraint. The total width of the hydrogenated Si slab valence band (VB) is smaller than the usual DFT bulk Si VB, and the energy gap is larger, as expected from the artificial confinement of our representation of the underlying Si crystal, but the VB already spans nearly 10 eV. In all the DOS of the functionalized surfaces (see Figs. 5 and 6) four semi-core molecular levels are found below the H:Si VB energy region: the energy levels of the isolated 3-alkaneic, 3-alkeneic and 3-alkyneic molecules were aligned with the DOS of the hydrogenated surfaces through the fourth peak (a clean molecular state) of the A-OO, E-OO and Y-OO systems, respectively. In fact, the corresponding energy levels (s -type orbitals centered on C atoms) are unaffected by the functionalization. Once the molecule is aligned to the clean surface this holds also for comparisons with the other anchorages.

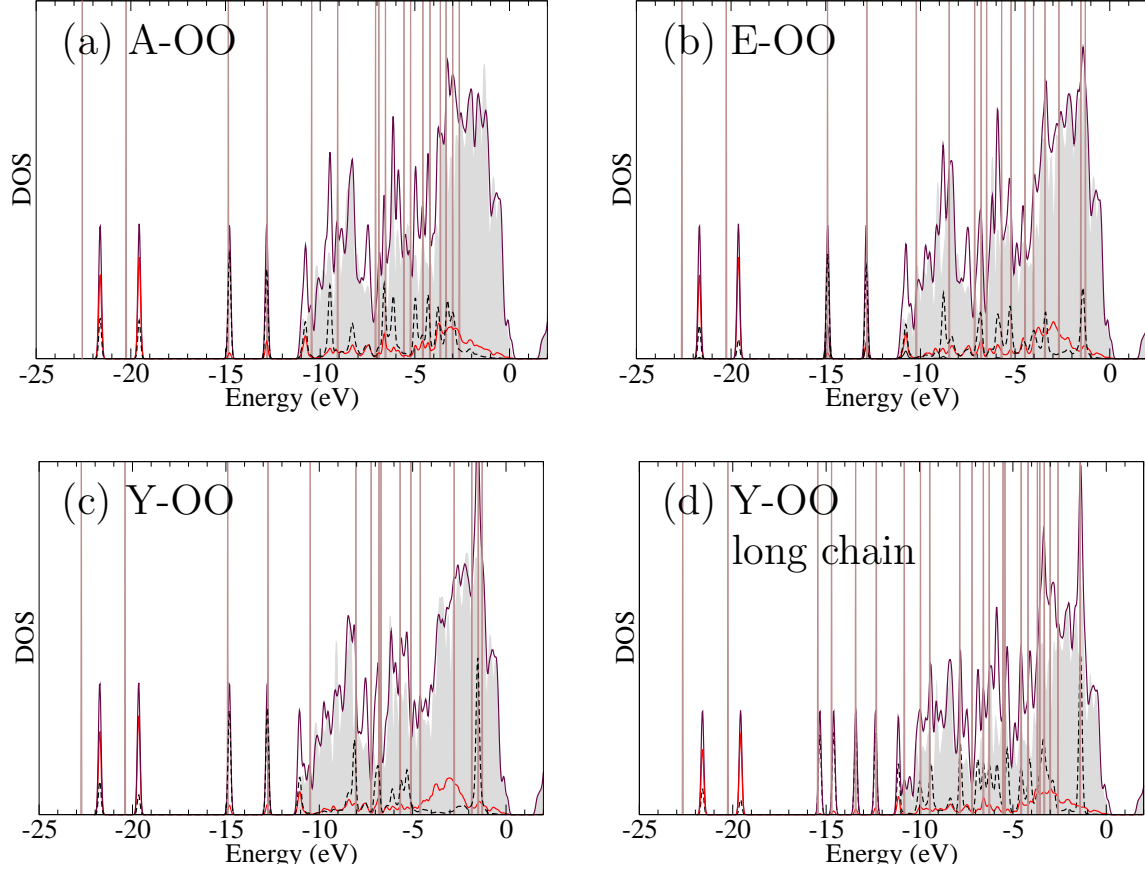


FIG. 5: Total density of states of carboxylic acids chemisorbed on H:Si(100) through the carboxylic head, compared to the clean hydrogenated surface (shaded region) and the isolated molecule (lines); also shown are the projected DOS over the O-atoms (red lines) and C-atoms other than the C α of the carboxyl head (dashed lines).

The electronic states corresponding to the two lowest semi-core levels always carry a major contribution from the s -type molecular states of the carboxylic group, whereas the third and fourth states are mainly composed by s contributions coming from the C atoms of the alkyl chains. When the bond is formed through carboxylic group (A-OO, E-OO, and Y-OO systems, Fig. 5), the two lowest peaks interestingly experience a large energy shift (see table II). This shift can be attributed to the hybridization of the s orbitals centered on O and C atoms of the carboxylic termination: after the chemisorption the C atom of the COOH group assumes a tetrahedral coordination and both O atoms strongly modify their bonding geometry. This general phenomenon of structure modification is present to a lesser extent also in single O-bonded configurations²⁵. In the case of surface grafting through

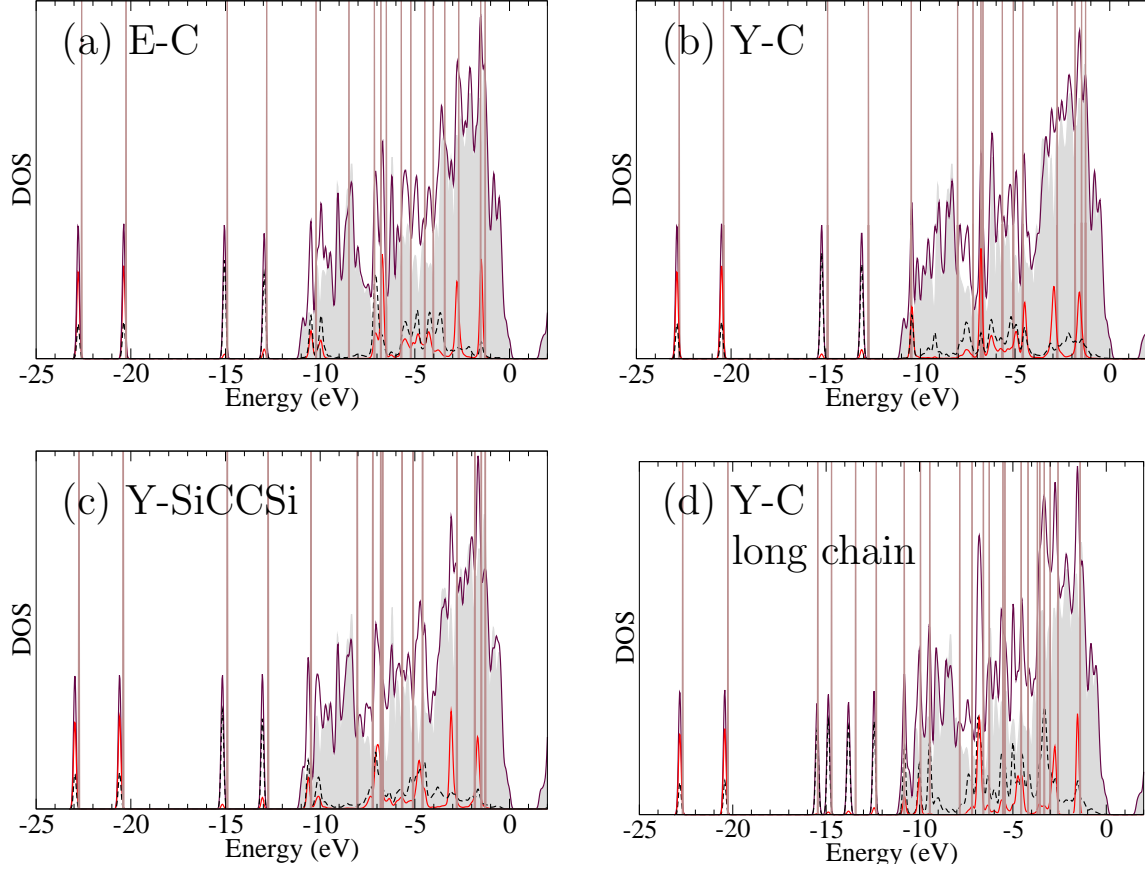


FIG. 6: Total density of states of α -carboxylic ω -alkene (a) and ω -alkyne (b,c,d) acids chemisorbed on H:Si(100) through the saturated tail, compared to the clean hydrogenated surface (shaded region) and the isolated molecule (lines); also shown are the projected DOS over the O-atoms (red lines) and C-atoms other than the $C\alpha$ of the carboxyl head (dashed lines).

hydrosilation (leading to E-C, Y-C, Y-SiCCSi and Y-SiCSi systems, Fig. 6) the carboxylic moiety remains unperturbed, exposed at the outside of the functionalized surface: in this case none of the four semi-core levels shift, since the relevant s -type orbitals are not strongly involved in the formation of the Si-C bond. Our results thus suggest that semi-core energies can provide useful insight for the experimental discrimination between Si-C and Si-O-C bonded monolayers.

In order to discuss the band-offset effects stemming from the organic/inorganic junction, and the electron transport properties in a possible Si/SAM/electrode configuration, we project now the functionalized surface DOS on particular atomic states, and at the same time analyze the charge density for relevant states. For all configurations we calculate the

TABLE II: Semi-core level shift (in eV) for the first two energy peaks of the the most relevant configurations following the chemisorption of saturated and unsaturated fatty acids on H:Si(100)1x1 (see figures 2, 5, and 6).

system	A-OO	E-OO	Y-OO	E-C	Y-C	Y-SiCSi	Y-SiCCSi
ΔE (peak 1)	0.99	0.95	1.03	0.00	0.00	0.00	0.00
ΔE (peak 2)	0.74	0.69	0.79	0.07	0.03	0.04	0.03

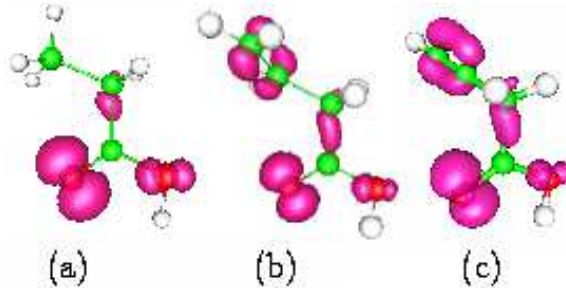


FIG. 7: Plots of charge-density contours for the HOMO of the isolated molecules: (a) 3-alkaneic acid ($\text{CH}_3\text{-(CH}_2)_2\text{-COOH}$), (b) 3-alkeneic acid ($\text{CH}_2=\text{CH-CH}_2\text{-COOH}$), and (c) 3-alkyneic acid ($\text{CH}\equiv\text{C-CH}_2\text{-COOH}$).

PDOS on both oxygen and carbon atoms (Figs. 5 and 6, solid red and dashed lines respectively). We first consider the OO bonded systems, for which we find the oxygen molecular states spread to an extended band, covering the full width of the Si VB. The large width of the resulting oxygen band is related to the very large energy distribution of the O states of the molecular carboxylic group, that allows for extended hybridization between substrate and adsorbate. As already said, when in the OO configuration the carboxyl head C atom assumes tetrahedral hybridization, and the O-Si linkages are similar to regular bonding in SiO_2 justifying the bandwidth.

Before discussing the C-related bands for these systems, we turn to the isolated molecular states, focusing on the HOMO charge distribution shown in Fig. 7. We see that for the 3-alkaneic acid the HOMO is concentrated on the carboxyl head, while for the other two molecules (3-alkeneic and 3-alkyneic acids), the HOMO shows π -character spreading also over the saturated tails, but still has a strong contribution from the carboxyl head. Since in

the OO configuration the COOH group is involved in the bonding to the surface, this state is disrupted and accordingly we see a wide O-related band, accompanied by the disappearance of the HOMO-related peak in the PDOS of O-states, while the C-bands for the E-OO and Y-OO functionalized systems still show a peak exactly coinciding with the molecular HOMO (see Fig. 5(b,c)). The appearance of this C-related peak, concentrated on the saturated tails at the free surface of the SAM, can be used to estimate the band offset between inorganic and organic layers, and represents the interface molecular state that will be mainly involved in the tunneling between a metallic electrode (at positive bias) and the silicon substrate. This same general feature has also been detected by Lenfant and coworkers⁹ in their tight-binding calculation of the hydrosilated H:Si(100), linked through longer (6 and 12 CH₂ groups) alkyl chains to a phenyl termination: they find the phenyl-related π -HOMO level almost resonant with the Si valence band top, while our results for the short C-C π linkage, configurations E-OO and Y-OO, locate the π -HOMO level at $\approx E_v - 1.3\text{eV}$. We must remark first that a difference, of $\gtrsim 1\text{eV}$ in this same ordering, between the phenyl-termination HOMO and the corresponding HOMO for alkene or alkyne terminations, is to be expected from the isolated molecules difference in ionization potentials. Secondly, that an energy superposition between head- and tail-centered states is found for the systems considered here, contrary to the case of Ref. 9, consistently to the resonant nature of the molecular HOMO states; this feature, together with the presence of orbitals covering the entire adsorbate up to 1 eV below the Fermi energy and with the absence of energy gaps in the C-projected band, suggests a weak attenuation of the electronic coupling between molecule head and tail for short chains. For the three OO-systems, the C-related states below $\sim E_v - 4\text{ eV}$ get contributions from the p -orbitals of all the other C atoms, coming from the σ -bonds of the alkyl chain, and also this is expected from the analysis of isolated molecules; the alkyl chain thus constitutes the effective barrier for tunneling from the surface to the π -termination.

To further investigate this effect, we calculated the structure and resulting electronic structure for a longer chain ($\text{CH}\equiv\text{C}-[\text{CH}_2]_5-\text{COOH}$) in the Y-OO configuration, see Fig. 3(b), and the corresponding DOS is also included in Fig. 6(d). We first note a splitting of the C-related semi-core levels, indicating now the different setting of pure alkyl and alkyne C-atoms. More interesting, however, is the new structure of C-related levels close to the top of the valence band. Comparing the results in Fig. 5(c,d) and focusing in the region above $E_v - 5\text{ eV}$, we see the peak at $\approx E_v - 1.3\text{ eV}$ is better resolved for the longer chain, while at

the same time new pure alkyl-derived peaks develop between $\approx E_v - 3$ and -5 eV, clearly demonstrating the well-like behavior of the electronic levels. It is also worth noting that this new band overlaps in energy the strongest O-related band, suggesting a possibility of tunneling from surface to chain through the O-derived states.

Turning now to the electronic properties of the configurations obtained through hydrosilation, we group in Fig. 6 the DOS for the three relevant systems E-C, Y-C and Y-SiCCSi. Now, the COOH-related peaks are undisturbed and we see two O-related strong peaks at $\approx E_v - 1.8$ and -3.0 eV; the structure of the C-band close to the top of the valence band does not show states with contribution from the functionalized molecule, defining a much more abrupt band offset in the E-C case than in the preceding cases. While for the Y-C configuration (single SiC bond) a broader band can be seen between $\approx E_v - 1$ and -3 eV, this is caused by the remaining double bond $C_\omega-C_\zeta$ and disappears with the bond opening, so that for the most stable structures in each case, E-C and Y-SiCCSi, the C-related peaks closer to the valence band top are weaker. Except for the disrupting situation Y-SiCSi, the gap is clear in all cases. We obtained the electronic structure for chemisorption of the longer chain ($\text{CH}\equiv\text{C}-[\text{CH}_2]_5-\text{COOH}$) in the Y-C configuration, and the results are shown in Fig. 6(d). We can see the effect is very similar to that observed for the Y-OO configuration, namely the splitting of C-related semi-core levels, and the introduction of the C-related band between $E_v - 3$ and -5 , that define the possible tunneling barrier. A common feature to all C-linked configurations is that, as can be seen comparing Fig. 5 and 6, the O-related states do not broaden and remain “peaked” at the molecular energies, even for such short molecules as those studied here.

IV. SUMMARY AND CONCLUSIONS

Our study aimed at obtaining a systematic picture for the stability and electronic properties of the functionalized di-hydride H:Si(100) surface, resulting from the different possible mechanisms for chemisorption of bi-functional α -carboxy- ω -alkenes and alkynes. We performed first-principles calculations within DFT for several chemisorbed configurations of 3-alkaneic, 3-alkeneic and 3-alkyneic acid, obtaining binding energies and electronic level structures.

Our data for the binding energies confirm that molecules with α -carboxy- ω -alkene bi-

functionality can form disordered monolayers, with both functionalities at the free surface, since the two bonding mechanisms are strongly competitive. In the case of α -carboxy- ω -alkyne bifunctionality, on the other hand, the chemisorption through hydrosilation of the alkyne tail is highly favored, so we could expect to obtain the carboxylic head offered at the free surface; the layer could however be disordered anyhow, due to the possibility of multiple bonding at the hybrid interface. Our results suggest that if we need the carboxylic functionality at the free surface, either alkyne-terminated molecules have to be employed, however at risk of obtaining a structurally-disordered monolayer, or alternatively one should use alkene-terminated molecules with protection of the head.

Concerning the electronic structure of these systems, we find that when the chemisorption occurs through the carboxylic head, in all cases the O-derived states develop into a band that covers the full valence band width, and in particular reaching the valence band top. The alkyl-related states are found to develop a band at lower energies, with a reasonable energy-overlap with the strongest O-related bands at $\approx E_v - 3$ and -5 eV; the transition from Si-surface states to the molecular chain is smooth and involves the Si-O-C hybridization. The link through the carboxylic group results in optimal contact to the Si substrate, as required for electronic probing, and no insulating layer is formed. The hydrosilation mechanism can produce slightly sharper band offsets, with less molecular states reaching to the valence band top and leaves the carboxylic moiety undisturbed at the outmost surface even for short chains.

We are grateful to S. Corni and A. Catellani for fruitful discussions. Computer time was partly provided by CINECA through INFM Parallel Computing Projects. We acknowledge support by the RTN EU Contract “EXCITING” No. HPRN-CT-2002-00317 and by FIRB “NOMADE”, MJC also thanks INFM-S³, Italy, FAPESP and CNPq, Brazil.

¹ A. Ulman, Chem. Rev. **96**, 1533 (1996).

² G. P. Lopinski, D. D. M. Wayner, and R. A. Wolkow, Nature **406**, 48 (2000).

³ R. H. Wieringa, E. A. Siesling, P. J. Werkman, E. J. Vorenkamp, and A. J. Schouten, Langmuir **17**, 6491 (2001).

⁴ J. M. Buriak, Chem. Rev. **102**, 1271 (2002).

- ⁵ M. A. Filler and S. F. Bent, *Prog. Surf. Sci.* **73**, 1 (2003).
- ⁶ S. F. Bent, *Surf. Sci.* **500**, 879 (2002).
- ⁷ Z. Liu, A. A. Yasseri, R. S. Loewe, A. B. Lysenko, V. L. Malinovskii, Q. Zhao, S. Surthi, Q. Li, V. Misra, J. S. Lindsey, D. F. Bocian, *J. Org. Chem.* **69**, 5568 (2004).
- ⁸ S. Hoeppener, R. Maoz, and J. Sagiv, *Nano Lett.* **3**, 761 (2003).
- ⁹ S. Lenfant, C. Krzeminski, C. Delrue, G. Allan, and D. Vuillaume, *Nano Lett.* **3**, 741 (2003).
- ¹⁰ A. Lehner, G. Steinhoff, M. S. Brandt, M. Eickhoff, and M. Stutzmann, *J. Appl. Phys.* **94**, 2289 (2003).
- ¹¹ R. Boukherroub, S. Morin, P. Sharpe, and D. D. M. Wayner, *Langmuir* **16**, 7429 (2000).
- ¹² Y. Pei, J. Ma, and Y. Jiang, *Langmuir* **19**, 7652 (2003).
- ¹³ Y. Liu, N. Navasero, and H. Yu, *Langmuir* **20**, 4039 (2004).
- ¹⁴ A. B. Sieval, A. L. Demirel, J. W. M. Nissink, M. R. Linford, J. H. van der Mass, W. H. de Jeu, H. Zuilhof, and E. J. R. Sudhoelter, *Langmuir* **14**, 1759 (1998).
- ¹⁵ H. Asanuma, G. P. Lopinski, and H.-Z. Yu, *Langmuir* **21**, 5013 (2005).
- ¹⁶ F. Cattaruzza, A. Cricenti, A. Flamini, M. Girasole, G. Longo, A. Mezzi, and T. Prosperi, *J. Mater. Chem.* **14**, 1461 (2004).
- ¹⁷ A. B. Sieval, B. van den Hout, H. Zuilhof, and E. J. R. Sudhoelter, *Langmuir* **16**, 2987 (2000).
- ¹⁸ G. F. Cerofolini, C. Galati, S. Reina, and L. Renna, *Appl. Phys. A* **80**, 161 (2005).
- ¹⁹ E. J. Lee, T. W. Bitner, J. S. Ha, M. J. Shane, and M. J. Sailor, *J. Am. Chem. Soc.* **118**, 5375 (1996).
- ²⁰ M. R. Linford, P. Fenter, P. M. Eisenberger, and C. E. D. Chidsey, *J. Am. Chem. Soc.* **117**, 3145 (1995).
- ²¹ J. E. Bateman, R. D. Eagling, B. R. Horrocks, and A. Houlton, *J. Phys. Chem. B* **104**, 5557 (2000).
- ²² A. Rochefort and A. Beausoleil, *Chem. Phys. Lett.* **400**, 347 352 (2004).
- ²³ A. B. Sieval, B. van den Hout, H. Zuilhof, and E. J. R. Sudhoelter, *Langmuir* **17**, 2172 (2001).
- ²⁴ N. Takeuchi, Y. Kanai, and A. Selloni, *J. Am. Chem. Soc.* **126**, 15890 (2004).
- ²⁵ C. Cucinotta, A. Ruini, M. J. Caldas, and E. Molinari, *J. Phys. Chem. B* **108**, 17278 (2004).
- ²⁶ J. E. Northrup, *Phys. Rev. B* **44**, 1419 (1991).
- ²⁷ R. Di Felice, A. Selloni, and E. Molinari, *J. Phys. Chem. B* **107**, 1151 (2003).
- ²⁸ M. J. Hwang, T. P. Stockfish, and A. T. Hagler, *J. Am. Chem. Soc.* **116**, 2515 (1994).

- ²⁹ S. Baroni, A. Dal Corso, S. de Gironcoli, and P. Giannozzi (2001), <http://www.pwscf.org>.
- ³⁰ D. Vanderbilt, Phys. Rev. B **41**, 7892 (1990).
- ³¹ J. P. Perdew, J. A. Chevary, S. H. Vosko, K. A. Jackson, M. R. Pederson, D. J. Singh, and C. Fiolhais, Phys. Rev. B **46**, 6671 (1992).
- ³² H. J. Monkhorst and J. D. Pack, Phys. Rev. B **13**, 5188 (1976).
- ³³ G. F. Cerofolini, C. Galati, S. Reina, and L. Renna, Semicond. Sci. Technol. **18**, 423 (2003).
- ³⁴ M. Niwano, T. Miura, and N. Miyamoto, Journal of The Electrochemical Society **145**, 659 (1998), URL <http://link.aip.org/link/?JES/145/659/1>.
- ³⁵ This conclusion is reinforced by the indication that also the barrier heights for the chemisorption reaction through hydrosilation (see F. Zipoli, M. Bernasconi, and A. Laio, Chem. Phys. Lett., in press) and through COOH dissociation (see C. S. Cucinotta, Alice Ruini, Alessandra Catellani and Marilia J. Caldas in preparation) are quite similar, $\simeq 1.8$ eV.
- ³⁶ M. J. Caldas, Phys. Status Solidi B **217**, 641 (2000).
- ³⁷ C. G. V. de Walle and N. Nickel, Phys. Rev. B **51**, 2636 (1995).