

Quantum dynamics of localized excitations in a symmetric trimer molecule

R. A. Pinto and S. Flach
Max-Planck-Institut für Physik komplexer Systeme
Nöthnitzer Str. 38, 01187 Dresden, Germany
 (Dated: February 8, 2020)

We study the time evolution of localized (local bond) excitations in a symmetric quantum trimer molecule. We relate the dynamical properties of localized excitations such as their spectral intensity and their temporal evolution (survival probability and tunneling of bosons) to their degree of overlap with quantum tunneling pair states. We report on the existence of degeneracy points in the trimer eigenvalue spectrum for specific values of parameters due to avoided crossings between tunneling pair states and additional states. The tunneling of localized excitations which overlap with these degenerate states is suppressed on all times. As a result local bond excitations may be trapped forever, similar to their classical counterparts.

PACS numbers: 34.30.+h, 05.30.Jp, 03.75.Lm, 05.45.Mt

I. INTRODUCTION

The study of the classical and quantum dynamics of excitations in non-linear systems with few degrees of freedom has been used for decades to understand the processes of energy redistribution after an initial local bond excitation in polyatomic molecules [1, 2, 3, 4, 5, 6]. Equally, interest to these issues evolved from the more mathematical perspective of nonlinear dynamics, localization of energy and solitons [7]. This second path was boosted by the observation of discrete breathers (DB) - time-periodic and spatially localized excitations - in a huge variety of spatially discrete lattice systems [8, 9, 10, 11]. The flood of recent experimental observations of DBs in various systems includes such different systems as bond excitations in molecules, lattice vibrations and spin excitations in solids, electronic currents in coupled Josephson junctions, light propagation in interacting optical waveguides, cantilever vibrations in micromechanical arrays, cold atom dynamics in Bose-Einstein condensates loaded on optical lattices, among others [12, 13, 14, 15, 16, 17, 18, 19, 20, 21, 22]. In a substantial part of these cases quantum dynamics of excitations is either unavoidable (molecules, solids) or reachable by corresponding parameter tuning (Josephson junctions, Bose-Einstein condensates).

Progress in theory was achieved using a synergy of analytical results and computational approaches. The computational aspect is vital because we deal generically with non-integrable systems, which can not be completely solved analytically. Computational studies of classical systems of many interacting degrees of freedom (say N oscillators) are straightforward since we have to integrate $2N$ coupled first-order ordinary differential equations, so $N \sim 10^4$ is no obstacle to do even long-time simulations in order to study statistical properties. The quantum case is much less accessible by computational studies. This is because in general each oscillator is now described by an infinite-dimensional Hilbert space. Even after restricting to only s states per oscillator, the dimension of the Hilbert space of the interacting system is now s^N ,

making it nearly impossible to treat both large values of s and N - independent of whether we aim at integrating the time-dependent Schrödinger equation or diagonalizing the corresponding Hamiltonian. However it is possible to treat small systems with $N = 2, 3$, which adds to the above mentioned studies of bond excitations in molecules, perspective cases of few coupled Josephson junctions, and Bose-Einstein condensates in optical traps with just a few wells [23, 24]. Remarkably, in the last case there is already an experimental realization [25], which extends the scope of this subject further, and would open new gates for practical applications.

Extensive studies of a dimer model $N = 2$ with additional conservation of the number of excitations (bosons) have been accomplished [26, 27, 28, 29, 30, 31, 32, 33]. The conservation of energy and boson number makes this system integrable. Due to the nonlinearity of the model the invariance under permutation of the two sites (bonds, spin flips etc) is not preventing from having classical trajectories which are not invariant under permutations. These trajectories correspond to a majority of bosons (and thus energy) being concentrated on one of the sites. Quantum mechanics reinforces the symmetry of the eigenstates via dynamical tunneling in phase space (without obvious potential energy barriers being present) [34]. The tunneling time is inversely proportional to the energy splitting of the corresponding tunneling pairs of eigenstates. Notice that while most of the quantum computations concerned diagonalization of the Hamiltonian, a few results show consistency with numerical integration of the Schrödinger equation [31, 36]. In [25] the first experimental observation of non-linearity-induced localization of Bose-Einstein condensates in a double-well system was obtained, in agreement with results discussed above. It reinforces the motivation to go beyond the dimer model and consider new scenarios that would host new very interesting phenomena, which could be experimentally observed.

The extension of the dimer to a trimer $N = 3$ allows to study the fate of the tunneling pairs in the presence of nonintegrability [35, 36, 37, 38, 39, 40] and in an effective

presence of the fluctuation of the number of bosons (on the dimer). Diagonalization showed that tunneling pairs survive up to a critical strength of nonintegrability [36], while the pair splittings showed characteristic resonances due to interactions with other eigenstates [40].

In this work we study the time evolution of localized excitations in the trimer, and compare with the spectral properties of the system. We compute the eigenvalues and eigenstates of the quantum system and then the expectation values of the number of bosons at every site on the trimer and the survival probability of different initial excitations as a function of time. We also compute the spectral intensity of the initial excitations to see how many eigenstates overlap are involved. That allows to draw conclusions about the correspondence between the time evolution of a localized initial quantum state (not an eigenstate) and the presence or absence of quantum breathers, i.e. dynamical tunneling eigenstates. We identify novel degeneracies in the trimer spectrum due to avoided crossings, and relate these events to unusual classical-like behaviour of quantum localized excitations.

II. LOCAL BOND EXCITATIONS IN THE CLASSICAL CASE

The classical trimer is described by the Hamiltonian

$$H = H_d + \Psi_3^* \Psi_3 + \delta(\Psi_1^* \Psi_3 + \Psi_2^* \Psi_3 + cc) \quad (1)$$

$$H_d = \Psi_1^* \Psi_1 + \Psi_2^* \Psi_2 + \frac{1}{2}[(\Psi_1^* \Psi_1)^2 + (\Psi_2^* \Psi_2)^2] + C(\Psi_1^* \Psi_2 + cc) \quad (2)$$

where H_d is the dimer part, C is the coupling inside the dimer, and δ is the coupling between site 3 and the dimer which also destroys the integrability of the system. Note that the total norm $B = \Psi_1^* \Psi_1 + \Psi_2^* \Psi_2 + \Psi_3^* \Psi_3$ is conserved, and that the trimer (and the dimer) is invariant under permutation of sites 1 and 2.

We are interested in the fate of localized excitations, where some energy is excited e.g. on site 1, and none on site 2 (inside the dimer). the third site may have some nonzero energy as well (like an environment). For different initial conditions

$$\Psi_1(0) = \sqrt{\frac{B}{2} + \nu}, \quad \Psi_2(0) = 0, \quad \Psi_3(0) = \sqrt{\frac{B}{2} - \nu} \quad (3)$$

we computed the time evolution of the quantities $|\Psi_i|^2 = \Psi_i^* \Psi_i$ by numerically solving the equations of motion $i\dot{\Psi}_i = \partial H / \partial \Psi_i^*$. In all computations we used $B = 40$, $C = 2$, and $\delta = 1$. We also generate a Poincare map (Fig.1) using the condition $\Delta_{13} = 0$ ($\Psi_i = A_i e^{i\varphi_i}$, $\Delta_{ij} = \varphi_i - \varphi_j$) and the plane $X = |\Psi_1|^2$, $Z = |\Psi_3|^2$.

We observe that for positive ν the evolution is regular and not invariant under permutation, so most of the energy initially placed on site 1 stays there, with site 2

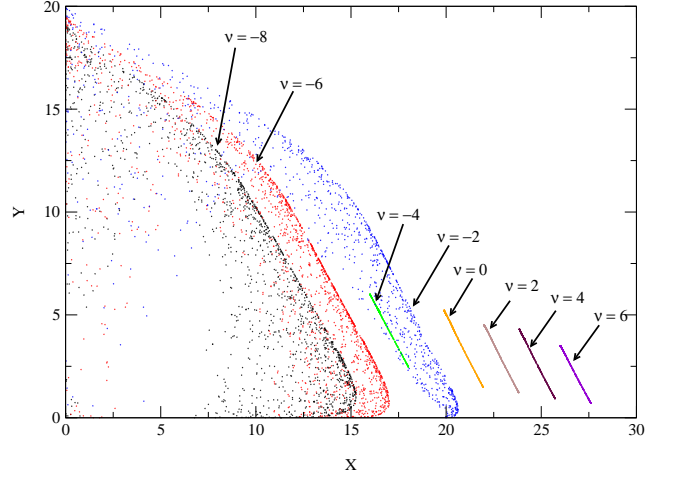


FIG. 1: Poincare map of the classical phase space flow of the trimer. The map condition is $\Delta_{13} = 0$. The plotting plane is $X = |\Psi_1|^2$ and $Z = |\Psi_3|^2$. The parameters are $B = 40$, $C = 2$, $\delta = 1$.

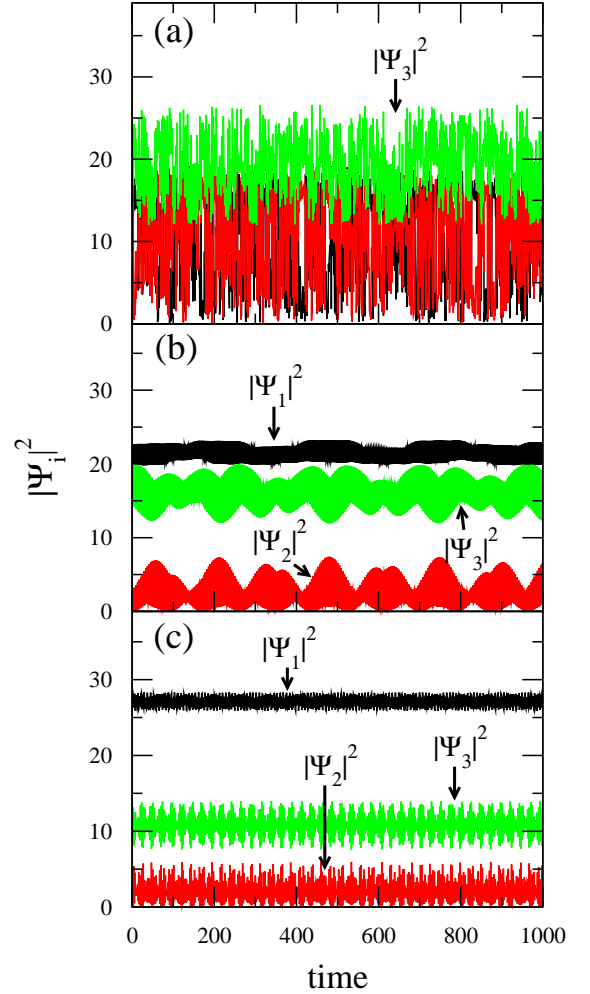


FIG. 2: Time evolution of $|\Psi_i|^2$ ($i = 1, 2, 3$) for different initial states $\Psi_{1,3}(0) = \sqrt{20 \pm \nu}$ ($\Psi_2(0) = 0$): (a) $\nu = -6$, (b) $\nu = 0$, (c) $\nu = 6$.

becoming only little excited. Negative values of ν yield chaotic motion which is permutation invariant.

This transition from localization to delocalization of energy is also nicely observed in the temporal evolution in Fig.2. Increasing ν from negative to positive values the energy exchange between sites 1 and 2 of the dimer is stopped.

III. LOCAL BOND EXCITATIONS IN THE QUANTUM TRIMER

The quantum trimer is obtained after replacing the complex functions Ψ, Ψ^* by the bosonic operators a and a^\dagger (rewriting $\Psi^*\Psi = (1/2)(\Psi^*\Psi + \Psi\Psi^*)$ previously to insure the invariance under exchange $\Psi \leftrightarrow \Psi^*$):

$$\hat{H} = \hat{H}_d + \frac{3}{2}\hat{a}_3^\dagger\hat{a}_3 + \delta(\hat{a}_1^\dagger\hat{a}_3 + \hat{a}_2^\dagger\hat{a}_3 + c.c.), \quad (4)$$

$$\begin{aligned} \hat{H}_d = \frac{15}{8} + \frac{3}{2}(\hat{a}_1^\dagger\hat{a}_1 + \hat{a}_2^\dagger\hat{a}_2) + \frac{1}{2}[(\hat{a}_1^\dagger\hat{a}_1)^2 + (\hat{a}_2^\dagger\hat{a}_2)^2] \\ + C(\hat{a}_1^\dagger\hat{a}_2 + c.c.). \end{aligned} \quad (5)$$

The boson number operator $\hat{B} = \hat{a}_1^\dagger\hat{a}_1 + \hat{a}_2^\dagger\hat{a}_2 + \hat{a}_3^\dagger\hat{a}_3$ commutes with the Hamiltonian, so we may diagonalize (4) in the basis of eigenfunctions of \hat{B} , $\{|n_1, n_2, n_3\rangle\}$, where n_1, n_2, n_3 respectively are the number of bosons at site 1, 2, and 3. There are $(b+1)(b+2)/2$ eigenstates in the subspace corresponding to a fixed value of the eigenvalue b of \hat{B} . Since the Hamiltonian is invariant under permutation between sites 1 and 2 we expanded the wave function in the basis of symmetric and antisymmetric eigenstates of \hat{B} , $\{|n_1, n_2, n_3\rangle_{S,A}\}$, where

$$|n_1, n_2, n_3\rangle_{S,A} = \frac{1}{\sqrt{2}}(|n_1, n_2, n_3\rangle \pm |n_2, n_1, n_3\rangle). \quad (6)$$

Then the initial state $|\Psi_0\rangle = |n_0, m_0, l_0\rangle$ writes as

$$\begin{aligned} |\Psi_0\rangle &= \frac{1}{\sqrt{2}}(|n_0, m_0, l_0\rangle_S + |n_0, m_0, l_0\rangle_A), \\ &\equiv \frac{1}{\sqrt{2}}(|\Psi_0\rangle_S + |\Psi_0\rangle_A), \end{aligned} \quad (7)$$

In this representation diagonalization of the Hamiltonian reduces to diagonalize two smaller matrices—symmetric and antisymmetric decompositions of \hat{H} —whose eigenvalues are $E_\mu^{(S,A)}$, with less computing cost than diagonalization of the full Hamiltonian. All computations were done using this representation.

We computed the time evolution of expectation values of the number of bosons at every site on the trimer $\langle n_i \rangle(t) = \langle \Psi_t | \hat{n}_i | \Psi_t \rangle$ and the survival probability $P_t = |\langle \Psi_0 | \Psi_t \rangle|^2$ (see appendix for explicit expressions), starting with various boson number distributions among site 1 and site 3 controlled by the number ν : $|\Psi_0\rangle = |b/2 + \nu, 0, b/2 - \nu\rangle$, with $b = 40$, $C = 2$, and $\delta = 1$. In computations we dropped the two first terms of the Hamiltonian, which are diagonal and just shift the spectrum.

Tunneling pairs and localization

In Fig.3 we show the time evolution of expectation values of the number of bosons in the trimer. When the initial excitation is mainly localized at the third site in the trimer there is a fast redistribution of bosons between the two sites in the non-linear dimer until the dimer sites are equally occupied (Fig.3-a). As we place more bosons on the dimer (site 1) the tunneling time of the excitation increases rapidly until the time of computation becomes too short to observe slow tunneling. On these timescales we thus observe localization of bosons on one site in the dimer (Fig.3-b and 3-c), in analogy to the classical case. The reason for this behavior is the appearance of *tunneling pairs* of symmetric and antisymmetric eigenstates with very close eigenenergies in comparison to the mean energy separation between eigenstates (Fig.5). These pairs strongly overlap with the initial state, as observable from the spectral intensity $I_\mu^0 = |\phi_\mu^0|^2$ in the inset of the Fig.4.

The results in Fig.4 show an enhancement of the survival probability with increasing boson number at site 1, which is consistent with the results discussed above. The dominant tunneling pairs in the spectral intensity (inset of Fig.4) give the main contribution to the time dependence of the survival probability [36].

Avoided crossings and degenerate eigenstates

Energy levels exhibit avoided crossings when we vary the parameter δ which regulates the strength of nonintegrability of the system [36], as shown in the Fig.5. Of particular interest is the outcome of the interaction of a single eigenstate and a tunneling pair. Since each eigenstate is either symmetric or antisymmetric, and a tunneling pair consists always of states with both symmetries, the interaction with a third eigenstate will in principle allow for an exact degeneracy of two states with different symmetries. We analyze three particular avoided crossings marked with dot-dashed lines by computing the energy separation between such a single state and a quantum breather tunneling pair. We identify three different situations.

The first one shows that the energy levels intersect once in some degeneracy point (Fig.6). At some value of the parameter δ the energy separation between one of the members of the tunneling pair and the single state vanishes. Tunneling is suppressed completely, and then an asymmetric linear combination of the degenerate eigenstates will constitute a non-decaying localized state. This situation has been well described by perturbation theory [40], where effects of other eigenstates have been neglected.

We computed the density $\rho(n_1, n_2) = |\langle n_1, n_2, n_3 | \phi \rangle|^2$ of the asymmetric eigenstate $|\phi\rangle = (|\phi_d^{(S)}\rangle + |\phi_d^{(A)}\rangle)/\sqrt{2}$, where $|\phi_d^{(S)}\rangle$ and $|\phi_d^{(A)}\rangle$ are the degenerate eigenstates.

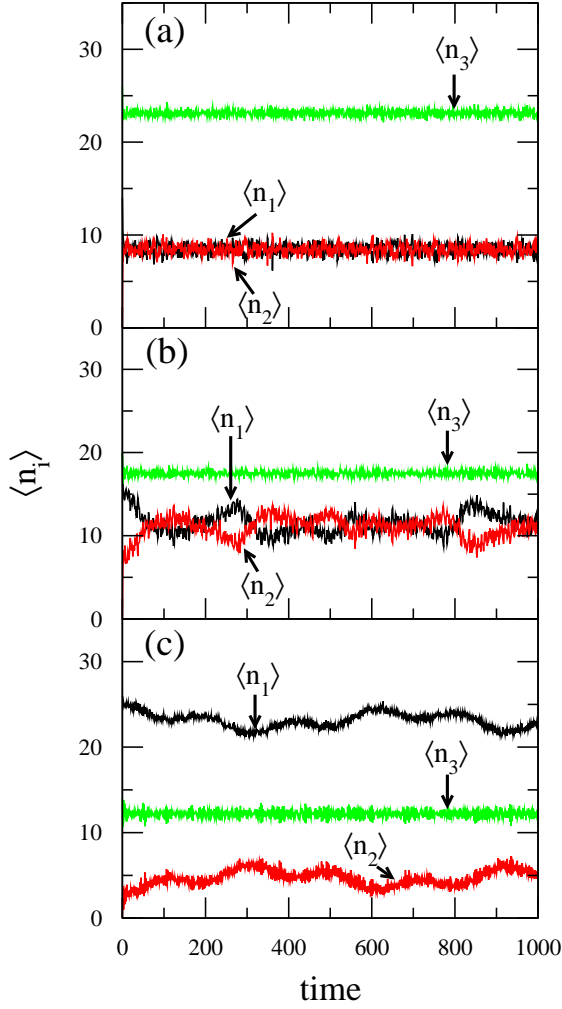


FIG. 3: Time evolution of expectation values of the number of bosons at each site of the trimer for different initial states $|\Psi_0\rangle = |20 + \nu, 0, 20 - \nu\rangle$: (a) $\nu = -6$, (b) $\nu = 0$, (c) $\nu = 6$.

The result is shown in the Fig.7 where we can see that there is a partial localization of the excitation.

The other two cases appear as a consequence of the influence of other states in the spectrum. In one case the energy levels do not intersect at all (Fig.8), due to the presence of another avoided crossing located nearby. The third case is shown in the Fig.9. Surprisingly we observe that the energy levels intersect twice. In Fig.10 we can see that the asymmetric quantum breather in the degeneracy point $\delta \simeq 1.462$ in Fig.9 is strongly localized and the tunneling is suppressed for all times.

In practice we do not expect to be able to prepare such an asymmetric state. Thus it is interesting to test whether initial states with some distribution of bosons at every site of the trimer ($|\Psi_0\rangle = |n_0, m_0, l_0\rangle$) can significantly overlap with the above described asymmetric eigenstates. This distribution is given by the maxima in the density for every asymmetric eigenstate (around $n_1 = 26$, and $n_2 = 2$). In figures 11 and 12 we show

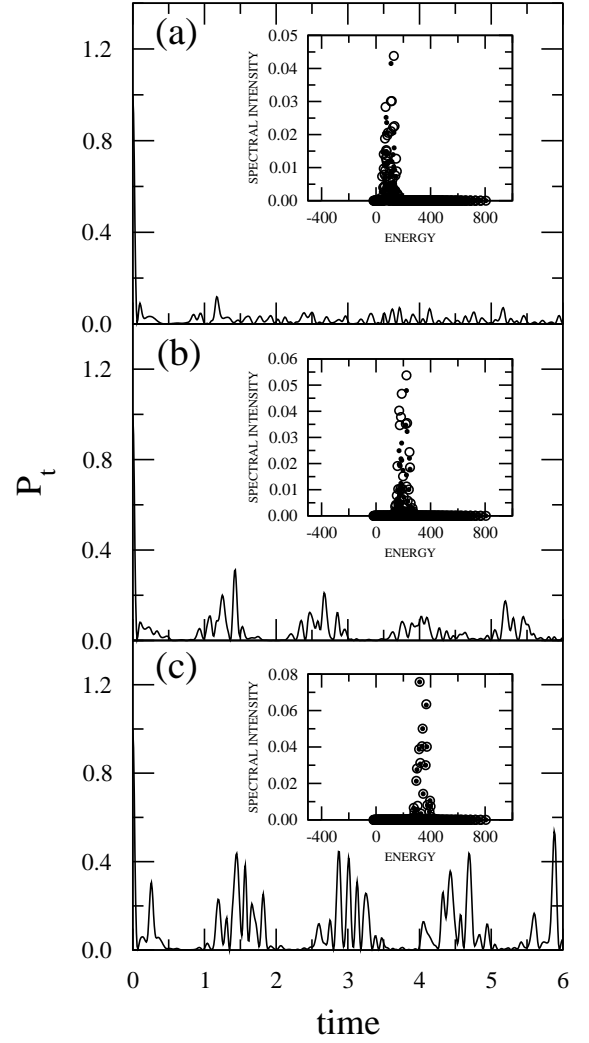


FIG. 4: Survival probability of the initial state $|\Psi_0\rangle = |20 + \nu, 0, 20 - \nu\rangle$. (a) $\nu = -6$, (b) $\nu = 0$, (c) $\nu = 6$. Inset: Spectral intensity of the initial state $|\Psi_0\rangle$.

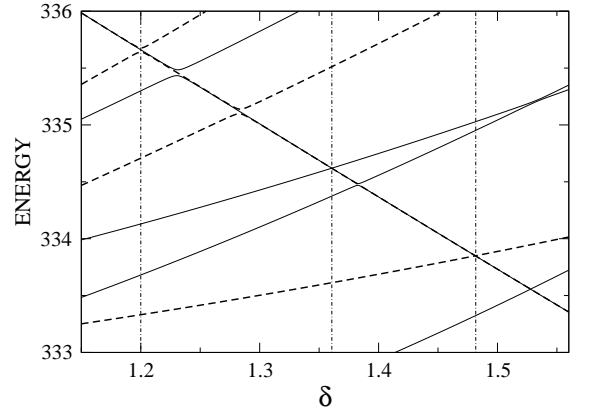


FIG. 5: An enlargement of the trimer spectrum showing three particular pair-single state interactions (marked by thin dot-dashed lines). Solid line—symmetric eigenstates; thick dotted lines—antisymmetric eigenstates.

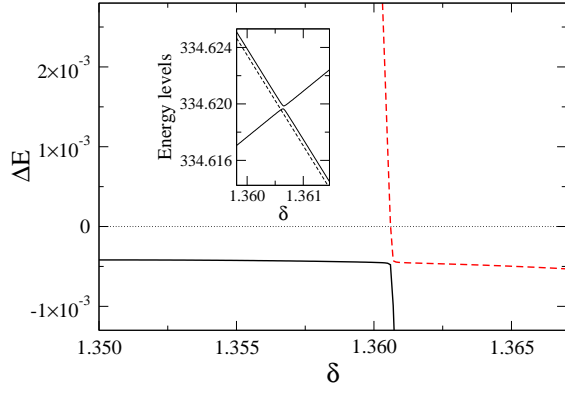


FIG. 6: Energy splitting $\Delta E = E_A - E_S$ between tunneling pairs around an avoided crossing (Fig.5) involving the anti-symmetric state A-268 and the symmetric states S-286 (solid line) and S-285 (dashed line). Inset: Variation of eigenvalues participating in the avoided crossing. Solid line—symmetric eigenstates, dashed line—antisymmetric eigenstate.

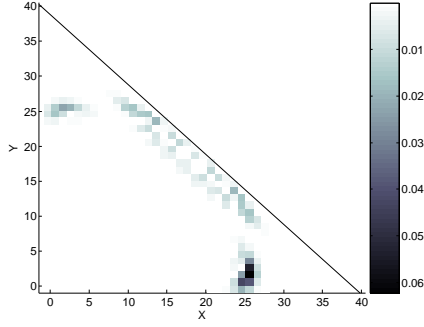


FIG. 7: Density of the asymmetric state $|\phi\rangle = (|\phi_{268}^{(S)}\rangle + |\phi_{268}^{(A)}\rangle)/\sqrt{2}$ as a function of the number of bosons at sites 1 and 2 at the degenerate point δ_d . Here X is the number of bosons at site 1; and Y is the number of bosons at site 2.

the time evolution of the expectation value of the number of bosons at every site on the trimer and the survival probability of such an initial excitation. A detailed observation of the spectral intensity of the initial state $|\Psi_0\rangle = |26, 2, 12\rangle$ (inset in the Fig.12) shows that this initial excitation overlaps strongly with the degenerate eigenstates corresponding to the strong localization shown in Fig.10. It implies that this excitation (Fig.11-b) will never distribute its quanta evenly over both sites of the dimer. For the case shown in Fig.11-a the initial excitation has a smaller overlap with the degenerate eigenstates which give the partial localization shown in Fig.7. Since the overlap is not zero the excitation will also stay localized in the sense that the crossing of curves corresponding to $\langle n_1 \rangle$ and $\langle n_2 \rangle$ as in Fig.3-a and 3-b will never occur.

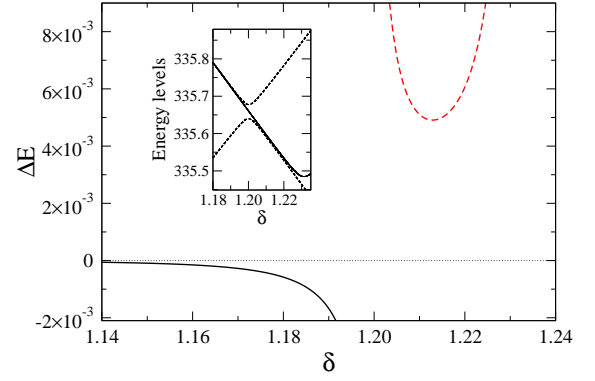


FIG. 8: Energy splitting $\Delta E = E_A - E_S$ between tunneling pairs around an avoided crossing (Fig.5) involving the symmetric state S-287 and the antisymmetric states A-270 (solid line) and A-269 (dashed line). Inset: Variation of eigenvalues participating in the avoided crossing. Solid line—symmetric eigenstates, dashed line—antisymmetric eigenstate.

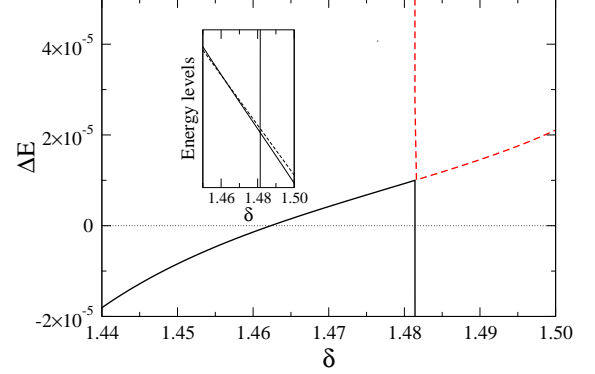


FIG. 9: Energy splitting $\Delta E = E_S - E_A$ between tunneling pairs around an avoided crossing (figure 5) involving the symmetric state S-284 and the antisymmetric states A-268 (solid line) and A-267 (dashed line). Inset: Sketch of the variation of eigenvalues participating in the avoided crossing. Solid line—antisymmetric eigenstates, dashed line—symmetric eigenstate. The curves for antisymmetric eigenstates were generated from the data $\Delta E(\delta)$ by using $E_A = E_S - \gamma \Delta E$, with $\gamma = 1000$, for better visualization of intersection between eigenvalues.

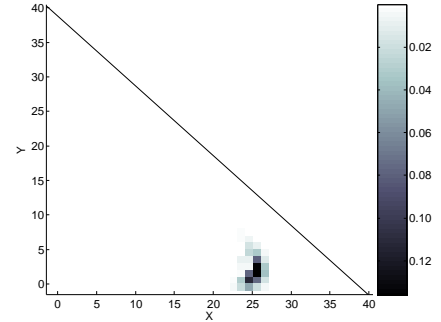


FIG. 10: Density of the asymmetric state $|\phi\rangle = (|\phi_{284}^{(S)}\rangle + |\phi_{268}^{(A)}\rangle)/\sqrt{2}$ as a function of the number of bosons at sites 1 and 2 at the degenerate point δ_d . Here X is the number of bosons at site 1; and Y is the number of bosons at site 2.

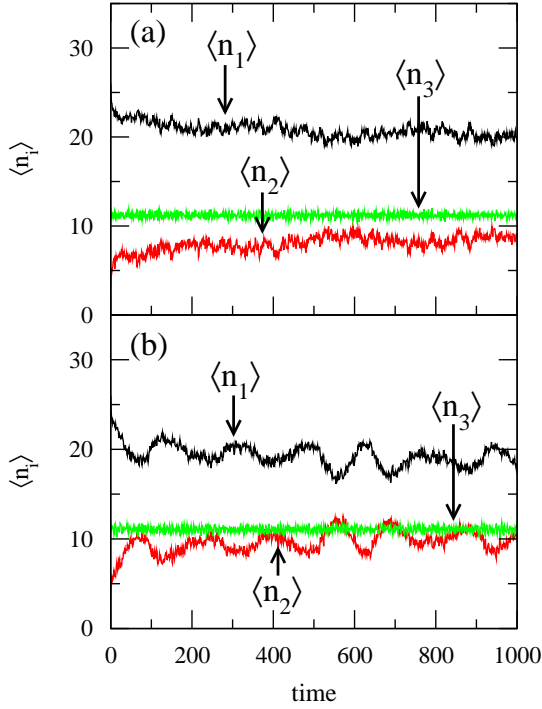


FIG. 11: Time evolution of expectation values of the number of bosons at every site on the trimer at the degeneracy points for the cases shown in (a) Fig.7, (b) Fig.10. The initial state is $|\Psi_0\rangle = |26, 2, 12\rangle$.

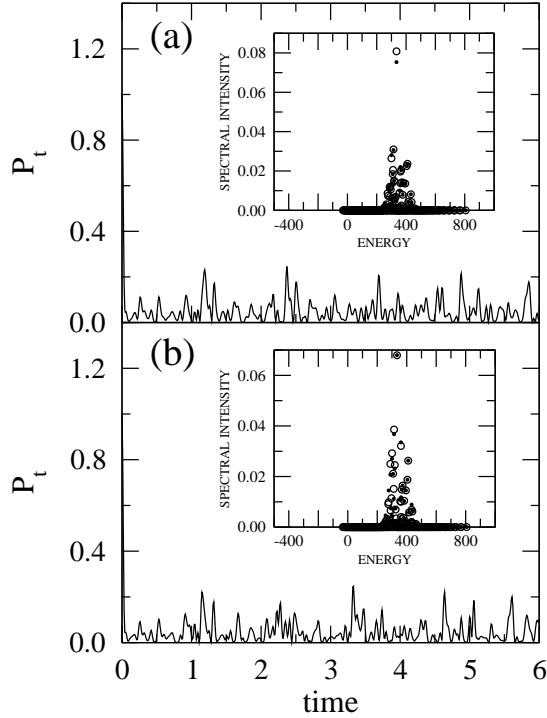


FIG. 12: Survival probability of the initial state $|\Psi_0\rangle = |26, 2, 12\rangle$ at the degeneracy points for the cases shown in (a) Fig.7, (b) Fig.10. Inset: Spectral intensity of the initial state $|\Psi_0\rangle$.

IV. CONCLUSIONS

In this work we observed how spectral properties of the Hamiltonian are reflected in the time evolution of different localized excitations by monitoring the spectrum, the time evolution of expectation values of the number of bosons at every site on the trimer and survival probabilities of different localized excitations.

The tunneling pair splitting determines the lifetime of localized excitations. The survival probability and the time evolution of the expectation values of the number of bosons are clear indicators for a localized excitation being close or far from a quantum breather tunneling pair, while the spectral intensity of localized excitations is typically broad and does not show the peculiarities of the tunneling dynamics. Probing the time evolution of initially localized excited states thus allows to conclude about the presence or absence of tunneling pair eigenstates.

Finally we report on the existence of degenerate levels in the spectrum due to the presence of both avoided crossings and tunneling pairs. In these degenerate points tunneling is suppressed for all times. Full or partial localization of bosons appears for all time scales for some specific states and some specific values of the parameters. This effect can be studied in experimental situations of Bose-Einstein condensates in few traps which weakly interact, as well as in systems of few coupled Josephson junctions which operate in the quantum regime. Tuning experimental control parameters will allow to lock localized excitations for specific values and both prevent the excitation from tunneling, as well as allowing for a fine tuning of the tunneling frequency from a small value down to zero in the vicinity of these specific control parameter values.

Acknowledgments

We thank G. Kalosakas, S. Keshavamurthy, M. Johansson, and L. Schulman for useful discussions.

APPENDIX: EXPECTATION VALUES AND SURVIVAL PROBABILITY

Expanding the wave function in the basis of symmetric and antisymmetric eigenstates of the Hamiltonian

$$|\Psi_t\rangle = \sum_{\mu} \phi_0^{\mu(S)} e^{-iE_{\mu}^{(S)}t} |\phi^{\mu(S)}\rangle + \sum_{\nu} \phi_0^{\nu(A)} e^{-iE_{\nu}^{(A)}t} |\phi^{\nu(A)}\rangle, \quad (\text{A.1})$$

where $\phi_0^{\mu(S,A)} = \langle \phi^{\mu(S,A)} | \Psi_0 \rangle_{S,A}$ and $\phi_{n_1, n_2, n_3}^{\mu(S,A)} = \langle \phi^{\mu} | n_1, n_2, n_3 \rangle_{S,A}$, the expectation value of the number

of bosons at site i writes as

$$\langle n_i \rangle(t) = \langle n_i^{(S)} \rangle(t) + \langle n_i^{(A)} \rangle(t) + \langle n_i^{(M)} \rangle(t), \quad (\text{A.2})$$

where

$$\begin{aligned} \langle n_1^{(S,A)} \rangle(t) &= \frac{1}{4} \sum_{\mu, \mu'} \phi_0^{\mu(S,A)} \bar{\phi}_0^{\mu'(S,A)} e^{i(E_\mu^{(S,A)} - E_{\mu'}^{(S,A)})t} \\ &\quad \times F_{\mu, \mu'}^{(S,A)}, \end{aligned} \quad (\text{A.3})$$

$$\langle n_2^{(S,A)} \rangle(t) = \langle n_1^{(S,A)} \rangle(t), \quad (\text{A.4})$$

$$F_{\mu, \mu'}^{(S,A)} = \sum_{\{n_i\}_{S,A}} \bar{\phi}_{n_1, n_2, n_3}^{\mu(S,A)} (n_1 + n_2) \phi_{n_1, n_2, n_3}^{\mu'(S,A)} \quad (\text{A.5})$$

$$\begin{aligned} \langle n_1^{(M)} \rangle(t) &= \Re \left\{ \frac{1}{2} \sum_{\mu, \nu} \phi_0^{\mu(S)} \bar{\phi}_0^{\nu(A)} e^{i(E_\mu^{(S)} - E_\nu^{(A)})t} \right. \\ &\quad \left. \times F_{\mu, \nu}^{(M)} \right\}, \end{aligned} \quad (\text{A.6})$$

$$\langle n_2^{(M)} \rangle(t) = -\langle n_1^{(M)} \rangle(t), \quad (\text{A.7})$$

$$F_{\mu, \nu}^{(M)} = \sum_{\{n_i\}_A} \bar{\phi}_{n_1, n_2, n_3}^{\mu(S)} (n_1 - n_2) \phi_{n_1, n_2, n_3}^{\nu(A)}, \quad (\text{A.8})$$

$$\begin{aligned} \langle n_3^{(S,A)} \rangle(t) &= \frac{1}{2} \sum_{\mu, \mu'} \phi_0^{\mu(S,A)} \bar{\phi}_0^{\mu'(S,A)} e^{i(E_\mu^{(S,A)} - E_{\mu'}^{(S,A)})t} \\ &\quad \times G_{\mu, \mu'}^{(S,A)}, \end{aligned} \quad (\text{A.9})$$

$$\begin{aligned} G_{\mu, \mu'}^{(S,A)} &= \sum_{\{n_i\}_{S,A}} \bar{\phi}_{n_1, n_2, n_3}^{\mu(S,A)} (n_1 + n_2) \\ &\quad \times \phi_{n_1, n_2, n_3}^{\mu'(S,A)}, \end{aligned} \quad (\text{A.10})$$

$$\langle n_3^{(M)} \rangle(t) = 0. \quad (\text{A.11})$$

In these equations $\phi_0^{\mu(S,A)} = \langle \phi^{\mu(S,A)} | \Psi_0 \rangle_{S,A}$, $\phi_{n_1, n_2, n_3}^{\mu(S,A)} = \langle \phi^\mu | n_1, n_2, n_3 \rangle_{S,A}$, and bars mean complex conjugation.

-
- [1] T. Uzer, Phys. Rep. **199**, 73 (1991); and references therein.
- [2] C. Jaff , P. Brumer, J. Chem. Phys. **73**, 5646 (1980).
- [3] S. Keshavamurthy, J. Chem. Phys. **122**, 114109 (2005).
- [4] G. D. Carney, L. L. Sprandel, C. W. Kern, Adv. Chem. Phys. **37**, 305 (1978); Z. Ba   , J. C. light, Annu. Rev. Phys. Chem. **40**, 469 (1989); and references therein.
- [5] J. M. Bownam (ed.), Comp. Phys. Comm. **51** (1988). Thematic issue on molecular vibrations.
- [6] M. Joyeux, S. Yu. Grebenshchikov, J. Bredenbeck, R. Schinke, S. C. Farantos, Adv. Chem. Phys. **130**, 267 (2005).
- [7] J. C. Eilbeck, P. S. Lomdahl and A. C. Scott, Physica D **16**, 318 (1985).
- [8] S. Flach, C.R. Willis, Phys. Rep. **295**, 181 (1998).
- [9] D. K. Campbell, S. Flach, Y. S. Kivshar, *Physics Today* p. 43, January 2004.
- [10] A. J. Sievers, J. B. Page, in *Dynamical Properties of Solids VII, Phonon Physics. The Cutting Edge*, edited by G. K. Horton and A. A. Maradudin (Elsevier, Amsterdam, 1995), p. 137.
- [11] S. Aubry, Physica D **103**, 201 (1997).
- [12] U. T. Schwarz, L. Q. English, A. J. Sievers, Phys. Rev. Lett. **83**, 223 (1999).
- [13] M. Sato, A. J. Sievers, Nature **432**, 486 (2004).
- [14] B. I. Swanson, J. A. Brozik, S. P. Love, G. F. Strouse, A. P. Shreve, A. R. Bishop, W.-Z. Wang, M. I. Salkola, Phys. Rev. Lett. **82**, 3288 (1999).
- [15] E. Trias, J. J. Mazo, T. P. Orlando, Phys. Rev. Lett. **84**, 741 (2000).
- [16] P. Binder, D. Abraimov, A. V. Ustinov, S. Flach, Y. Zolotaryuk, Phys. Rev. Lett. **84**, 745 (2000).
- [17] H. S. Eisenberg, Y. Silberberg, R. Morandotti, A. R. Boyd, J. S. Aitchison, Phys. Rev. Lett. **81**, 3383 (1998).
- [18] J. W. Fleischer, M. Segev, N. K. Efremidis, D. N. Christodoulides, Nature **422**, 147 (2003).
- [19] M. Sato, B. E. Hubbard, A. J. Sievers, B. Ilic, D. A. Czaplewski, H. G. Craighead, Phys. Rev. Lett. **90**, 044102 (2003).
- [20] A. Trombettoni, A. Smerzi, Phys. Rev. Lett. **86**, 2353 (2001).
- [21] E. A. Ostrovskaya, Y. S. Kivshar, Phys. Rev. Lett. **90**, 160407 (2003).
- [22] B. Eiermann, Th. Anker, M. Albiez, M. Taglieber, P. Treutlein, K.-P. Marzlin, M. K. Oberthaler, Phys. Rev. Lett. **92**, 230401 (2004).
- [23] A. Smerzi, S. Fantoni, S. Giovanazzi, S. R. Shenoy, Phys. Rev. Lett. **79**, 4950 (1997).
- [24] S. Raghavan, A. Smerzi, S. Fantoni, S. R. Shenoy, Phys. Rev. A **59**, 620 (1999).
- [25] M. Albiez, R. Gati, J. F  lling, S. Hunsmann, M. Cristiani, M. K. Oberthaler, Phys. Rev. Lett. **95**, 010402 (2005).
- [26] A. C. Scott, J. C. Eilbeck, Phys. Lett. A **119**, 30 (1986).
- [27] L. J. Bernstein, Physica D **68**, 174 (1993).
- [28] S. Aubry, S. Flach, K. Kladko, and E. Olbrich, Phys.

- Rev. Lett. **76**, 1607 (1996).
- [29] L. Bernstein, J. C. Eilbeck, and A. C. Scott, Nonlinearity **3**, 293 (1990).
 - [30] G. Kalosakas, A. R. Bishop, Phys. Rev. A **65**, 043616 (2002).
 - [31] G. Kalosakas, A. R. Bishop, V. M. Kenkre, J. Phys. B **36**, 3233 (2003).
 - [32] D. A. Garanin, J. Phys. A **24**, L61 (1991).
 - [33] D. A. Garanin, E. M. Chudnovsky, R. Schilling, Phys. Rev. B **61**, 12204 (2000).
 - [34] M. Davis, E. Heller, J. Chem. Phys. **75**, 246 (1981).
 - [35] E. Wright, J. C. Eilbeck, M. H. Hays, P. D. Miller, and A. C. Scott, Physica D **69**, 18 (1993).
 - [36] S. Flach and V. Fleurov, J. Phys.: Cond. Matt. **9**, 7039 (1997).
 - [37] S. De Filippis, M. Fusco Girard, and M. Salerno, Nonlinearity **2**, 477 (1989).
 - [38] A. Cheflès, J. Phys. A **29**, 4515 (1996).
 - [39] L. Cruzeiro-Hansson, H. Feddersen, R. Flesch, P. L. Christiansen, M. Salerno, and A. C. Scott, Phys. Rev. B **42**, 522 (1990).
 - [40] S. Flach, V. Fleurov, and A. A. Ovchinnikov, Phys. Rev. B **63**, 094304 (2001).