

# Nonlinear Optical Response of Spin Density Wave Insulators

S. A. Jafari<sup>1,2</sup>, T. Tohyama<sup>1</sup>, S. Maekawa<sup>1,3</sup>

<sup>1</sup> *Institute for Materials Research, Tohoku University, Sendai 980-8577, Japan*

<sup>2</sup> *Department of Physics, Isfahan University of Technology, Isfahan 84156, Iran*

<sup>3</sup> *CREST, Japan Science and Technology Agency, Kawaguchi 332-0012, Japan*

We calculate the third order nonlinear optical response in the Hubbard model within the spin density wave (SDW) mean field ansatz in which the gap is due to onsite Coulomb repulsion. We obtain closed-form analytical results in one dimension (1D) and two dimension (2D), which show that nonlinear optical response in SDW insulators in 2D is stronger than both 3D and 1D. We also compare the SDW results with a band insulator in which the gap is due to difference in site energies. The first order response of SDW in 1D and 2D is stronger compared to this model, but third order nonlinear optical response of this model is identical to that of SDW, offering another 2D example of large optical nonlinearity. We also calculate the two photon absorption arising from the stress tensor term. We show that in the SDW, the low-energy peak corresponding to two photon excitations becomes identically zero if we consider the gauge invariant current properly.

PACS numbers:

## I. INTRODUCTION

The realization of ultra fast networking through all-optical switching in modern optical technology requires advanced optical materials with large third-order nonlinear optical susceptibility  $\chi^{(3)}$  (Ref. 1). Quasi one dimensional (1D)  $\pi$ -conjugated polymers offer  $\chi^{(3)}$  values of  $10^{-12}$  to  $10^{-7}$  e.s.u. (electronic system of units). The quasi 1D Mott insulators such as  $\text{Sr}_2\text{CuO}_3$ , offer  $\chi^{(3)}$  values in the range  $10^{-8}$  to  $10^{-5}$  e.s.u.<sup>2,3</sup>.

The canonical model for strongly correlated materials is the standard Hubbard model. In the spin density wave (SDW) mean field approximation, this Hamiltonian reduces to a simple quadratic form that can be diagonalized exactly. Such a SDW Hamiltonian is indeed relevant to quasi 1D  $\pi$ -conjugated organic materials. The SDW approximation assumes long range order. On the other hand, since such a model is essentially non-interacting, there are no vertex corrections in the current loops and the calculation of  $\chi^{(3)}$  is greatly simplified. This simplification allows us to calculate various nonlinear optical processes, including those due to the stress tensor.

The general framework for calculation of  $\chi^{(3)}$  and any other fully retarded expectation values of commutators is the Keldysh Green's function<sup>6</sup> or closed time path Green's function<sup>7</sup> approach. The Keldysh formulation is appropriate for dealing with systems which under the action of an external field deviate arbitrarily from the state of thermodynamic equilibrium. However, in the case of nonlinear optical response experiments, we are not dealing with a genuine non-equilibrium situation. Therefore the Keldysh indices will act merely as a book keeping tool, and one can calculate the relevant expectation values using equilibrium quantum field theory techniques as well, provided one performs appropriate analytic continuation at the end. For the fully retarded component of the Keldysh Green's function, (nested commutators) this analytical continuation turns out to be very simple. Since this simple procedure has not been emphasized in the

literature, in appendix A we derive the appropriate analytic continuation prescription for calculating the nonlinear optical response using equilibrium Green's function method.

We use this method to calculate the nonlinear optical response of a SDW insulator (in which the gap is driven by Coulomb repulsion) in one, two and three dimensions and compare it with that of a model of band insulator in which the gap is due to difference in site energies. This comparison shows the special role played by coherence factors of SDW system that take partial care of Coulomb correlation in a mean field sense. For both models in 1D and 2D we obtain closed form expressions for DOS, first and third order optical responses, and responses arising from stress tensor. In 3D we perform the same calculations numerically to show that the 2D SDW insulators offer larger optical nonlinearity than 1D and 3D spin density wave systems.

In 1D, strong correlations leads to spin-charge separation, and such a spin-charge separation in turn enhances the optical nonlinearity<sup>10,11</sup>, while in 2D a totally different type of correlation, namely a SDW order leads to large third order optical response.

This paper is organized as follows: In section II we review the SDW mean field treatment of the Hubbard model, and introduce a quadratic model for a band insulator which despite identical spectrum has different coherence factors from the SDW state. In section III we discuss the choice of gauge and method of calculation. In section IV, we calculate the current-current correlation functions (first order response) for both models in 1D, 2D and 3D, where we obtain closed form expressions in 1D and 2D. In section V we discuss the four-current contribution to the third harmonic generation (THG) spectrum of both models in 1D, 2D and 3D. In section VI we consider the effects of stress tensor terms that come through quadratic couplings of gauge field to the electron system and also through the dependence of gauge invariant current to the stress tensor. In the SDW system we find that

in any dimensions the effect of gauge invariant current is to make the peak at  $E_g/2$  (where  $E_g$  is the energy gap) entirely disappear. Therefore the peak at  $E_g/2$  in two photon absorption spectrum of SDW systems is entirely due to four-current correlations, independent of dimension. Finally in section VII, we summarize the results.

## II. MODEL

### A. SDW Hamiltonian

The SWD Hamiltonian is obtained from the Hubbard Hamiltonian in the mean field approximation, where the gap is driven by Coulomb repulsion. The Hubbard Hamiltonian is written as:

$$H = \sum_{ks} \epsilon_k c_{ks}^\dagger c_{ks} + U \sum_j (n_{j\uparrow} - n/2)(n_{j\downarrow} - n/2), \quad (1)$$

where  $c_{ks}^\dagger$  creates an electron with momentum  $k$  and spin  $s = \uparrow, \downarrow$ . The dimension of the lattice can be arbitrary, but in this derivation let us focus on 1D case. We are interested in half-filled case ( $n = 1$ ). Hereafter we will fix the scale of energy by setting  $2t_0 = 1$ , where  $t_0$  is the hopping amplitude. In this paper we also use the system of units in which  $\hbar = c = e = a = 1$ , where  $a$  is the lattice constant. The hopping part of this Hamiltonian is characterized by the dispersion  $\epsilon_k = -\cos k$ . The SDW mean field approximation amounts to requiring

$$\langle n_{js} \rangle = \frac{n}{2} + sm e^{iQj}, \quad (2)$$

where  $n$  is the average particle density, and  $s = \pm$  for  $\uparrow$  and  $\downarrow$ , respectively, and  $Q = \pi$ . Ignoring fluctuations, and dropping additive constant of energy, we obtain the quadratic SDW Hamiltonian<sup>9</sup>

$$H^{\text{SDW}} = H_0 - Um \sum_j e^{iQj} (n_{j\uparrow} - n_{j\downarrow}), \quad (3)$$

where  $H_0$  is the tight-binding band part. This can be written in a more compact form as

$$H^{\text{SDW}} = \sum_k \sum_s \chi_{ks}^\dagger \mathcal{H}_{ks} \chi_{ks}, \quad (4)$$

where  $\chi_{ks}^\dagger = (c_{ks}^\dagger, c_{k+Qs}^\dagger) = (c_{ks}^{\dagger c}, c_{ks}^{\dagger v})$  and

$$\mathcal{H}_{k\sigma} = \left( \frac{\epsilon_k + \epsilon_{k+Q}}{2} \right) + \frac{\epsilon_k - \epsilon_{k+Q}}{2} \sigma^z - Um \sigma \sigma^x.$$

Here  $k$  runs over the half BZ and  $\sigma$ 's are Pauli spin matrices. If the perfect nesting property  $\epsilon_{k+Q} = -\epsilon_k$  holds, we have a much simpler Hamiltonian

$$\mathcal{H}_{ks}^{\text{SDW}} = \epsilon_k \sigma^z - s \Delta \sigma^x, \quad (5)$$

where the  $k$ -independent gap parameter  $\Delta = Um$  is determined by  $U$ .

The unitary transformation  $\psi_{ks} = U^\dagger \chi_{ks}$ , such that  $U \mathcal{H}_k U^\dagger$  is diagonal, is given by

$$U^\dagger = \begin{pmatrix} u_k & v_k \\ -v_k^* & u_k^* \end{pmatrix}, \quad |u_k|^2 + |v_k|^2 = 1, \quad (6)$$

with

$$\begin{aligned} u_k &= \frac{is}{\sqrt{2}} \sqrt{1 + \frac{\epsilon_k}{\varepsilon_k}}, \\ v_k &= \frac{-i}{\sqrt{2}} \sqrt{1 - \frac{\epsilon_k}{\varepsilon_k}}, \\ \varepsilon_k &= \sqrt{\Delta^2 + \epsilon_k^2}. \end{aligned} \quad (7)$$

We also need to note the relations:

$$\begin{aligned} v_k^2 - u_k^2 &= |u_k|^2 - |v_k|^2 = \frac{\epsilon_k}{\varepsilon_k}, \\ -v_k^* u_k - u_k^* v_k &= 2u_k v_k = \frac{s\Delta}{\varepsilon_k}, \end{aligned} \quad (8)$$

giving

$$\begin{aligned} U^\dagger \sigma^x U &= -\frac{s\Delta}{\varepsilon_k} \sigma^z - \frac{\epsilon_k}{\varepsilon_k} \sigma^x, \\ U^\dagger \sigma^z U &= +\frac{\epsilon_k}{\varepsilon_k} \sigma^z - \frac{s\Delta}{\varepsilon_k} \sigma^x, \end{aligned} \quad (9)$$

that imply:

$$H^{\text{SDW}} = \sum_{ks} \psi_{ks}^\dagger \varepsilon_k \sigma^z \psi_{ks}. \quad (10)$$

### B. A model insulator

To investigate the role played by special coherence factors  $u_k$  and  $v_k$  of the SDW state, we introduce a model of a band insulator which is an alternative  $ABAB$  arrangement of atoms with different site energies  $\epsilon_A = \Delta$  and  $\epsilon_B = -\Delta$

$$\begin{aligned} H^{\text{band}} &= -t_0 \sum_\ell \left( a_\ell^\dagger b_{\ell\pm 1} + b_{\ell\pm 1}^\dagger a_\ell \right) \\ &\quad + \sum_\ell \epsilon_A a_\ell^\dagger a_\ell + \sum_\ell \epsilon_B b_\ell^\dagger b_\ell. \end{aligned} \quad (11)$$

The equation of motion for creation operators is given by

$$i\hbar \frac{\partial}{\partial t} a_j^\dagger = [a_j^\dagger, H^{\text{band}}] = t_0 b_{j+1}^\dagger + t_0 b_{j-1}^\dagger - \epsilon_A a_j^\dagger. \quad (12)$$

This equation, after using the Fourier transform:

$$a_k^\dagger = \frac{1}{\sqrt{N}} \sum_j e^{ikj} a_j^\dagger, \quad b_k^\dagger = \frac{1}{\sqrt{N}} \sum_j e^{ikj} b_j^\dagger,$$

becomes

$$\begin{aligned} i\hbar \frac{\partial}{\partial t} a_k^\dagger &= -\epsilon_A a_k^\dagger - \epsilon_k b_k^\dagger \\ i\hbar \frac{\partial}{\partial t} b_k^\dagger &= -\epsilon_B b_k^\dagger - \epsilon_k a_k^\dagger \end{aligned} \quad (13)$$

where (setting  $2t_0 = 1$ ) we have  $\epsilon_k = -\cos k$  and the second equation is obtained from the first one by exchanging  $a \leftrightarrow b$ . Introducing the spinor notation  $\chi_k^\dagger \equiv (a_k^\dagger, b_k^\dagger)$ , and setting  $\epsilon_A = -\epsilon_B \equiv \Delta$ , we have:

$$-i\hbar \frac{\partial}{\partial t} \chi_k^\dagger = (\Delta \sigma^z + \epsilon_k \sigma^x) \chi_k^\dagger. \quad (14)$$

The unitary transformation that diagonalizes the Hamiltonian  $H_k^{\text{band}} = \Delta \sigma^z + \epsilon_k \sigma^x$  is given by  $\psi_k = U^\dagger \chi_k$ , where

$$U^\dagger = \begin{pmatrix} u_k & v_k \\ -v_k^* & u_k^* \end{pmatrix} \leftrightarrow U = \begin{pmatrix} u_k^* & -v_k \\ v_k^* & u_k \end{pmatrix}, \quad (15)$$

supplemented with  $|u_k|^2 + |v_k|^2 = 1$  to ensure that the transformation is unitary. A simple algebra gives

$$\begin{aligned} U^\dagger \sigma^x U &= \begin{pmatrix} uv^* + vu^* & u^2 - v^2 \\ u^{*2} - v^{*2} & -uv^* - vu^* \end{pmatrix}, \\ U^\dagger \sigma^z U &= \begin{pmatrix} |u|^2 - |v|^2 & -2uv \\ -2u^*v^* & -|u|^2 + |v|^2 \end{pmatrix}. \end{aligned} \quad (16)$$

Demanding the off-diagonal matrix elements of  $H_k$ , after the unitary transformation, to be zero, we have

$$\epsilon_k (u_k^2 - v_k^2) = 2\Delta u_k v_k. \quad (17)$$

This equation and unitarity condition are satisfied by

$$\begin{aligned} u_k &= \frac{1}{\sqrt{2}} \sqrt{1 + \frac{\Delta}{\epsilon_k}}, \\ v_k &= \frac{1}{\sqrt{2}} \sqrt{1 - \frac{\Delta}{\epsilon_k}}, \end{aligned} \quad (18)$$

where again  $\epsilon_k = \sqrt{\epsilon_k^2 + \Delta^2}$ . This implies

$$u_k^2 - v_k^2 = \frac{\Delta}{\epsilon_k}, \quad 2u_k v_k = \frac{\epsilon_k}{\epsilon_k}. \quad (19)$$

Then we have

$$\begin{aligned} U^\dagger \sigma^x U &= \frac{\epsilon_k}{\epsilon_k} \sigma^z + \frac{\Delta}{\epsilon_k} \sigma^x, \\ U^\dagger \sigma^z U &= \frac{\Delta}{\epsilon_k} \sigma^z - \frac{\epsilon_k}{\epsilon_k} \sigma^x. \end{aligned} \quad (20)$$

The above equations diagonalize the band Hamiltonian:

$$H_k^{\text{band}} = \epsilon_k \sigma^z, \quad (21)$$

where energies  $\pm \epsilon_k$  corresponding to conduction (+) and valence (−) bands are identical to SDW spectrum. The DOS for both models are identical. In 1D it is given by (Appendix B)

$$\rho(\omega) = \frac{|\omega|}{\sqrt{\omega^2 - \Delta^2}} \frac{1}{\sqrt{w_1^2 - \omega^2}}, \quad (22)$$

where  $w_1 = \sqrt{1 + \Delta^2}$ . However, the difference lies in the coherence factors of the SDW and band insulator and resulting transformation rules in equations (9) and (20). We see that already at the level of coherence factors this model differs from the SDW model in  $\Delta \leftrightarrow \epsilon_k$  replacement. We will see that this difference has non-trivial consequences.

We note that both models suppress the double occupancy in identically the same form. To understand this we note that the pair distribution  $g_{\uparrow\downarrow}(\mathbf{r}) - 1$  is the Fourier transform of  $S(\mathbf{q}) - 1$ . On the other hand, since both SDW and the band model are quadratic and have identical spectrum,  $S(\mathbf{q})$  is identical in both cases which given by

$$S(\mathbf{q}) = \int d\omega \sum_k \frac{f_{\mathbf{k}+\mathbf{q}} - f_{\mathbf{k}}}{\epsilon_{\mathbf{k}+\mathbf{q}} - \epsilon_{\mathbf{k}} + \omega + i\eta}$$

Therefore, the band model suppresses the double occupancy  $n_{i\uparrow} n_{i\downarrow}$ , in exactly the same way as SDW state does<sup>15</sup>, but the origin of the suppression of double occupancy in SDW is due to large Coulomb repulsion, while in the case of the band model it is due to large site energy difference,  $\Delta = (\epsilon_A - \epsilon_B)/2$ .

### III. CHOICE OF GAUGE

The coupling of electromagnetic field to matter can be described in two gauges. One is a gauge in which vector potential is zero, but the scalar potential is non-zero and given by  $A_0 = -\mathbf{E} \cdot \mathbf{r}$ . In this gauge, the electric field of radiation couples to the dipole moment of electrons, and hence one needs the matrix elements of the position operator  $\mathbf{r}$  to calculate the response of matter to electromagnetic perturbation. Working in this gauge is suitable for molecules and small clusters. Because of the  $\mathbf{r}$  operator, the calculations in this gauge are sensitive to boundary conditions. Moreover, for periodic boundary conditions, one has problem in choosing the origin of the  $\mathbf{r}$  coordinate. Therefore this gauge is ill-defined in thermodynamic limit, and sensitive to boundary conditions<sup>5</sup>.

On the other hand, we have an alternative choice of working in a gauge in which scalar potential is zero, while the vector potential  $\mathbf{A}$  is non zero, and at first order couples to the current operator as  $j \cdot \mathbf{A}$ . In second order the gauge field couples to the stress tensor operator as  $\mathbf{A} \cdot \nabla \cdot \mathbf{A}$ , etc. Working in this gauge is actually equivalent to Peierls substitution, and hence we call it the Peierls gauge.

Without taking into account the effect of nonlinear couplings, and nonlinear dependence of the gauge-invariant current on the vector potential, the response function at  $n$ 'th order is given by:

$$\chi^{(n)}(\Omega; \omega_1, \dots, \omega_n) = -\delta_{n1} \frac{ne^2}{\epsilon_0 m \omega_1^2} \hat{I} + \frac{\chi_{jj}^{(n)}(\Omega; \omega_1, \dots, \omega_n)}{\epsilon_0 i \Omega \omega_1 \dots \omega_n}, \quad (23)$$

where  $n$ -current correlation function is given by

$$\chi_{jj}^{(n)}(\Omega; \omega_1, \dots, \omega_n) = \frac{1}{n!} \left( \frac{i}{\hbar} \right)^n \frac{1}{V} \int dr_1 \dots dr_n \int dt_1 \dots dt_n \int dr dt e^{i\Omega t - ik \cdot r} \langle T_c j(r, t) j(r_1, t_1) \dots j(r_n, t_n) \rangle. \quad (24)$$

Here  $T_c$  is the time-ordering operator along the Keldysh path<sup>8</sup> and  $j(r, t)$  is particle current operator.

In general a  $m$ -point Keldysh Green's function has a tensor structure due to two time branches. A unitary transformation to the "physical" representation will give  $G_{\alpha\beta\gamma\dots}$  where

$$\alpha, \beta, \gamma \in \{a, r\}$$

Here  $a$  stands for "advanced", while  $r$  means "retarded". The optical experiments measure the fully retarded components which are given by nested commutators. On the other hand, the sum of nested commutators is generated by  $G_{arr\dots}$ , etc., where only one of the indices is equal to  $a$  and the rest are equal to  $r$  index<sup>7</sup>. As will be shown in appendix A, due to the effect of commutators and being fully retarded (appropriate  $\theta$  functions), this component of Keldysh Green's function is very special, in the sense that we do not really need to get into Keldysh machinery in order to calculate the nonlinear optical response. As is shown in appendix A, the fully retarded  $G_{arr\dots r}$  component can always be calculated within the framework of equilibrium quantum field theory. We first calculate the time ordered expectation values and then analytically continue the result to ensure the correct behavior for the poles. If we need other components of Keldysh Green's functions (the fluctuation functions) that involve anti-commutators as well, and are related to noise spectroscopy, Keldysh formulation is inevitable.

Therefore, in the case of optical response, we can forget the two time branches, and denote the response function at say, third order by  $\langle jjj \rangle$ , keeping in mind that this is an ordinary *time ordered* expectation value and should be analytically continued according to prescription of appendix A.

Another important point is that the four-current scheme for calculation of the optical response is reliable far from zero frequency. Therefore, we do not have to worry about the so called zero frequency divergence (ZFD) in our calculations<sup>4</sup>. To remove the unphysical ZFD one has to calculate a few more correlation functions, but as far as the behavior near resonance region is concerned, the  $\langle jjj \rangle$  is sufficient. To appreciate this point, let us look at the first order response in two gauges:

$$\chi_{\mu\mu}(\omega; \omega_1) = \int_0^\beta d\tau e^{i\omega\tau} \int_0^\beta d\tau_1 e^{i\omega_1\tau_1} \langle \mu(\tau) \mu(\tau_1) \rangle \quad (25)$$

$$\chi_{jj}(\omega; \omega_1) = \int_0^\beta d\tau e^{i\omega\tau} \int_0^\beta d\tau_1 e^{i\omega_1\tau_1} \langle j(\tau) j(\tau_1) \rangle \quad (26)$$

where a factor of  $2\pi\delta(\omega + \omega_\sigma)$ , with  $\omega_\sigma = \omega_1$  does also multiply the right hand side. We integrate by parts with

respect to both time variables  $\tau$  and  $\tau_1$  to obtain:

$$\begin{aligned} \chi_{\mu\mu}(\omega; \omega_1) &= \int_0^\beta d\tau e^{i\omega\tau} \int_0^\beta d\tau_1 \langle \mu(\tau) \mu(\tau_1) \rangle d \left( \frac{e^{i\omega_1\tau_1}}{i\omega_1} \right) \\ &= \frac{1}{i\omega_1} \int_0^\beta d\tau e^{i\omega\tau} [\langle \mu(\tau) \mu(\beta) \rangle - \langle \mu(\tau) \mu(0) \rangle] \\ &\quad - \frac{1}{i\omega_1} \frac{1}{i\omega} \int_0^\beta d\tau_1 e^{i\omega_1\tau_1} [\langle \mu(\beta) j(\tau_1) \rangle - \langle \mu(0) j(\tau_1) \rangle] \\ &\quad + \frac{1}{i\omega_1} \frac{1}{i\omega} \chi_{jj}(\omega; \omega_1) \end{aligned} \quad (27)$$

where we have used the fact that both  $\omega_1$  and  $\omega$  are bosonic Matsubara frequency,  $e^{i\omega_1\beta} = 1$ . Hence we see that the relation  $\chi_{\mu\mu}(\omega; \omega_1) = \frac{1}{i\omega_1} \frac{1}{i\omega} \chi_{jj}(\omega; \omega_1)$ , often used to relate the response in two gauges *is not quite correct*. Inclusion of the boundary terms (first two lines of the above equation) compensates the frequency denominators appearing in  $\langle jj \rangle$  scheme. Similar consideration applies to higher order correlations such as  $\langle jjj \rangle$ .

If we keep nonlinear couplings of gauge field to electrons that comes through the stress tensor operator  $\tau$ , and also dependence of gauge invariant current to powers of gauge field  $A$ , we will end up with expressions of the type  $\langle j\tau \rangle$  that again appear in fully retarded combination of nested commutators. The simplicity of SDW and our band model allows us to consider these terms as well.

#### IV. CURRENT-CURRENT CORRELATIONS

The particle current operator is given by

$$j = it_0 \sum_\ell \left( c_{\ell+1}^\dagger c_\ell - c_\ell^\dagger c_{\ell+1} \right) \quad (28)$$

The momentum space representation of this operator for the band and SWD insulators is given by:

$$j = \sum_{ks} \chi_{ks}^\dagger \gamma_k \sigma^z \chi_{ks}, \quad \gamma_k = 2t_0 \sin k \quad (29)$$

that in the band insulator after Bogoliubov transformation, becomes

$$j^{\text{band}} = \sum_{ks} \psi_{ks}^\dagger \left( \frac{\gamma_k \Delta}{\varepsilon_k} \sigma^z - \frac{\gamma_k \varepsilon_k}{\varepsilon_k} \sigma^x \right) \psi_{ks}, \quad (30)$$

while in the SDW insulator it is given by:

$$j^{\text{SDW}} = \sum_{ks} \psi_{ks}^\dagger \left( \frac{\gamma_k \varepsilon_k}{\varepsilon_k} \sigma^z - \frac{\gamma_k \Delta}{\varepsilon_k} \sigma^x \right) \psi_{ks} \quad (31)$$

Therefore as far as the effect of coherence factors on current operator is concerned, the band insulator and SDW insulators have the roles of  $\Delta$  and  $\epsilon_k$  interchanged.

Note that the coefficient of  $\sigma^z$  in the above expression describes *intra*-band transitions, while the coefficient of  $\sigma^x$  causes *inter*-band transitions. First we calculate the

linear optical response in this formulation and then at third order we calculate the third harmonic generation spectrum determined by  $\omega_1 = \omega_2 = \omega_3 = \nu$ , where  $\nu$  is the frequency of the incident light.

Let us begin with  $\langle JJ \rangle$  for the SDW insulator. It can be written as:

$$\langle JJ \rangle = \sum_{k, i\omega_n} Tr \frac{1}{[(i\omega_n)^2 - \epsilon_k^2][(i\omega_n + i\nu)^2 - \epsilon_k^2]} \times [g\sigma^z + h\sigma^x][i\omega_n + \epsilon_k\sigma^z][g\sigma^z + h\sigma^x][(i\omega_n + i\nu) + \epsilon_k\sigma^z], \quad (32)$$

where in the SDW insulator, we have

$$g\epsilon_k = \sin k \cos k, \quad h\epsilon_k = s\Delta \sin k, \quad (33)$$

while for band insulator the roles of the above  $g$  and  $h$  are interchanged. A few comments are in order: The trace operator arises from closing the current loop, and enormously simplifies the calculations. This trace is taken with respect to the indices of Pauli matrix. But since Pauli matrices along with unit matrix have a closed algebra, and that only the unit operator survives the trace, the sums of 16 terms in the case of first order response, and of 256 terms in the case of third order response are considerably simplified.

We need one more physical considerations to further simplify the calculations. At half filled situation of interest to us, the intra-band terms at zero temperature do not contribute to optical absorption. In calculating general expectation value of say  $\langle ABCD \rangle$ , where  $A, B, C, D$  can be any operators contributing to the coupling of light with matter, we are interested in dominant processes in which terms containing  $g$  (intra-band matrix element) in the rightmost and leftmost operators  $A$  and  $D$  do not contribute. Similarly in  $B$  and  $C$  operators the  $h$  term should be dropped.

#### A. One dimensional case

After such a considerable simplification, the summation over the fermionic loop Matsubara frequency can be performed using the standard trick from the calculus of residues. Straightforward algebra leaves us with a summation over  $k \in BZ$  of the following form

$$\text{SDW} : \langle JJ \rangle = \sum_k \frac{\Delta^2 \sin^2 k}{\epsilon_k^2 (2\epsilon_k - \nu - i0)}, \quad (34)$$

in the SDW insulator. However in the band insulator, the situation is different. Interchanging the roles of  $\Delta$  and  $\epsilon_k$ , and repeating the same calculations leads to

$$\text{band} : \langle JJ \rangle = \sum_k \frac{\cos^2 k \sin^2 k}{\epsilon_k^2 (2\epsilon_k - \nu - i0)}. \quad (35)$$

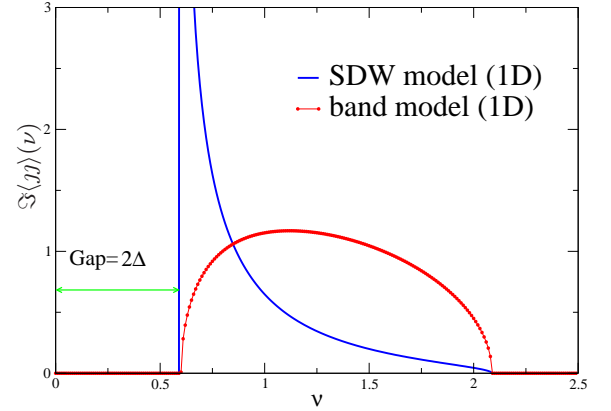


FIG. 1: Imaginary parts of  $\langle JJ \rangle$  in SDW and band models in 1D. We have assumed  $\Delta = 0.3$  and unit of energy is set by  $2t_0 = 1$ .

We already see that in both cases,  $\sin k$  matrix element suppresses transitions at  $\Gamma$  point corresponding to the upper edge of the absorption band. For our band model,  $\cos k$  also suppresses transitions at the zone boundary corresponding to lower edge. This can be seen explicitly if we calculate the imaginary parts by replacing

$$\begin{aligned} \sum_k &\rightarrow \int d\epsilon \rho(\epsilon), \\ \sin^2 k &\rightarrow w_1^2 - \epsilon^2, \\ \cos^2 k &\rightarrow \epsilon^2 - \Delta^2, \end{aligned} \quad (36)$$

so that

$$\begin{aligned} \Im \langle JJ \rangle^{\text{SDW}} &= \pi \Delta^2 \int \frac{(w_1^2 - \epsilon^2) \delta(\nu - 2\epsilon)}{|\epsilon| \sqrt{w_1^2 - \epsilon^2} \sqrt{\epsilon^2 - \Delta^2}} d\epsilon \\ &= \frac{\pi \Delta^2}{|\nu|} \frac{\sqrt{4w_1^2 - \nu^2}}{\sqrt{\nu^2 - 4\Delta^2}}, \end{aligned} \quad (37)$$

and

$$\begin{aligned} \Im \langle JJ \rangle^{\text{band}} &= \pi \int \frac{(w_1^2 - \epsilon^2)(\epsilon^2 - \Delta^2) \delta(\nu - 2\epsilon)}{|\epsilon| \sqrt{w_1^2 - \epsilon^2} \sqrt{\epsilon^2 - \Delta^2}} d\epsilon \\ &= \frac{\pi}{4|\nu|} \sqrt{4w_1^2 - \nu^2} \sqrt{\nu^2 - 4\Delta^2}. \end{aligned} \quad (38)$$



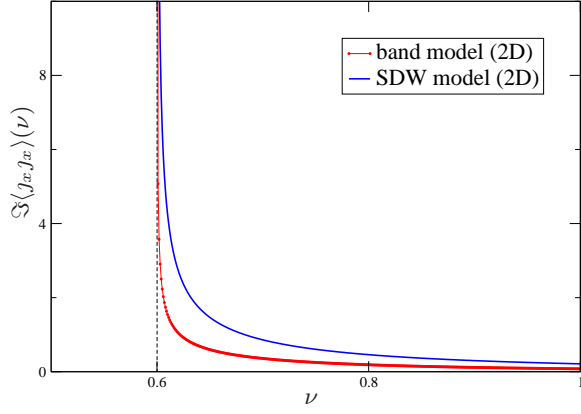


FIG. 2: Magnitude of the imaginary part of  $\langle j_x j_x \rangle$  in the SDW and band models in 2D. We have assumed  $\Delta = 0.3$  and unit of energy is set by  $2t_0 = 1$ . The nature of singularity in the band model is inverse square root, while in the SDW model it is enhanced further by a logarithmic factor.

The real parts corresponding to the above expressions can be expressed in terms of elliptic integrals of various kind. In figure 1 we have plotted imaginary parts of current-current correlation function in SDW and the model band insulators in 1D. Note the totally different behavior is due to matrix element effects which ultimately come from coherence factors. The real part of optical conductivity will have more or less the same shape (apart from division by frequency). The dome shaped curve for the optical absorption, a feature of Mott insulators<sup>10</sup> in the large  $U$  limit, can be exhibited by a simple quadratic model of a band insulator with appropriate matrix elements as well.

## B. Two dimensional case

For two dimensional calculation, we replace  $k$  in equations (34) and (35) with  $k_x$  and perform a two dimensional integral over  $k_x$  and  $k_y$ . This two dimensional integral can be most conveniently evaluated in a tight binding coordinate system introduced in appendix B. Let us begin with the SDW case for which ( $k_x \rightarrow x, k_y \rightarrow y$ )

$$\begin{aligned}
 \Im\langle j_x j_x \rangle^{\text{SDW}} &= \pi \Delta^2 \iint \frac{dx dy}{2\pi^2} \frac{\sin^2 x}{\varepsilon^2} \delta(\nu - 2\varepsilon) \\
 &= \frac{\Delta^2}{4\pi} \iint \frac{d\lambda d\xi}{J} \frac{\sin^2 x}{\varepsilon^2} \delta(\varepsilon - \nu/2) \\
 &= \frac{\Delta^2}{4\pi \varepsilon \lambda} \iint d\varepsilon d\xi \frac{\sin^2 x}{J} \delta(\varepsilon - \nu/2) \\
 &= \frac{\Delta^2}{4\pi \varepsilon \lambda} \int_0^{2\pi} d\xi \frac{\sin^2 x}{\sqrt{1 - \beta \cos^2(2\xi)}} \\
 &= \frac{\Delta^2}{2\pi \nu} \left[ \frac{\lambda}{2} E(\sqrt{\beta}) - \frac{2}{\lambda} K(\sqrt{\beta}) \right], \quad (39)
 \end{aligned}$$

where delta function fixes  $\varepsilon = \nu/2$ , that implies  $\lambda^2 = \nu^2/4 - \Delta^2$ , and hence  $\beta = 1 - \lambda^2/4$  (appendix B) are all constants determined by the energy  $\nu$  of the incident light. Here  $E$  and  $K$  are complete elliptic integrals of second and first kind<sup>13</sup>. In writing  $\sin^2 x$  in terms of  $(\lambda, \xi)$  coordinates we used the formulas given in appendix B. This result agrees with the Chubukov and Frenkel's result<sup>17</sup>.

In the band model the only difference will be  $\Delta^2 \rightarrow \cos^2 x$ , so that

$$\begin{aligned}
 \Im\langle j_x j_x \rangle^{\text{band}} &= \frac{1}{2\pi \nu \lambda} \int_0^{2\pi} d\xi \frac{\sin^2 x \cos^2 x}{\sqrt{1 - \beta \cos^2(2\xi)}}, \quad \lambda^2 = \nu^2/4 - \Delta^2 \\
 &= \frac{1}{6\pi \nu \lambda} \left[ (-22\beta + 23)E(\sqrt{\beta}) + (12\beta - 23)(-\beta + 1)K(\sqrt{\beta}) \right]. \quad (40)
 \end{aligned}$$

Note that the imaginary part is non zero only in the region defined by ( $\lambda^2 = \nu^2/4 - \Delta^2$ )

$$0 < \lambda^2 < 4 \Leftrightarrow 4\Delta^2 < \nu^2 < 4w_2^2 \equiv 4(4 + \Delta^2).$$

The lower band edge (absorption edge) corresponds to  $\lambda \rightarrow 0 \equiv \beta \rightarrow 1$ . In this limit the first order optical response in the SDW system in 1D behaves as  $\pi\sqrt{\Delta/2}\sqrt{\nu-2\Delta}$ , while in 2D it goes like  $\sqrt{\Delta} \log(\sqrt{\nu-2\Delta})/4\pi\sqrt{\nu-2\Delta}$ . This is the manifestation of similar behavior in DOS of the SDW discussed in appendix B.

In the band model, in 1D the  $\cos k$  form factor suppresses the transitions at zone edge, corresponding to

low energies, while  $\sin k$  form factor kills the transitions at  $\Gamma$  point corresponding to higher energy edge. On the other hand in 2D, form factors alone are not sufficient to determine the nature of transitions. Phase space considerations also become important. As can be seen from equation (40), the  $(\beta - 1)$  factor kills the  $\log \beta$  dependence arising from  $K(\sqrt{\beta})$  and we are left with a  $1/24\pi\Delta^{3/2}\sqrt{\nu-2\Delta}$  behavior in 2D. Hence in 2D, the first order optical response of a SDW system is enhanced by a logarithmic factor with respect to the 2D band model, and also with respect to 1D SDW model.

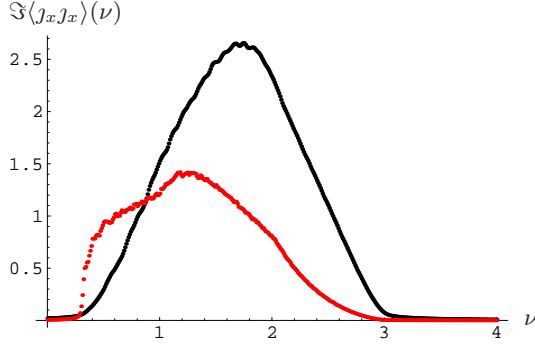


FIG. 3: Imaginary part of  $\chi^{(1)}(\nu)$  in the band model (solid line) and the SDW model (dotted line) in 3D. This numeric calculation has been performed for  $\Delta = 0.3$  in units of  $2t_0 = 1$ .

### C. Three dimensions

Figure 3 shows the imaginary part of the two-current correlation function calculated numerically in the band model and also the SDW model. We see again that the optical conductivity is dome shaped<sup>16</sup>, but not divergent. Therefore band edge singularities in SDW model are peculiar features of 2D and do not exist in 3D, nor in 1D. Therefore SDW model in 2D is really special in offering more phase space than both 1D and 3D.

## V. FOUR-CURRENT RESPONSE

As far as the behavior of response functions near the resonance is concerned, four-current response functions,

$\langle jjjj \rangle$  give the same qualitative features as that of four-dipole response functions,  $\langle \mu\mu\mu\mu \rangle$ , where  $\mu$  is the dipole moment operator. To appreciate this point, let us go back to the expression of the current operator for the SDW insulator. The inter-band matrix element for the current operator is:

$$j_k = s\Delta \sin k / \varepsilon_k, \quad (41)$$

that via the equation of motion for the dipole moment operator  $\mu$ , would imply that the dipole matrix elements are:

$$\mu_k = s\Delta \sin k / 2\varepsilon_k^2. \quad (42)$$

To calculate the time ordered product within the framework of equilibrium quantum field theory, we restore to Matsubara technique. The summation over fermion loop frequency  $i\omega_n$  can be done with standard contour integration techniques. Also, if we ignore the momentum from the incident light, the momentum  $k$  running in the current loop must be the same for all fermion propagators. After contracting various fermion spinors to get the appropriate Greens' functions we obtain

$$\langle jjjj \rangle = \sum_{\mathcal{P}} \sum_{k, i\omega_n} Tr \frac{1}{[(i\omega_n)^2 - \varepsilon_k^2][(i\omega_n + i\nu)^2 - \varepsilon_k^2][(i\omega_n + 2i\nu)^2 - \varepsilon_k^2][(i\omega_n + 3i\nu)^2 - \varepsilon_k^2]} \times \\ [h\sigma^x][i\omega_n + \varepsilon_k\sigma^z][g\sigma^z][(i\omega_n + i\nu) + \varepsilon_k\sigma^z][g\sigma^z][(i\omega_n + 2i\nu) + \varepsilon_k\sigma^z][h\sigma^x][(i\omega_n + 3i\nu) + \varepsilon_k\sigma^z], \quad (43)$$

and similar formula for  $\langle \mu\mu\mu\mu \rangle$ . Note that the leftmost and rightmost current operators contain *inter*-band part of the current operator, while the two middle current operators contain only the *intra*-band part. Therefore the four propagators appearing in this formula must be permuted, and hence a summation over different permutations is included. In the SDW insulator we have  $h\varepsilon_k = \Delta \sin k$  and  $g\varepsilon_k = \cos k \sin k$ , while in the band insulator their role is exchanged. But within this formula, such an exchange is not going to change the final result, as both are proportional to  $g^2 h^2$ . Therefore the third harmonic generation spectrum in the SDW and the band model are identical. After summing over  $i\omega_n$  and  $\mathcal{P}$  we have:

$$\frac{1}{\nu^4} \langle jjjj \rangle = \sum_k \frac{8(4\varepsilon_k^2 + \nu^2)\Delta^2 \cos(k)^2 \sin(k)^4}{\nu^4 \varepsilon_k^3 (2\varepsilon_k - 3\nu)(2\varepsilon_k + 3\nu)(2\varepsilon_k - 2\nu)(2\varepsilon_k + 2\nu)(2\varepsilon_k - \nu)(2\varepsilon_k + \nu)} \\ \langle \mu\mu\mu\mu \rangle = \sum_k \frac{(4\varepsilon_k^2 + \nu^2)\Delta^2 \cos(k)^2 \sin(k)^4}{2\varepsilon_k^7 (2\varepsilon_k - 3\nu)(2\varepsilon_k + 3\nu)(2\varepsilon_k - 2\nu)(2\varepsilon_k + 2\nu)(2\varepsilon_k - \nu)(2\varepsilon_k + \nu)}, \quad (44)$$

which is identical to summing over various permutations

in spectral representation discussed in appendix A. The

analytic continuation  $\nu \rightarrow \nu + i0^+$  is implicitly understood. Now we can see that up to a numerical factor of the order of unity, the "near resonance" behavior of both expression is the same. Because after analytic continuation, the imaginary parts give delta functions peaking near  $\sim \varepsilon_k$ . Therefore  $\nu^4 \varepsilon_k^3$  in the denominator of  $\langle jjj \rangle$  is of the same order of magnitude as  $\varepsilon_k^7$  in  $\langle \mu\mu\mu \rangle$  expression. Note that four-current formula makes sense near the resonance conditions only. It gives the unphysical  $\nu^{-4}$  divergence in the static limit  $\nu \rightarrow 0$ . Fixing this problem as discussed in equation (27), requires calculation of a few more expectation values, but we are not interested in this limit here.

The imaginary part of THG susceptibility can be written as

$$\begin{aligned} \Im \chi^{\text{THG}}(\nu) &= \frac{27}{2} f_D \left( \frac{3\nu}{2} \right) - 8f_D(\nu) + \frac{1}{2} f_D \left( \frac{\nu}{2} \right) \\ f_D(\nu) &= \sum_k \frac{\pi \Delta^2 \cos^2 k \sin^4 k}{24 \varepsilon_k^6} \delta(\varepsilon_k - \nu), \end{aligned} \quad (45)$$

where  $D$  is the dimension of space. In 1D this integral can be evaluated as follows:

$$\begin{aligned} f_1(\nu) &= \int d\varepsilon \rho(\varepsilon) \frac{\pi \Delta^2 (\varepsilon^2 - \Delta^2) (w_1^2 - \varepsilon^2)^2}{12 \varepsilon^6} \delta(\varepsilon - \nu) \\ &= \frac{\pi \Delta^2}{24 |\nu|^5} (w_1^2 - \nu^2)^{3/2} (\nu^2 - \Delta^2)^{1/2}. \end{aligned} \quad (46)$$

Using the Kramers-Kronig relation

$$\Re \chi(\omega) = \frac{1}{\pi} \mathcal{P} \int d\nu \frac{\Im \chi(\nu)}{\nu - \omega}, \quad (47)$$

one can obtain a closed form expression for the real part of the above retarded susceptibility.

In 2D again we transform to tight binding coordinates to obtain

$$\begin{aligned} f_2(\nu/2) &= \frac{\Delta^2}{6\pi\nu\lambda} \int_{\Delta}^{w_2} d\varepsilon \int_0^{\pi/4} d\xi \frac{\delta(\nu/2 - \varepsilon)}{\sqrt{1 - \beta \cos^2(2\xi)}} \\ &= \frac{\Delta^2}{90\pi\nu\lambda} E(\sqrt{\beta}) [548\beta^2 - 1258\beta - 708] \\ &\quad + \frac{\Delta^2}{90\pi\nu} \frac{\lambda}{4} K(\sqrt{\beta}) [(60\beta^2 - 226\beta + 177)]. \end{aligned} \quad (48)$$

In this expression  $\lambda^2 = \nu^2/4 - \Delta^2$ . The second term near the band edge behaves like  $\sqrt{\nu/2 - \Delta} \log(\nu/2 - \Delta)$  which remains finite, while the first term give a divergent contribution of the form  $f_2(\nu/2) \sim 1/\sqrt{\nu/2 - \Delta}$ . The main THG peak is due to  $f_2(3\nu/2) \sim 1/\sqrt{3\nu/2 - \Delta}$  which occurs at  $\nu = 2\Delta/3$ , with  $2\Delta$  being the excitation gap.

In three dimensions  $f_3(\nu)$  and hence  $\Im \chi^{\text{THG}}(\nu)$  can be calculated numerical. Figure 4 shows  $\Im \chi_D^{\text{THG}}(\nu)$  for  $D = 1, 2, 3$  and the gap parameter  $\Delta = 0.3$ . The 3D result is magnified 100 times (dotted line), the 2D result (dashed line) is magnified 10 times. In the SDW system, inverse square root divergence in 2D has not counterpart in 1D and 3D.

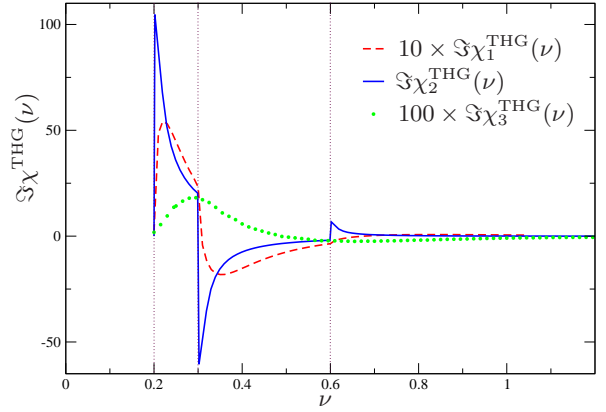


FIG. 4: Plot of imaginary part of  $\chi_D^{\text{THG}}(\nu)$  vs.  $\nu$  in the SDW model in  $D = 1, 2, 3$  dimensions. The unit of energy is  $2t_0 = 1$ , and in all calculations we have assumed  $\Delta = 0.3$ . The gap is given by  $E_g = 2\Delta = 0.6$ . We see that the response in  $D=2$  is stronger than  $D=1, 3$ . Values of  $D=1, 3$  are magnified by factors of 10 and 100, respectively, for eye assistance.

## VI. STRESS TENSOR TERMS

We can investigate the contribution from stress tensor to third order nonlinear response in the SDW and band models. The stress tensor in 1D is proportional to kinetic energy and is given by:

$$\tau = -t_0 \sum_{ns} \left( c_{ns}^\dagger c_{n+1s} + c_{n+1s}^\dagger c_{ns} \right), \quad (49)$$

that can be written in momentum space as

$$\tau = \sum_{ks} \chi_{ks}^\dagger \epsilon_k \sigma^z \chi_{ks}$$

$$\tau^{\text{SDW}} = \sum_{ks} \psi_{ks}^\dagger \left( \frac{\epsilon_k^2}{\varepsilon_k} \sigma^z - \frac{s \Delta \epsilon_k}{\varepsilon_k} \sigma^x \right) \psi_{ks}, \quad (50)$$

$$\tau^{\text{band}} = \sum_{ks} \psi_{ks}^\dagger \left( \frac{\Delta \epsilon_k}{\varepsilon_k} \sigma^z - \frac{\epsilon_k^2}{\varepsilon_k} \sigma^x \right) \psi_{ks}. \quad (51)$$

The third order response due to particle-current is

$$\langle j\tau j \rangle + \langle \tau j j \rangle. \quad (52)$$

These expressions are of the type given in (A8). The first terms corresponds to  $A, Q \rightarrow j$ ,  $B \rightarrow \tau$ . The second term corresponds to  $A \rightarrow \tau$ ,  $B, Q \rightarrow j$ . These two terms are response of the particle current only. The gauge invariant current can be written as

$$\mathcal{J}^m = j^m - \tau^{mn} A_n, \quad (53)$$

so that if we consider the response of a gauge invariant current, we will need the response of  $\tau$  operator,  $\langle j\tau \rangle$ , which can be obtained from (A8) by  $A, B \rightarrow j$ ,  $Q \rightarrow \tau$ .

The matrix elements we need are given in table I, where  $s$  is  $\pm 1$  for  $\uparrow$  and  $\downarrow$  spins, respectively. Since the matrix



	$j^{\text{inter}} j^{\text{intra}} \tau^{\text{inter}}$	$j^{\text{inter}} \tau^{\text{intra}} j^{\text{inter}}$
SDW	$\Delta^2 \sin^2 k \cos^2 k / \varepsilon_k^3$	$s \Delta^2 \sin^2 k \cos^2 k / \varepsilon_k^3$
band	$\Delta \sin^2 k \cos^3 k / \varepsilon_k^3$	$\Delta \sin^2 k \cos^3 k / \varepsilon_k^3$

TABLE I: Inter band and intra band matrix elements in the SDW and band model. Note the spin dependence of  $(j^{\text{inter}})^2 \tau^{\text{intra}}$  in the case of SDW insulator.

elements involve both sin and cos, in 1D the transitions at zone center and zone boundary are suppressed, and hence there is no divergence. But in 2D again SDW response will be divergent.

Let us look at the two photon absorption (TPA) contribution arising from  $\tau$  operator carefully. In ordinary case of  $\langle jjj \rangle$ , the TPA corresponds to  $\omega_1 = \omega_2 = -\omega_3 = \nu$ . In the case of stress tensor TPA corresponds to  $\omega_1 = \omega_2 = \nu$ . If we denote the first, second and third lines of the expression (A8) by  $\ell_1, \ell_2, \ell_3$ , respectively, after decomposing to partial fractions we have

$$\ell_{1,2} = \frac{1}{2\varepsilon_k(\nu + i\eta - \varepsilon_k)} - \frac{1}{2\varepsilon_k(\nu + i\eta - 2\varepsilon_k)}, \quad (54)$$

$$\ell_3 = \frac{1}{2\varepsilon_k(\nu + i\eta - 2\varepsilon_k)}, \quad (55)$$

where a  $(\nu + i\eta \rightarrow -\nu - i\eta)$  term also is present in the time ordered correlation function. The TPA susceptibility for these quadratic models can be written as

$$(j^{\text{inter}})^2 \tau^{\text{intra}} [\ell_1 + \ell_2 - \ell_3] + j^{\text{inter}} j^{\text{intra}} \tau^{\text{inter}} [(\ell_2 + \ell_3) + (\ell_3 + \ell_1) - (\ell_1 + \ell_2)], \quad (56)$$

where we have not simplified the second line deliberately to emphasize the role of gauge invariant current. Obviously what we measure is the gauge invariant current. The minus sign in third terms of the each line in the above equation comes from the minus sign in equation (53). Due to contributions from the gauge invariant current, the second line simplifies to  $\propto \ell_3$ , which has peak only at  $2\Delta$ . For the case of SDW, again something peculiar happens: the matrix elements in the first line have opposite signs for up and down spins. Therefore their contributions identically cancel each other, and we are left only with a term coming from denominator of  $\ell_3$ . In 1D as we mentioned, the presence of sin and cos suppresses the transitions at band edge and zone center. So let us calculate this term in 2D in the SDW insulator:

$$\begin{aligned} \langle (j_x j_x \tau_{xx}) \rangle^{\text{SDW}} &= -\frac{\pi \Delta^2}{4} \sum_{k_x, k_y} \delta(\nu/2 - \varepsilon_k) \frac{\sin^2 k_x \cos^2 k_x}{\varepsilon_k^4} \\ &= -\frac{\pi \Delta^2}{4} \iint \frac{dx dy}{2\pi^2} \frac{\sin^2 x \cos^2 x}{\varepsilon^4} \delta(\nu/2 - \varepsilon) = -\frac{\Delta^2}{8\pi} \iint \frac{d\lambda d\xi}{J} \frac{\sin^2 x \cos^2 x}{\varepsilon^4} \delta(\nu/2 - \varepsilon) \\ &= -4\Delta^2 \frac{\lambda(12\beta - 23)K(\sqrt{\beta})}{3\pi\nu^4} - 16 \frac{(23 - 22\beta)E(\sqrt{\beta})}{3\pi\lambda\nu^4}, \end{aligned} \quad (57)$$

where in the last line again delta function picks up the value of  $\lambda = \sqrt{\nu^2/4 - \Delta^2}$ ,  $\beta = 1 - \lambda^2/4$  as in the appendix B. The logarithmic divergence of the first term gets suppressed by  $\lambda \sim \sqrt{\nu - 2\Delta}$  factor, but the second term still shows inverse square root divergence in 2D. The above integral is the same as equation (40). Therefore in the case of stress tensor terms also, the 2D SDW systems offer larger response than 1D.

We would also like to emphasize that, the requirement of gauge invariance cancels the singularity at  $\Delta = E_g/2$ , and leaves us with a square root singularity in  $2\Delta = E_g$  in 2D SDW systems. In other words, in SDW insulator the peak at  $E_g/2$  is solely due to four-current correlations and the contribution from stress tensor to this peak is identically zero.

## VII. SUMMARY AND CONCLUSIONS

In conclusion, we have calculated the linear, and non-linear optical responses in the SDW insulator in which gap is due to on-site Coulomb repulsion. The linear response of SDW model has inverse square root divergence in 1D which is further enhanced by a logarithmic factor in 2D and is entirely suppressed in 3D. The THG spectrum of SDW model has no divergence in 1D, but diverges as inverse square root in 2D and becomes finite again in 3D. Therefore the optical responses (linear and nonlinear) of SDW insulators is maximal in 2D as a function of dimensionality.

To show that this behavior is a special property of SDW state, we also calculate the linear and nonlinear optical responses in a model of band insulator in which the nature of gap is different from Coulomb correlation driven case of SDW insulator. The linear response of SDW model in one and two dimensions is stronger than

band model. The THG spectrum of the band model is identical to SDW. Therefore the band model also offers another model example in which optical nonlinearity in 2D can be possibly realized is higher than 1D. In terms of device applications 2D materials are superior to (quasi) 1D systems. Therefore materials for which these models can be an effective Hamiltonian might provide optical nonlinearity in 2D.

The model calculations presented in this work suggests how one can possibly have large optical nonlinearity in 2D with SDW type correlations. The mechanism for enhancement of optical nonlinearity in 1D correlated systems is however completely different. It was found that in 1D such an enhancement is a result of spin-charge separation<sup>10,11</sup>.

The simplicity of the quadratic models treated in this investigation allowed us to exactly calculate the contributions of stress tensor in nonlinear optical response. We showed that this kind of terms give comparable contributions to that of usually considered four-current terms. We also showed that in TPA measurements in the SDW systems, the structure at mid-gap ( $E_g/2$ ) is entirely due to four-current correlations and the stress tensor does not contribute to this structure. This shows the importance of gauge invariant treatment of currents in nonlinear optics, which is usually neglected in the literature. Stress term has even parity and in nonlinear processes can lead to dipole-forbidden transition.

### VIII. ACKNOWLEDGMENTS

This work was supported by Grant-in-Aid for Scientific Research, MEXT of Japan, CREST, and NAREGI. S.A.J. was supported by JSPS post doctoral fellowship.

### APPENDIX A: ANALYTIC CONTINUATION

In nonlinear response theory, we need to calculate fully retarded expectation value of nested commutators. For example in the case of nonlinear dielectric response of an electron gas to a fast moving ion, the nested commutator of density operators at different times appears<sup>12</sup>. In the general theory of nonlinear response, we might have the fully retarded combination of nested commutators of arbitrary operators. These operators are determined by nature of coupling (linear, quadratic, etc.) between the system and the external perturbation, and also the observable being studied. For example the second order coupling of the electromagnetic field to matter via the stress tensor operator  $\tau$ , leads to a fully retarded current response of the form  $\langle [j, [j, \tau]] \rangle$ . The general framework to study this type of expectation values is the non-equilibrium quantum field theory. However, within the standard formulation of quantum field theory, with appropriate analytic continuation, one can obtain these kind of expectation values that correspond to  $G_{arr...r}$  component in Keldysh Green's function language. In optical measurements always this kind of expectation values appear. In noise spectroscopies the other components of Keldysh Green's function appear that can not be treated as straightforward as  $G_{arr...r}$  component, and use of Keldish formulation becomes necessary.

For the problem in which external perturbation couples linearly to the system, through operator  $A_j$ , quadratically through  $B_{kl}$ , where we are interested in variations of quantity  $Q_i$ , one can write the retarded response at third order as:

$$\begin{aligned} \phi_{ijkl}^R(t; t_1, t_2) = & +\theta(t-t_2)\theta(t_2-t_1)\langle [A_j(t_1), [B_{kl}(t_2), Q_i(t)]] \rangle \\ & +\theta(t-t_1)\theta(t_1-t_2)\langle [B_{kl}(t_2), [A_j(t_1), Q_i(t)]] \rangle \\ & +(j \rightarrow k \rightarrow l \rightarrow j) + (j \rightarrow k \rightarrow l \rightarrow j)^2. \end{aligned} \quad (A1)$$

On the other hand, the time-ordered product of these three operators is given by:

$$\begin{aligned} \phi_{ijkl}^T(t; t_1, t_2) = & \langle T A_j(t_1) B_{kl}(t_2) Q_i(t) \rangle \\ = & +\theta(t_1-t_2)\theta(t_2-t)\langle A_j(t_1) B_{kl}(t_2) Q_i(t) \rangle \\ & +\theta(t-t_2)\theta(t_2-t_1)\langle Q_i(t) B_{kl}(t_2) A_j(t_1) \rangle \\ & +\theta(t_2-t_1)\theta(t_1-t)\langle B_{kl}(t_2) A_j(t_1) Q_i(t) \rangle \\ & +\theta(t-t_1)\theta(t_1-t_2)\langle Q_i(t) A_j(t_1) B_{kl}(t_2) \rangle \\ & +\theta(t_1-t)\theta(t-t_2)\langle A_j(t_1) Q_i(t) B_{kl}(t_2) \rangle \\ & +\theta(t_2-t)\theta(t-t_1)\langle B_{kl}(t_2) Q_i(t) A_j(t_1) \rangle + \text{permutations}. \end{aligned} \quad (A2)$$

The signs are all positive, since operators  $A, B, Q$  are quadratic in fermion operators.

Now let us expand the commutators in definition of retarded expectation value to obtain

$$\phi_{ijkl}^R(t; t_1, t_2) = +\theta(t-t_2)\theta(t_2-t_1)\langle A_j(t_1) B_{kl}(t_2) Q_i(t) \rangle - \theta(t-t_2)\theta(t_2-t_1)\langle A_j(t_1) Q_i(t) B_{kl}(t_2) \rangle$$

$$\begin{aligned}
& -\theta(t-t_2)\theta(t_2-t_1)\langle B_{kl}(t_2)Q_i(t)A_j(t_1)\rangle + \theta(t-t_2)\theta(t_2-t_1)\langle Q_i(t)B_{kl}(t_2)A_j(t_1)\rangle \\
& +\theta(t-t_1)\theta(t_1-t_2)\langle B_{kl}(t_2)A_j(t_1)Q_i(t)\rangle - \theta(t-t_1)\theta(t_1-t_2)\langle B_{kl}(t_2)Q_i(t)A_j(t_1)\rangle \\
& -\theta(t-t_1)\theta(t_1-t_2)\langle A_j(t_1)Q_i(t)B_{kl}(t_2)\rangle + \theta(t-t_1)\theta(t_1-t_2)\langle Q_i(t)A_j(t_1)B_{kl}(t_2)\rangle.
\end{aligned}$$

Now using the identity

$$\theta(t-t_2)\theta(t_2-t_1) + \theta(t-t_1)\theta(t_1-t_2) = \theta(t-t_2)\theta(t-t_1), \quad (\text{A3})$$

the sum of second and seventh terms simplifies to

$$-\theta(t-t_2)\theta(t-t_1)\langle AQB\rangle, \quad (\text{A4})$$

while the sum of third and sixth terms becomes

$$-\theta(t-t_2)\theta(t-t_1)\langle BQA\rangle, \quad (\text{A5})$$

so that we obtain

$$\begin{aligned}
\phi_{ijkl}^R(t; t_1, t_2) = & +\theta(t-t_2)\theta(t_2-t_1)\langle A_j(t_1)B_{kl}(t_2)Q_i(t)\rangle \\
& +\theta(t-t_2)\theta(t_2-t_1)\langle Q_i(t)B_{kl}(t_2)A_j(t_1)\rangle \\
& +\theta(t-t_1)\theta(t_1-t_2)\langle B_{kl}(t_2)A_j(t_1)Q_i(t)\rangle \\
& +\theta(t-t_1)\theta(t_1-t_2)\langle Q_i(t)A_j(t_1)B_{kl}(t_2)\rangle \\
& -\theta(t-t_1)\theta(t-t_2)\langle A_j(t_1)Q_i(t)B_{kl}(t_2)\rangle \\
& -\theta(t-t_1)\theta(t-t_2)\langle B_{kl}(t_2)Q_i(t)A_j(t_1)\rangle.
\end{aligned}$$

Now apart from the  $\theta$  function that determines the analytical structure, the time ordered and retarded nested commutators have similar structures. Therefore one can obtain the expectation value of fully retarded nested commutator by appropriate analytic continuation of the corresponding time ordered one. Therefore let us obtain the spectral representations of the retarded and time ordered expectation values and compare them.

Our conventions for Fourier transforms are

$$\begin{aligned}
f(t) &= \int_{-\infty}^{+\infty} \frac{d\omega}{2\pi} e^{-i\omega t} \tilde{f}(\omega) \Leftrightarrow \tilde{f}(\omega) = \int_{-\infty}^{+\infty} dt e^{+i\omega t} f(t), \\
\chi(\omega; \omega_1, \omega_2) &= \int \frac{d\omega}{2\pi} \int \frac{d\omega_2}{2\pi} \int \frac{d\omega_1}{2\pi} e^{i\omega t} e^{i\omega_1 t_1} e^{i\omega_2 t_2} \chi(t; t_1, t_2).
\end{aligned}$$

Note that the operator  $B(t_2)$  acting at time  $t_2$  couples the second power of the external perturbation to the system. Therefore, in principle it could involve two frequencies  $\omega_2, \omega_3$ . But since the external fields are supposed to act at the same time, we always have the combination  $\omega_2 + \omega_3$ . Therefore here we have dropped the  $\omega_3$  in our calculations. Using the representation

$$\theta(t) = i \int_{-\infty}^{+\infty} \frac{d\omega}{2\pi} \frac{e^{-i\omega t}}{\omega + i\eta}, \quad (\text{A6})$$

for the step function, after some algebra, we get

$$\begin{aligned}
\chi_T(\omega; \omega_1, \omega_2) = & 2\pi\delta(\omega + \omega_\sigma) \sum_{a,b} \\
& -\frac{A_j^{0a} B_{kl}^{ab} Q_i^{b0}}{(\omega_\sigma + E_{b0} - i\eta)(\omega_1 - E_{0a} - i\eta)} - \frac{Q_i^{0a} B_{kl}^{ab} A_j^{b0}}{(\omega_\sigma + E_{0a} + i\eta)(\omega_1 - E_{b0} + i\eta)} \\
& -\frac{B_{kl}^{0a} A_j^{ab} Q_i^{b0}}{(\omega_\sigma + E_{b0} - i\eta)(\omega_2 - E_{0a} - i\eta)} - \frac{Q_i^{0a} A_j^{ab} B_{kl}^{b0}}{(\omega_\sigma + E_{0a} + i\eta)(\omega_2 - E_{b0} + i\eta)} \\
& +\frac{A_j^{0a} Q_i^{ab} B_{kl}^{b0}}{(\omega_2 - E_{b0} + i\eta)(\omega_1 - E_{0a} - i\eta)} + \frac{B_{kl}^{0a} Q_i^{ab} A_j^{b0}}{(\omega_2 - E_{0a} - i\eta)(\omega_1 - E_{b0} + i\eta)}, \quad (\text{A7})
\end{aligned}$$

while

$$\begin{aligned} \chi_R(\omega; \omega_1, \omega_2) = 2\pi\delta(\omega + \omega_\sigma) \sum_{a,b} & \\ - \frac{A_j^{0a} B_{kl}^{ab} Q_i^{b0}}{(\omega_\sigma + E_{b0} + i\eta)(\omega_1 - E_{0a} + i\eta)} - \frac{Q_i^{0a} B_{kl}^{ab} A_j^{b0}}{(\omega_\sigma + E_{0a} + i\eta)(\omega_1 - E_{b0} + i\eta)} & \\ - \frac{B_{kl}^{0a} A_j^{ab} Q_i^{b0}}{(\omega_\sigma + E_{b0} + i\eta)(\omega_2 - E_{0a} + i\eta)} - \frac{Q_i^{0a} A_j^{ab} B_{kl}^{b0}}{(\omega_\sigma + E_{0a} + i\eta)(\omega_2 - E_{b0} + i\eta)} & \\ + \frac{A_j^{0a} Q_i^{ab} B_{kl}^{b0}}{(\omega_2 - E_{b0} + i\eta)(\omega_1 - E_{0a} + i\eta)} + \frac{B_{kl}^{0a} Q_i^{ab} A_j^{b0}}{(\omega_2 - E_{0a} + i\eta)(\omega_1 - E_{b0} + i\eta)}, & \end{aligned} \quad (A8)$$

where we have defined  $\omega_\sigma = \omega_2 + \omega_1$ . We see the exact parallelism between the time ordered and fully retarded expectation values. The important difference is due to the nature of step functions that give rise to  $\omega_n + i\eta$  structure for the retarded function where  $n = 1, 2, \sigma$ . This is what was expected from causality imposed by appropriate  $\theta$  functions in fully retarded one. However, as a consequence of having  $\theta$  functions along with commutators, equal time contractions in diagrammatic perturbation theory do not contribute, and should be excluded.

We can also write the above result in a more compact form if we note that the frequencies are associated to operators as  $(A, \omega_1), (B, \omega_2), (Q, -\omega_\sigma)$ . If we ignore the  $i\eta$  factor, the above result can be written as

$$\chi_R(\omega; \omega_1, \omega_2) = 2\pi\delta(\omega + \omega_\sigma) \sum_{a,b} \sum_{\mathcal{P}} \frac{A_j^{0a} B_{kl}^{ab} Q_i^{b0}}{(-\omega_\sigma + E_{0b})(\omega_1 - E_{0a})}, \quad (A9)$$

where  $\mathcal{P}$  stands for all different permutations of  $(A, \omega_1), (B, \omega_2), (Q, -\omega_\sigma)$ . At the end we must remember to use the appropriate  $i\eta$  factors to ensure  $\omega_n + i\eta$  structure. One can easily see that this prescription gives the correct spectral representation in case of two particle correlation with  $A = B = j$ :

$$\chi_R(\omega; \omega_1) = 2\pi\delta(\omega + \omega_1) \sum_a \frac{|\langle 0|j|a \rangle|^2}{\omega_1 - (E_a - E_0) + i0^+}.$$

We can derive a similar prescription for higher order correlation functions of fully retarded nature in a straightforward way:

$$\chi_R(\omega; \omega_1, \omega_2, \omega_3) = 2\pi\delta(\omega + \omega_\sigma) \sum_{a,b,c} \sum_{\mathcal{P}} \frac{A^{0a} B^{ab} C^{bc} Q^{c0}}{(-\omega_\sigma + E_{0c})(\omega_2 + \omega_1 - E_{0b})(\omega_1 - E_{0a})}. \quad (A10)$$

## APPENDIX B: TIGHT BINDING COORDINATES

In this appendix, we denote the  $k_x$  and  $k_y$  coordinates in the reciprocal space by  $x, y$  for convenience. Since con-

stant energy surfaces  $\cos x + \cos y$  appear very frequently in calculations related to 2D tight binding systems, it is useful to define a *natural* orthogonal transformaton,  $(x, y) \rightarrow (\lambda, \xi)$ , so that constant coordinate surfaces correspond to constant energy surfaces. The first coordinate obviously must be

$$\lambda = \cos x + \cos y. \quad (B1)$$

In order to guess an appropriate coordinate  $\xi$ , we require the constant  $\xi$  surfaces to be orthogonal to the constant  $\lambda$  surfaces, that is

$$\vec{v}_\xi \propto \nabla \lambda = -\sin x \hat{e}_x - \sin y \hat{e}_y, \quad (B2)$$

where  $\vec{v}_\xi$  is a 'velocity' tangent to the constant  $\xi$  surface. This equation implies that

$$\frac{dx}{dt} = -\sin x, \quad \frac{dy}{dt} = -\sin y, \quad (B3)$$

the division of which gives

$$\frac{dx}{\sin x} = \frac{dy}{\sin y} \Rightarrow d \ln(\tan(x/2)) = d \ln(\tan(y/2)). \quad (B4)$$

Integrating the above equation gives  $\tan(y/2) = \text{const} \times \tan(x/2)$ , where we define this constant to be  $\tan \xi$ :

$$\tan \xi = \tan(y/2) \cot(x/2). \quad (B5)$$

Equations (B1) and (B5) imply that

$$dxdy = Jd\lambda d\xi, \quad J = \frac{1}{\sqrt{1 - \beta \cos^2(2\xi)}}, \quad (B6)$$

with  $\beta = 1 - \lambda^2/4$ . As a cross check for this formula, one can calculate the area of the BZ ( $\int dxdy = 4\pi^2$ ) in the new coordinate system. A straightforward numerical integration reassures us that the above Jacobian is correct and the intervals  $0 < \xi < 2\pi$ ,  $-2 < \lambda < 2$  count the original BZ only once.

Also the inverse transformation is given by

$$\cos x = \frac{\lambda}{2} + \frac{J^{-1} - 1}{\cos(2\xi)}, \quad (B7)$$

$$\cos y = \frac{\lambda}{2} - \frac{J^{-1} - 1}{\cos(2\xi)}, \quad (B8)$$

where the Jacobian  $J$  is already defined in equation (B6). The variable  $\xi$  can be interpreted as an angle. In fact near the  $\Gamma$  point where  $x, y \approx 0$  and hence,  $\tan x \sim x$ ,  $\tan y \sim y$ , we can actually see that  $\tan \xi \sim y/x$  and hence near  $\gamma$  point  $\xi$  is the same as polar coordinate  $\phi$ . In this limit also we can write  $\lambda \approx 2 - (x^2 + y^2)/2 = 2 - r^2/2$ . Therefore our coordinate system is a natural extension of polar coordinates  $(r, \phi)$ . Near the zone center the energy contours become circular, but near the Fermi energy  $\lambda = 0$ , the contours are rectangular.

As an example of the application of this coordinate system, let us calculate the exact DOS for SDW systems in 2D. All we have to do is to switch to the new coordinate system so that

$$\begin{aligned} \rho^{2D}(\nu) &= \iint \frac{dx dy}{4\pi^2} \delta(\varepsilon - \nu) \\ &= \int_0^{2\pi} d\xi \int_0^2 d\lambda \frac{\delta(\varepsilon - \nu)}{4\pi^2 \sqrt{1 - \beta \cos^2(2\xi)}}. \end{aligned} \quad (\text{B9})$$

The  $\lambda$  integration can be performed by changing to the new variable  $\varepsilon = \sqrt{\Delta^2 + \lambda^2}$  that gives  $d\lambda = \varepsilon d\varepsilon/\lambda$ . Hence the final result is

$$\rho^{2D}(\nu) = \frac{\nu}{\pi^2 \sqrt{\nu^2 - \Delta^2}} K \left( \sqrt{1 - \frac{\nu^2 - \Delta^2}{4}} \right), \quad (\text{B10})$$

where  $K$  is the complete elliptic integral of first kind<sup>13</sup>, and the restriction  $0 < \lambda < 2$  translates to  $\Delta < \nu < w_2$ , with  $w_2^2 = 4 + \Delta^2$  defining the upper band edge. This result in the limit of  $\Delta \rightarrow 0$  reduces to the appropriate

result for the tight binding bands<sup>14</sup>. In this limit we have a  $\log(\nu)$  singularity at the Fermi surface. But for  $\Delta \neq 0$ , the nature of singularity near the lower band edge for 2D SDW system is  $\log(\nu - \Delta)/\sqrt{\nu - \Delta}$ . In 1D, the logarithmic contribution is absent. Hence the lower band edge in 2D spin density wave systems offers more DOS than 1D case! We see in the text that this simple observation has profound implications on third order nonlinearity in SDW systems.

Calculation of DOS in 1D is much easier<sup>14</sup>. We need to calculate the following:

$$\rho(\omega) = \sum_k \delta(\varepsilon_k - \omega) = \int d\varepsilon \rho_0(\varepsilon) \delta(\varepsilon - \omega). \quad (\text{B11})$$

The DOS corresponding to gapless situation  $\Delta = 0$ , is given by  $\rho_0(\omega) = 1/\sqrt{1 - \omega^2}$ . Now we use the relation  $\varepsilon = \sqrt{\varepsilon^2 - \Delta^2}$  between energies  $\varepsilon$  and  $\varepsilon$  corresponding to  $\Delta = 0$  and  $\Delta \neq 0$  situations, respectively. This change of variables gives:

$$\begin{aligned} \rho(\omega) &= \int \frac{\varepsilon d\varepsilon}{\sqrt{\varepsilon^2 - \Delta^2}} \frac{1}{\sqrt{w_1^2 - \varepsilon^2}} \delta(\varepsilon - \omega) \\ &= \frac{|\omega|}{\sqrt{\omega^2 - \Delta^2}} \frac{1}{\sqrt{w_1^2 - \omega^2}}, \end{aligned} \quad (\text{B12})$$

where  $w_1 = \sqrt{1 + \Delta^2}$ . For SDW insulator, the gap parameter  $\Delta = -Um$  is determined by Coulomb correlation, while for band insulator it is due to difference in site energies  $\epsilon_A$  and  $\epsilon_B$ .

- 
- <sup>1</sup> D. H. Auston, *et al.* App. Opt. **26**, 211 (1987)  
<sup>2</sup> H. Kishida, *et al.* Nature, **405**, 929 (2000) and references therein.  
<sup>3</sup> H. Kishida *et al.*, Phys. Rev. Lett. **87** 177401 (2001)  
<sup>4</sup> M. Xu and X. Sun, J. Phys. Condens. matter **11**, 9823 (1999), Phys. Lett. A **257**, 215 (1999) and references therein  
<sup>5</sup> F. Gebhard, *et al.*, Phil. Mag. B **75**, 1 (1997)  
<sup>6</sup> L. V. Keldysh, Sov. Phys. JETP, **20**, 1018 (1965)  
<sup>7</sup> K.-C. Chou, *et al.* Phys. Rep. **118**, 1 (1985)  
<sup>8</sup> W. Wu, Phys. Rev. Lett. **61**, 1119 (1988)  
<sup>9</sup> P. Fazekas, *Lecture notes on Electron Correlation and Magnetism*, World Scientific, 1999  
<sup>10</sup> Y. Mizuno, K. Tsutsui, T. Tohyama and S. Maekawa,

- Phys. Rev. B **62**, R4769 (2000)  
<sup>11</sup> T. Tohyama and S. Maekawa, Jour. Luminescence, **94-95**, 659 (2001)  
<sup>12</sup> A. Bergara, *et al.*, Phys. Rev. B **56**, 15654 (1997)  
<sup>13</sup> M. Abramowitz and A. Segun, *Handbook of Mathematical Functions*, Dover Publication Inc., New York (1965)  
<sup>14</sup> E. N. Economou, *Green's functions in Quantum Physics*, Springer Verlag, 1979  
<sup>15</sup> P. Fulde, *Electron Correlations in Molecules and Solids*, Springer Verlag, 1995  
<sup>16</sup> R. Raimondi, Phys. Rev. B **51**, 10154 (1995)  
<sup>17</sup> A. V. Chubukov and D. M. Frenkel, Phys. Rev. B **52**, 9760 (1995)