

Brownian forces in sheared granular matter

Andrea Baldassarri¹, Fergal Dalton²,

Alberto Petri², Stefano Zapperi^{2,3},

Giorgio Pontuale², and Luciano Pietronero^{1,2}

November 29, 2018

¹Dipartimento di Fisica, Università "La Sapienza", P.le A. Moro 2, 00185 Roma, Italy

² Istituto dei Sistemi Complessi - CNR, Via dei Taurini 19, 00185 Roma, Italy

³INFM unità di Roma 1, Dipartimento di Fisica,

Università "La Sapienza", P.le A. Moro 2, 00185 Roma, Italy

The response of granular matter to a slow applied shear is erratic and intermittent, the so called "stick-slip" motion. In this state, observable quantities can display power law statistics in common with many other phenomena ranging from solid-on-solid friction to earthquakes, suggesting analogies between such different phenomena. Here we present results from a series of experiments on a granular medium sheared in a Couette geometry and show that their statistical properties can be computed in a quantitative way from the assumption that the resultant from the set of forces acting in the system performs a Brownian motion. The same assumption

has been utilised, with success, to describe other phenomena, such as the Barkhausen effect in ferromagnets, and so the scheme suggests itself as a more general description of a wider class of driven instabilities.

The shear response of granular media has been investigated for more than a century by different scientific communities¹, ranging from soil mechanics² and earth sciences^{3,4} to physics^{5,6}. This fact is reflected by the variety of experimental settings and theoretical methodologies applied to the problem, such as rate and state friction laws^{4,7} or direct particle simulations^{8,9}. Under a slow loading rate, the shear response of granular media typically displays large fluctuations^{10,11,12}, due to the rearrangements of the internal force chains^{13,14} along which stress propagates in granular materials.

Motivated by the practical concern of obtaining a mechanical description to be used in applications, most of the past theoretical activity has been devoted to the analysis of averaged properties, in the search for constitutive macroscopic laws. A detailed analysis of slip statistics is, however, of primary importance if one wishes to understand the mechanisms which are at the base of the wide fluctuations observed. They are the distinguishing feature of "crackling noise", which denotes an intermittent activity with widely fluctuating amplitudes¹⁵. Crackling noise is observed in different contexts such as magnetic materials^{16,17}, ferroelectrics, type II superconductors¹⁸, fracture^{19,20} and plasticity^{21,22} to name just a few. In addition it shares analogies with earthquake phenomenology, where the statistics typ-

ically displays wide fluctuations and recorded sizes of seismic events span several decades^{23,24}. Common aspects observed in such apparently different systems have suggested the existence of a deeper correspondence in the underlying physical properties¹⁵, and one may hope that, any general insight or understanding gained in these phenomena may guide research in other fields. Among the schemes proposed in this context, perhaps the most successful are the scaling-renormalization group¹⁵ and Self-Organized Criticality²⁵. Within these frameworks many phenomena have been qualitatively explained in terms of a set of logical, coherent and simple rules, but it is generally difficult to adapt them to specific situations and obtain quantitative predictions. In this letter, starting from a laboratory experiment on sheared granular matter we propose a model which quantitatively reproduces the observations and, at the same time, is based on a simple but intuitive hypothesis which sheds light on the similarities between different phenomena.

The present experimental setup consists of a circular Couette cell filled with monodisperse glass beads. An annular plate is driven over the surface of the cell by a motor *via* a torsion spring, exerting a shear stress on the granular medium (Fig. 1). A detailed description of the setup is provided in the methods section. As the spring winds up, the torque on the plate increases until the plate slips. We focus our analysis on the stick-slip regime, observed at low driving angular velocities when the system cannot support a steady sliding regime. The apparatus allows us to measure the deflection of the torsion spring and the angular position θ of the plate as functions of time,

from which, by Eq. (1), we obtain the instantaneous position and velocity of the plate, and the reaction torque F of the medium:

$$I\ddot{\theta} = k(Vt - \theta) - F, \quad (1)$$

where I is the inertia of the disk, k is the stiffness of the torsional spring, and V is the angular velocity of the driving motor. The first term on the righthand side is simply the force exerted by the spring. The motion of the plate is counteracted by the "friction" F exerted by the medium.

The typical instantaneous velocity signal displays a very erratic behavior with pulses of widely fluctuating magnitudes (see Fig. 2a), and its probability density distribution obeys a power-law. The presence of power law statistics in the stick-slip phase of a sheared granular was first reported some years ago in slightly different experiments^{11,12} The present experiments show in addition that the exponent of the distributions decreases with the imposed shear rate, like those reported in Fig. 3. Moreover, the cutoff of the distribution decays exponentially and is found to be almost independent of the shear rate.

In order to get a more complete characterization of the system behavior, as is commonly done in crackling noise experiments¹⁵, a duration T and a size S are associated to each pulse; in this case S is equal to the angular slip of the plate during the pulse (see Fig. 2c). The distributions of T and S , measured for different values of the driving angular velocity V , are reported in Fig. 4. They display a power law at small scales as does the instantaneous velocity,

the distinguishing feature of crackling noise¹⁵, but here this is followed by a characteristic peak at larger scales. It can be verified that the position of the peaks does not depend on the driving velocity V , while variations of the scaling exponent are seen with V .

The complexity of this behavior is entirely contained within F of Eq. (1), the instantaneous frictional torque. Because of the disordered arrangement of grains, forces propagate within the medium via a complicated network in which both elastic and frictional interaction play fundamental roles²⁶. Moreover the network is constantly evolving in a pseudo-plastic way²⁷, and so a detailed force description represents a formidable problem with a very large number of interdependent degrees of freedom. Nevertheless, the present situation proposes itself as one in which an effective description of the resultant from such a complicated dynamics is viable.

One paradigm of such situation is the Brownian motion. Indeed, it will be seen that the same approach which allows a simplified description of the diffusion of a particle in a liquid, also yields the right scheme for an extremely simplified but highly effective description of the present non-equilibrium system.

The friction term F is, in principle, a random function which may depend on a variety of state variables³. Once the Brownian force hypothesis is adopted, however, the fluctuating nature of this force may be accounted for by retaining only the dependence on the position and velocity of the disk, i.e. to assume $F = F(\theta, \dot{\theta})$. As an additional assumption, we split F into two

additive terms: In the first of them, the dependence on velocity is confined to a deterministic law, analogous to the viscous reaction of a fluid, while the second term is independent of the velocity and introduces the fluctuating part: $F(\theta, \dot{\theta}) = \bar{F}(\dot{\theta}) + F_f(\theta)$.

In Fig. 5a we report the value of the friction torque as a function of the instantaneous angular velocity of the plate. Once fluctuations have been averaged out, a clear velocity dependence is seen, with strain-rate weakening at low velocity followed by strengthening at high velocity. These features, not present in the viscous reaction of a Newtonian fluid, are responsible for the stick-slip instability. An adequate fit of the experimental data is provided by a rate dependent friction law of the type

$$\bar{F}(v) = F_0 + \gamma(v - 2v_0 \ln(1 + v/v_0)), \quad (2)$$

where F_0 is the average static friction torque, v_0 corresponds to the minimum in the average torque and γ is the high velocity damping (see Fig. 5a).

It is interesting to note that Eq. (2) also accurately describes the friction law observed in dry solid-on-solid friction²⁸ (in the steady sliding regime), one more fact pointing to the necessity for general laws describing different and complex situations. Previous work have shown that the friction force from granular materials is not a single valued function of the velocity during a single slip event⁶. Our analysis does not contradict this observation, since the result displayed in Fig. 5a describes only the average over different slip

events.

The fluctuating part of the friction torque is, as discussed above, a direct consequence of the disordered structure of the force chain network present in the granular medium. As the disk slips by a small angle $\delta\theta$, one expects that the friction torque is increased or decreased by a small random amount δF_f , reflecting a limited rearrangement in the granular structure. On the other hand, under subsequent or large slips, rearrangement of grains will be more complete, and the random torque will eventually decorrelate. The simplest mechanism to account for these qualitative features is the stochastic process named after Ornstein and Uhlenbeck:

$$\frac{dF_f}{d\theta} = \eta(\theta) - a\theta, \quad (3)$$

where η is an uncorrelated noise term extracted from a Gaussian distribution, i.e. $\langle \eta(\theta)\eta(\theta') \rangle = D\delta(\theta - \theta')$, where D is the noise variance. It is important to note that the independent variable here is the angular position θ instead of the time t . The parameter a determines the inverse correlation length and can be estimated by the power spectrum $S(\omega)$ of the process. In fact this latter is related to the correlation function by the Wiener-Kintchine theorem. For the process above the power spectrum is given by

$$S(k) = \left\langle \left| \int d\theta F_f(\theta) \exp(-i\theta k) \right|^2 \right\rangle = \frac{2D}{a^2 + k^2}. \quad (4)$$

The power spectrum measured in the experiment is shown in Fig. 5b. It is

seen that despite the simplicity of Eq.(3), the related Lorentzian spectrum of Eq.(4) compares quite well with the actual spectrum and allows estimation of the inverse correlation length a . Once the parameters a , D , F_0 , γ and v_0 have been extracted from the data, the equation of motion (1) is integrated numerically, and a stochastic velocity signal is obtained, to be compared with the experiments. It is found that the model reproduces the complex phenomenology of the granular dynamics, despite being based on few mean-value parameters whose values are directly measured from the system in study. Examples of the statistics resulting from the model are compared to experimental data in Fig. 3 and Fig. 4. Naturally, the description is not perfect, as seen for instance by the deviation of the model curves from the data, or by the fact that best results are obtained by using for I a value which is slightly larger than the bare disk inertia (though this may indicate the mobilization of a shear band of a few granular layers²⁹). Results might be refined by improving the approximation for the power spectrum, which contains the correlation properties of the system. However the simplicity of the proposed model is quite attractive and suggests the tantalizing idea that similar phenomena observed in different contexts would be described effectively by similar general processes.

This idea is supported by the observation that a similar process emerges in a context that is very different from the present one, specifically that of ferromagnetic materials. The equation of motion we adopt to describe granular media is very similar to the one employed for domain wall motion³⁰. The

latter reproduces quantitatively the statistical properties of the Barkhausen noise recorded during magnetic hysteresis. In particular, the granular equation reduces to the domain wall model in the limits $V \gg v_0$ and $\gamma \gg I \cdot V$, as is appropriate for ferromagnetic materials where inertia is negligible. The random structure of the friction force in the case of domain walls is due to the inhomogeneities present in the material and the correlation properties result from a summation of the pinning forces along the domain wall³¹, while here they are due to the formation and destruction of force chains. The domain wall model is exactly solvable and predicts a power law dependence for the distribution of velocities, slip sizes and durations³⁰. Even in this case the exponents of these distributions decrease linearly with the driving rate. In ferromagnets the exponential cutoff to the power law is inversely proportional to the demagnetizing factor³¹, which correspond to the spring constant in the shearing experiment. A summary of the mapping between granular matter and magnetic domain walls is reported in Table 1. The peaks observed at high values of the argument in the distributions of the granular case are due to the combined effect of inertia and the shear rate weakening frictional torque. This idea is confirmed by the fact that the peak in the duration distribution scales as $T_p \sim \sqrt{I/k}$, as predicted by the deterministic motion obtained by suppressing friction fluctuations in Eq. (1). It is the effect of the fluctuations that gives rise to the power law parts of the distributions. Of course the next step is to obtain both the friction terms from microscopic models of the granular media.

The results presented here, supported by the results for the Barkhausen effect in ferromagnets³⁰, indicate that a Brownian scheme for the description of random forces evolution in dissipative systems driven by an external force may constitute an effective approach of general validity. In fact, they show that the contemporary action of a dissipative deterministic term and of a Brownian fluctuating term is sufficient to reproduce at a good quantitative level the system dynamics. Similar analysis of different systems exhibiting "crackling noise" will constitute a proving ground for these ideas.

Methods

Our experimental set-up consists of a Couette cell made by circular channel containing mono-disperse 2mm glass beads. An annular plate is driven over the top surface of the channel by a motor through a torsion spring with stiffness k . In most of the experiments we employ a spring of stiffness $k = 0.36\text{N}$, but we also consider different values (i.e. $k = 0.12\text{N}$ and 0.9N). To ensure a granular shearing plane, the annular top plate has a layer of beads glued to its lower surface, though, to avoid individual grains jamming the system at the boundary, this layer of beads does not extend the full width of the channel. The system is initialized before each experiment by pouring the medium into the channel, then the system is run at a slow velocity V ($\simeq 0.01 \text{ rad/s}$) for a long time, in order to approach a stationary state. We have observed that the mean torque approaches a steady-state after the order of 100 revolutions. Our measurements from the device consist of the angular position of the top plate and the deflection of the torsion spring, sampled

1 kHz with an error $\simeq 10^{-4}$ rad. From this, with knowledge of the torsion spring constant and the moments of inertia of the plate, we obtain angular velocity and acceleration, instantaneous torque and work done by the spring. Experiments are performed varying the driving angular velocity V in the range 10^{-4} - 10^{-1} rad/s, corresponding to the stick-slip regime.

References

1. Reynolds, O. On the dilatancy of media composed of rigid particles in contact, *Phil. Mag.* **20**, 469-481 (1885).
2. Taylor, D. W. *Fundamentals of soil mechanics*, New York, Wiley, (1948).
3. Marone, C. Laboratory-derived friction laws and their application to seismic faulting *Annu. Rev. Earth Planet* **26** , 643-696 (1998).
4. Segall, P. & Rice, J.R. Dilatancy, compaction, and slip instability of a fluid infiltrated fault *J. Geoph. Res.* **100**, 22155-22171 (1995).
5. Bagnold, R.A. The shearing and dilatation of dry sand and the 'singing' mechanism, *Proc. Roy. Soc.* **195** , 219-232 (1966).
6. Nasuno, S., Kudrolli, A. & Gollub, J.P. Friction in Granular Layers: Hysteresis and Precursors *Phys. Rev. Lett* **79**, 949-952 (1997).
7. Lacombe, F., Herrmann, H. J. & Zapperi, S. Dilatancy and friction in granular media *E. Phys. J. E* **2**, 181-189 (2000).

8. Thompson, P.A. & Grest, G. S., Granular flow: Friction and the dilatancy transition *Phys. Rev. Lett.* **67**, 1751-1754 (1991).
9. Tillemans, H. J. & Herrmann, H. J. Simulating Deformations of Granular Solids under Shear, *Physica A* **217**, 261-288 (1995)
10. Miller, B., O'Hern, C. & Behringer, R. P. Stress Fluctuations for Continuously Sheared Granular Materials *Phys. Rev. Lett.* **77**, 3110-3113 (1996).
11. Dalton, F. & Corcoran, D. Self-organized criticality in a sheared granular stick-slip system *Phys. Rev. E* **63**, 61312-61315 (2001).
12. Dalton, F. & Corcoran, D. Basin of attraction of a bounded self-organized critical state *Phys. Rev. E* **65**, 31310-31314 (2002).
13. Albert, R., Pfeifer, M. A., Barabási, A.-L. & Schiffer, P. Slow Drag in a Granular Medium *Phys. Rev. Lett.* **82**, 205-208 (1999).
14. Geng, J. & Behringer, R. P., Slow drag in two-dimensional granular media *Phys. Rev. E* **71**, 11302-11320 (2005)
15. Sethna, J., Dahmen, K. A. & Myers, C. R. Crackling noise *Nature* **410**, 242-244 (2001).
16. Barkhausen, H. Zwei mit hilfe der neuen verstärker entdeckte erscheinungen *Physik Z.* **20**, 401-403 (1919).
17. Bertotti, G. *Hysteresis in Magnetism*. Academic Press, San Diego (1998).

18. Field, S., Witt, J., Nori, F. & Ling, X. Superconducting vortex avalanches *Phys. Rev. Lett.* **74**, 1206-1209 (1995).
19. Petri, A., Paparo, G., Vespignani, A., Alippi, A. & Costantini, M. Experimental Evidence for Critical Dynamics in Microfracturing Processes *Phys. Rev. Lett.* **73**, 3423-3426 (1994).
20. Garcimartín, A., Guarino, A., Bellon, L. & Ciliberto, S. Statistical Properties of Fracture Precursors *Phys. Rev. Lett.* **79**, 3202-3205 (1997).
21. Ananthakrishina, G., Noronha, S. J., Fressengeas, C. & Kubin, L. P. Crossover from chaotic to self-organized critical dynamics in jerky flow of single crystals *Phys. Rev. E* **60**, 5455-5462 (1999).
22. Miguel, M. C., Vespignani, A., Zapperi, S., Weiss, J. & Grasso, J. R. Intermittent dislocation flow in viscoplastic deformation, *Nature* **410**, 667-671 (2001).
23. Gutenberg, B. & Richter, C. F. Frequency of Earthquakes in California Bull. Seismol. Soc. Amer **34** 185-188 (1944).
24. Main, I. “Statistical physics, seismogenesis, and seismic hazard” Rev. Geoph. **34** 433-362 (1996).
25. Jensen, H. J. *Self-organized Criticality: Emergent Complex Behavior in Physical and Biological Systems*, Cambridge University Press (1996).

26. Goldenberg, C & Goldrith, I. Friction enhances elasticity in granular solids *Nature* **433**, 188-191 (2005).
27. Majmudar, T. S. & Behringer, R. P., Contact force measurements and stress-induced anisotropy in granular materials *Nature* **435**, 1079-1082 (2005).
28. Heslot, F., Baumberger, T., Perrin, B., Caroli, B. & Caroli, C. Creep, stick-slip, and dry-friction dynamics: Experiments and heuristic model *Phys. Rev. E* **49**, 4973-4988 (1994).
29. Francois, B., Lacombe, F. & Herrmann, H. J. Finite width of shear zones *Phys. Rev. E* **65**, 31311-31317 (2002).
30. Alessandro, B., Beatrice, C., Bertotti, G. & Montorsi, A. Domain wall dynamics and barkhausen effect in metallic ferromagnetic materials. i. Theory *J. Appl. Phys.* **68**, 2901-2908 (1990).
31. Zapperi, S., Cizeau, P., Durin, G. & Stanley, H. E. Dynamics of a ferromagnetic domain wall: avalanches, depinning transition and the barkhausen effect *Phys. Rev. B* **58**, 6353-6366 (1998).

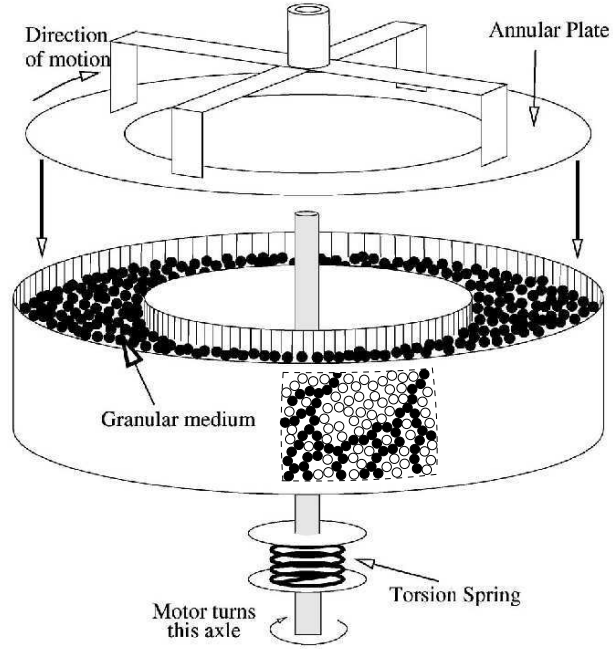


Figure 1: Schematic diagram of the experimental shearing apparatus.

slip	θ	domain wall jump
shear rate	kV	magnetic field rate
spring constant	k	demagnetizing factor
frictional damping	γ	eddy current damping
random friction	F_f	pinning forces
disk inertia	I	domain wall mass

Table 1: Table of correspondences between physical quantities for the shear response of a granular medium and the domain wall motion in a ferromagnetic material.

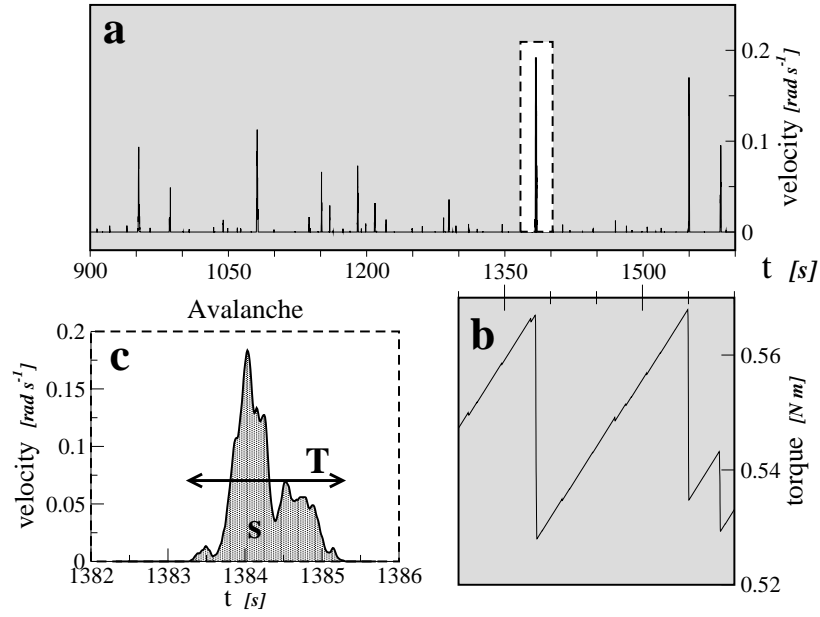


Figure 2: The experimentally measured signals: **a**, instantaneous velocity of the disk; **b**, instantaneous torque exerted by the spring; **c**, definition of duration and size of a single slip event.

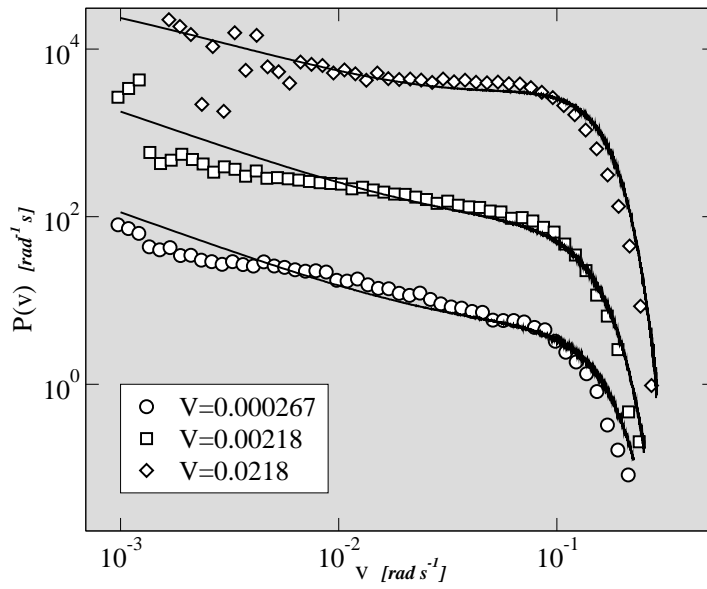


Figure 3: The experimentally measured distribution of disk velocities for different values of the driving angular velocity V . A similar power law distribution with drive dependent exponent and exponential cutoff is also observed for domain wall velocities in ferromagnets. The lines are obtained from the numerical integration of Eqs. (1-3) using parameters value extracted from the experiments.

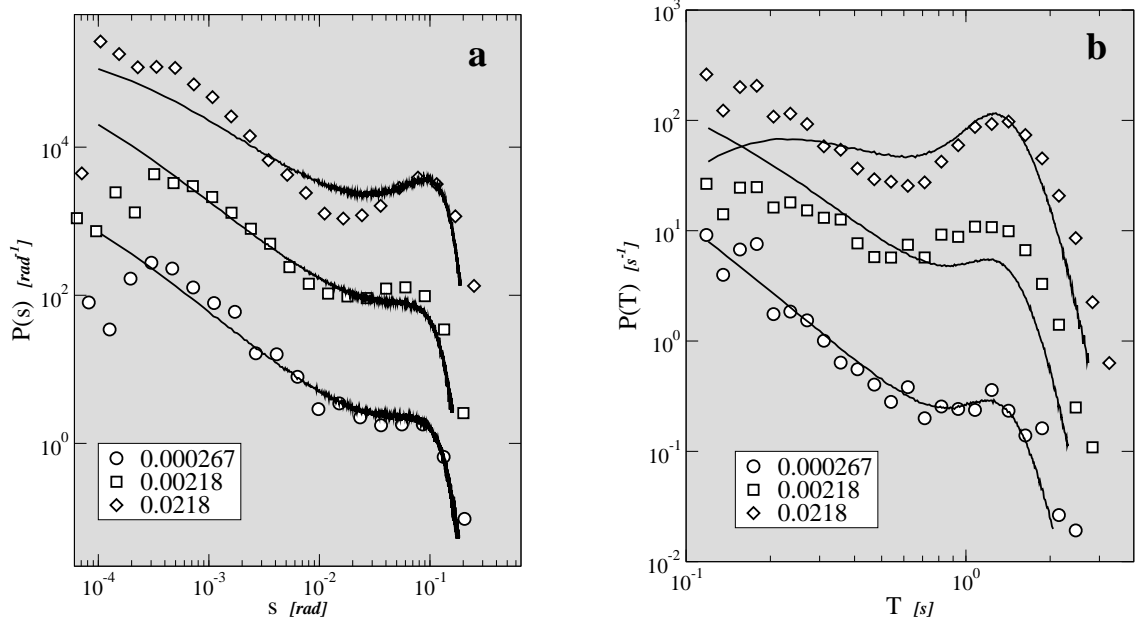


Figure 4: Probability distributions, for different values of the driving angular velocity: **a**, slip sizes; **b**, durations. The lines are the results from the numerical integration of Eqs. (1-3).

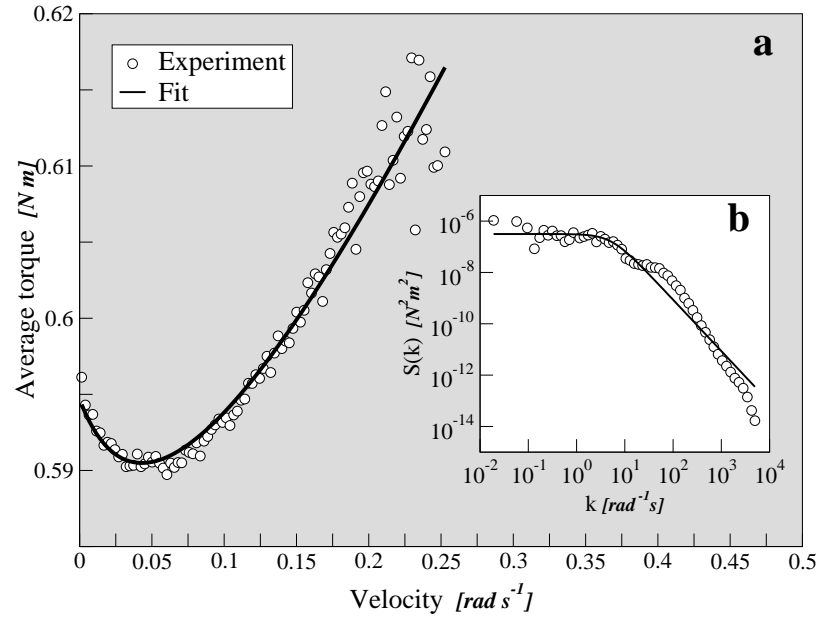


Figure 5: Frictional torque: **a**, average velocity dependence; **b**, power spectrum of the random frictional torque.