

Low frequency Rabi spectroscopy for a dissipative two-level system

Ya. S. Greenberg,¹ E. Il'ichev,² and A. Izmalkov²

¹*Novosibirsk State Technical University, 20 K. Marx Ave., 630092 Novosibirsk, Russia*

²*Institute for Physical High Technology, P.O. Box 100239, D-07702 Jena, Germany*

(Dated: February 8, 2020)

We have analyzed the interaction of a dissipative two level quantum system with high and low frequency excitation. The system is continuously and simultaneously irradiated by these two waves. If the frequency of the first signal is close to the level separation the response of the system exhibits undamped low frequency oscillations whose amplitude has a clear resonance at the Rabi frequency with the width being dependent on the damping rates of the system. The method can be useful for low frequency Rabi spectroscopy in various physical systems which are described by a two level Hamiltonian, such as nuclei spins in NMR, double well quantum dots, superconducting flux and charge qubits, etc. As the examples, the application of the method to a nuclear spin and to the readout of a flux qubit are briefly discussed.

PACS numbers: 03.67.Lx , 85.25.Cp, 85.25.Dq

It is well known that under resonant irradiation a quantum two level system (TLS) can undergo coherent (Rabi) oscillations. Such oscillations occur if microwaves are in resonance with the spacing between the energy levels. In this case the level occupation probability will oscillate with a frequency proportional to the amplitude of the resonant field [1]. The effect is widely used in molecular beam spectroscopy [2], and in quantum optics [3].

More formally, for a TLS at the presence of n photons the nonzero matrix element between the $|0\rangle$, $|n\rangle$ and $|1\rangle$, $|n-1\rangle$ states provides low frequency (Rabi) splitting of these states [4],[5]. Therefore at low frequencies a TLS with a resonant excitation can be considered as an effective TLS with a splitting close to the Rabi frequency.

In this work we propose a low frequency, or Rabi spectroscopy of a TLS. We consider a TLS which is irradiated continuously by two external sources. The first with a frequency ω_0 , which is close to the energy gap between the two levels, excites the low frequency Rabi oscillations. Normally, Rabi oscillations are damped out with a rate, which is dependent on how strongly the system is coupled to the environment. However, if a second low frequency source is applied simultaneously to TLS it responds with persistent low frequency oscillations. The amplitude of these low frequency oscillations has a resonance at the Rabi frequency with the width being dependent on the damping rates of the system.

Note, that this approach has a well known classical analog. Indeed, a damping rate of a classical oscillator can be easily obtained from its amplitude-frequency characteristics.

We start with a Hamiltonian of a driven TLS, which is subjected to both high and low frequency excitation:

$$H = \frac{\Delta}{2}\sigma_x + \frac{\varepsilon}{2}\sigma_z - \sigma_z F \cos \omega_0 t - \sigma_z G(t). \quad (1)$$

Here the first two terms describe an isolated TLS, which can model a great variety of situations in physics and

chemistry: from a spin 1/2 particle in a magnetic field to superconducting flux and charge qubits [6], [7]. In order to be exact we consider the first two terms in (1) to describe a double-well system where only the ground states of the two wells are occupied, with Δ being the energy splitting of a symmetric ($\varepsilon = 0$) TLS due to quantum tunnelling between two wells. The quantity ε is the bias, the external energy parameter which makes the system asymmetric. The last two terms in (1) describe the interaction with external time-dependent high frequency, F , and low frequency, G fields which modulate the energy asymmetry between the two wells.

Hamiltonian (1) is written in the localized state basis, i.e., in the basis of states localized in each well. In terms of the eigenstates basis, which we denote by upper case subscripts for the Pauli matrices $\sigma_X, \sigma_Y, \sigma_Z$, Hamiltonian (1) reads:

$$H = \left[\frac{\Delta}{\Delta_\varepsilon} F \cos \omega_0 t + \frac{\Delta}{\Delta_\varepsilon} G(t) \right] \sigma_X + \left[\frac{\Delta_\varepsilon}{2} - \frac{\varepsilon}{\Delta_\varepsilon} F \cos \omega_0 t - \frac{\varepsilon}{\Delta_\varepsilon} G(t) \right] \sigma_Z, \quad (2)$$

where $\Delta_\varepsilon = \sqrt{\Delta^2 + \varepsilon^2}$ is the gap between two energy states.

The inclusion of the dissipative environment in Hamiltonian (1), results in the Bloch-Redfield equations for the matrix operators $\sigma_X, \sigma_Y, \sigma_Z$, [8], [9]. For weak driving ($F \ll \Delta$), and for weak coupling of the TLS to the bath these equations can be approximated by Bloch-type equations [10]:

$$\langle \dot{\sigma}_Z \rangle = (2f \cos \omega_0 t + 2g(t)) \langle \sigma_Y \rangle - \Gamma_Z (\langle \sigma_Z \rangle - Z_0), \quad (3)$$

$$\begin{aligned} \langle \dot{\sigma}_Y \rangle &= -(2f \cos \omega_0 t + 2g(t)) \langle \sigma_Z \rangle \\ &+ \left[\frac{\Delta_\varepsilon}{\hbar} - \frac{2\varepsilon}{\Delta} f \cos \omega_0 t - \frac{2\varepsilon}{\Delta} g(t) \right] \langle \sigma_X \rangle - \Gamma \langle \sigma_Y \rangle, \end{aligned} \quad (4)$$

$$\langle \dot{\sigma}_X \rangle = - \left[\frac{\Delta_\varepsilon}{\hbar} - \frac{2\varepsilon}{\Delta} f \cos \omega_0 t - \frac{2\varepsilon}{\Delta} g(t) \right] \langle \sigma_Y \rangle - \Gamma \langle \sigma_X \rangle, \quad (5)$$

where $f = \Delta F / \hbar \Delta_\varepsilon$, $g(t) = \Delta G(t) / \hbar \Delta_\varepsilon$, and $Z_0 = -\tanh(\Delta_\varepsilon / k_B T)$ is the equilibrium polarization of the system in the absence of external excitation sources ($f = 0$, $g = 0$). The angled brackets in Eqs. (3), (4), and (5) denote the trace over reduced density matrix $\rho(t)$, which is obtained by tracing out all environment degrees of freedom: $\langle \sigma_X \rangle = \text{Tr}(\sigma_X \rho(t))$, etc. In order to simplify the problem we assume the relaxation, Γ_Z and dephasing, Γ , rates in (3)-(5) are time-independent, i.e. the rates are slowly varying functions on the scale of Rabi period which is of the order of $1/f$.

The desired solution of Eqs. (3), (4), and (5) is:

$$\langle \sigma_Z \rangle = Z(t), \quad (6)$$

$$\langle \sigma_Y \rangle = Y(t) + A(t) \cos(\omega_0 t) + B(t) \sin(\omega_0 t), \quad (7)$$

$$\langle \sigma_X \rangle = X(t) + C(t) \cos(\omega_0 t) + D(t) \sin(\omega_0 t), \quad (8)$$

where X , Y , Z , A , B , C , and D are slowly varying, as compared to the high frequency ω_0 , quantities.

As is known, a two-level system resonantly irradiated with a high frequency undergoes a low frequency Rabi oscillations. However, if the external low frequency excitation, $G(t)$ is absent ($g = 0$), the Rabi oscillations are damped out. For this case we obtain the following solution: $X = 0$, $Y = 0$, $C = B$, $D = -A$,

$$Z(t) = z^* + z_0 e^{-\Gamma_1 t} + e^{-\Gamma_2 t} (z_1 \cos \omega_R t + z_2 \sin \omega_R t), \quad (9)$$

$$A(t) = a^* + a_0 e^{-\Gamma_1 t} + e^{-\Gamma_2 t} (a_1 \cos \omega_R t + a_2 \sin \omega_R t), \quad (10)$$

$$B(t) = b^* + b_0 e^{-\Gamma_1 t} + e^{-\Gamma_2 t} (b_1 \cos \omega_R t + b_2 \sin \omega_R t), \quad (11)$$

where the relaxation rates, Γ_1 , Γ_2 , and the Rabi frequency ω_R are determined by the equation

$$(\lambda - i\Gamma)^2 (\lambda - i\Gamma_Z) - (\lambda - i\Gamma) f^2 - (\lambda - i\Gamma_Z) \delta^2 = 0. \quad (12)$$

Here λ is the eigenvalue for the oscillation mode, e. g., $Z(t) \approx e^{i\lambda t}$. This cubic equation has simple analytic solutions only for two cases. Firstly, in the absence of a relaxation in Eqs. (3) - (5) ($\Gamma_Z = \Gamma = 0$) we obtain $\Gamma_1 = \Gamma_2 = 0$, $\omega_R = \sqrt{\delta^2 + f^2}$, where δ is the high frequency detuning parameter, $\delta = \omega_0 - \Delta_\varepsilon / \hbar$. Secondly, for $\delta = 0$ we obtain $\Gamma_1 = \Gamma$, $\Gamma_2 = (\Gamma + \Gamma_Z)/2$,

$\omega_R = \sqrt{f^2 - (\Gamma - \Gamma_Z)^2/4}$. For the subsequent derivation we need only the quantities z^* , a^* , b^* which can be determined as the steady state solution of the equations (3), (4), and (5): $z^* = P_Z Z(0)$, $a^* = z^* f \Gamma / (\Gamma^2 + \delta^2)$, $b^* = z^* f \delta / (\Gamma^2 + \delta^2)$, where $P_Z = \frac{\Gamma_Z (\Gamma^2 + \delta^2)}{\Gamma_Z (\Gamma^2 + \delta^2) + f^2 \Gamma}$.

The quantity $P_Z Z_0$ is the nonequilibrium polarization, i. e., the steady state difference of occupation probabilities between two energy levels in the case when the high frequency excitation is applied to the TLS. Therefore, in the absence of the low frequency excitation the Rabi oscillations decay with a rate Γ_2 given by Eq. (12). The main goal of our investigation is to obtain the persistent oscillations of the quantities $Z(t)$ (6), $Y(t)$ (7), $X(t)$ (8) which can be detected with low frequency (compared to the gap) electronic circuitry. In what follows we show that a low frequency signal applied to TLS can sustain the persistent low frequency oscillations of the above mentioned quantities. The amplitude of these oscillations has a clear resonance at the Rabi frequency with the width of the resonance being dependent on the damping rates of the system.

The Eqs. (3), (4), and (5) are analyzed in the presence of a low frequency excitation $G(t)$. We insert Eqs. (6), (7), (8) into (3), (4), and (5), and in accordance with the ideology of rotating wave approximation retain only the low frequency terms. We consider the force G to be small, and therefore neglect the terms which are of second and higher order in G . In addition, we keep only the terms which oscillate within the bandwidth of the Rabi frequency and neglect the terms which are of the order of $\hbar f / \Delta_\varepsilon$, $\hbar \Gamma / \Delta_\varepsilon$, $\hbar \Gamma_Z / \Delta_\varepsilon$. Consequently we obtain the following set of equations for low frequency quantities:

$$\dot{Z} = fA - \Gamma_Z Z \quad (13)$$

$$\dot{Y} = \frac{\Delta_\varepsilon}{\hbar} X - \Gamma Y + 2gz^* - \frac{\varepsilon}{\Delta} fB \quad (14)$$

$$\dot{X} = -\frac{\Delta_\varepsilon}{\hbar} Y - \Gamma X + \frac{\varepsilon}{\Delta} fA \quad (15)$$

$$\ddot{A} + 2\Gamma \dot{A} + (\Omega_R^2 + \Gamma^2)A = f(\Gamma_Z - \Gamma)Z - \Gamma \frac{2\varepsilon}{\Delta} gb^* - \delta \frac{2\varepsilon}{\Delta} ga^* - \frac{2\varepsilon}{\Delta} \dot{g}b^* \quad (16)$$

$$\ddot{B} + 2\Gamma \dot{B} + (\delta^2 + \Gamma^2)B = -\delta fZ + \Gamma \frac{2\varepsilon}{\Delta} ga^* - \delta \frac{2\varepsilon}{\Delta} gb^* + \frac{2\varepsilon}{\Delta} \dot{g}a^* \quad (17)$$

From these equations we can obtain the Fourier components for the slowly varying quantities $A(\omega)$ and $B(\omega)$, and for the low frequency persistent response of the TLS

to a small low frequency excitation, $Z(\omega)$, $Y(\omega)$, and $X(\omega)$: $C(\omega) = B(\omega)$, $D(\omega) = -A(\omega)$,

$$Z(\omega) = g(\omega) \frac{2\varepsilon}{\Delta} f^2 P_Z Z_0 \frac{\delta}{\delta^2 + \Gamma^2} \frac{2\Gamma + i\omega}{s(\omega)}, \quad (18)$$

$$A(\omega) = g(\omega) \frac{2\varepsilon}{\Delta} f P_Z Z_0 \frac{\delta}{\delta^2 + \Gamma^2} \frac{(2\Gamma + i\omega)(i\omega + \Gamma_Z)}{s(\omega)}, \quad (19)$$

$$B(\omega) = -g(\omega) \frac{2\varepsilon}{\Delta} f P_Z Z_0 \frac{\delta}{\delta^2 + \Gamma^2} \frac{1}{(\delta^2 + (\Gamma + i\omega)^2)} \left\{ \frac{f^2 \delta (2\Gamma + i\omega)}{s(\omega)} - \frac{\delta^2 - \Gamma^2 - i\omega\Gamma}{\delta} \right\}, \quad (20)$$

$$Y(\omega) = \frac{\hbar}{\Delta_\varepsilon} \frac{\varepsilon}{\Delta} f A(\omega) + \left(\frac{\hbar}{\Delta_\varepsilon} \right)^2 \left(2g(\omega) P_Z Z_0 - \frac{\varepsilon}{\Delta} f B(\omega) \right) (\Gamma + i\omega), \quad (21)$$

$$X(\omega) = \left(\frac{\hbar}{\Delta_\varepsilon} \right)^2 \frac{\varepsilon}{\Delta} f A(\omega) (\Gamma + i\omega) - \frac{\hbar}{\Delta_\varepsilon} \left(2g(\omega) P_Z Z_0 - \frac{\varepsilon}{\Delta} f B(\omega) \right), \quad (22)$$

where $s(\omega) = (\Omega_R - \omega + i\Gamma)(\Omega_R + \omega - i\Gamma)(i\omega + \Gamma_Z) - f^2(\Gamma_Z - \Gamma)$; $\Omega_R = \sqrt{\delta^2 + f^2}$ is the Rabi frequency in the absence of the damping ($\Gamma_Z = \gamma = 0$).

As can be concluded from these expressions the persistent low frequency oscillations of the spin components $Z(t)$, $X(t)$, $Y(t)$ appear as the response to the low frequency external force, $g(t)$, only in the presence of the high frequency excitation ($f \neq 0$). Exactly at resonance ($\delta = 0$) $A(\omega) = 0$, and $Z(\omega) = 0$, but $B(\omega) \neq 0$. At this point the population of the two levels are equalized, and spin circularly rotates in the XY plane with frequency ω_0 , with the center of the circle being precessed with the frequency ω of the low frequency external source.

As an example we show below the time evolution of the quantity $\langle \sigma_Z \rangle(t) = Z(t)$, obtained from the numerical solution of the equations (3), (4), and (5) where we take a low frequency excitations as $G(t) = G \cos(\omega t)$. The calculations have been performed with initial conditions $\langle \sigma_Z \rangle(0) = 1$, $\langle \sigma_X \rangle(0) = \langle \sigma_Y \rangle(0) = 0$ for the following set of the parameters: $F/h = 36$ MHz, $\Delta/h = 1$ GHz, $\Gamma/2\pi = 4$ MHz, $\Gamma_z/2\pi = 1$ MHz, $\varepsilon/\Delta = 1$, $Z_0 = -1$, $\delta/2\pi = 6.366$ MHz, $\omega/\Omega_R = 1$. As is seen from Fig.1 in the absence of low frequency signal ($G = 0$) the oscillations are damped out, while if $G \neq 0$ the oscillations persist.

The Fourier spectra of these signals are shown on Fig.2 for different amplitudes of low frequency excitation. For $G = 0$ the Rabi frequency is positioned at approximately 26.2 MHz, which is close to $\Omega_R = 26.24$ MHz. With the increase of G the peak becomes higher. It is worth noting

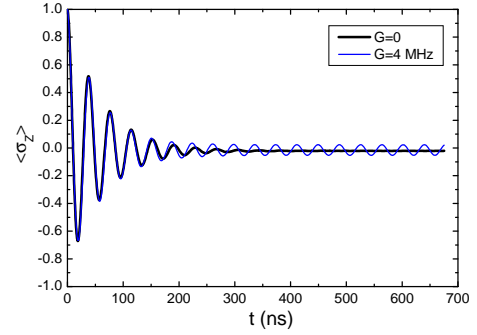


FIG. 1: Time evolution of $\langle \sigma_z \rangle$. (thick) $G=0$, (thin) $G/h = 4$ MHz.

the appearance of the peak at the second harmonic of Rabi frequency. This peak is due to the contribution of the terms on the order of G^2 which we omitted in our theoretical analysis.

The resonance curves for different dephasing rates, Γ are shown on Fig.3. It is seen that the widths of the curves depend on Γ and the positions of the resonances coincide with the Rabi frequency, which is not equal to Ω_R : the actual Rabi frequency depends not only on f and δ , but also on the damping rates Γ_Z and Γ .

The key point of the method we described above is that it allows for the detection of the high frequency response of a TLS at a frequency which is much less than the gap frequency. The low frequency dynamics of the quantities $\langle \sigma_X \rangle$, $\langle \sigma_Y \rangle$, $\langle \sigma_Z \rangle$ bears the information about

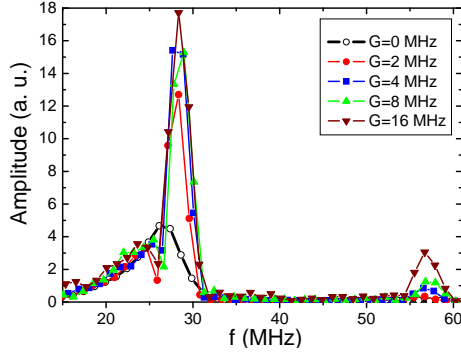


FIG. 2: Fast Fourier transform of $\langle \sigma_z \rangle$ at different amplitudes G/h of low-frequency field.

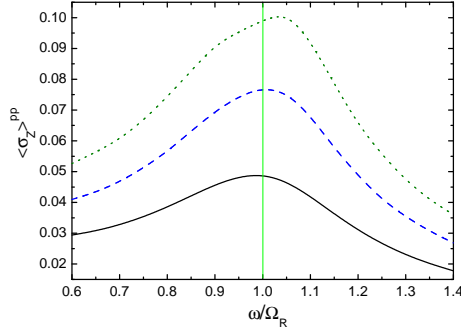


FIG. 3: Peak-to-peak amplitude of $\langle \sigma_z \rangle$ undamped harmonic signal at $t \approx 700$ ns vs ω/Ω_R . $G/h = 4$ MHz, $\Gamma_Z/2\pi = 1$ MHz, (solid curve) $\Gamma/2\pi = 6$ MHz, (dashed curve) $\Gamma/2\pi = 4$ MHz, (dotted curve) $\Gamma/2\pi = 3$ MHz.

the relaxation, Γ_Z , and dephasing, Γ , rates.

The experimental realization of this method (the detection scheme) depends on the problem under investigation. For example, the method can easily be adapted for NMR. In this case the quantities $\langle \sigma_Z \rangle$, $\langle \sigma_X \rangle$, $\langle \sigma_Y \rangle$ are the longitudinal, M_Z , and the transversal polarizations of the sample, M_X , and M_Y . Indeed, from the comparison of the Hamiltonian (2) and the equations of motion (3), (4), (5) with those for nuclear spin ($H = -\vec{\mu}\vec{B}$, $d\vec{\mu}/dt = \gamma[\vec{\mu}\vec{B}]$, where γ is the gyromagnetic ratio), it is clear that the NMR case corresponds to the polarization of a sample with a field B_0 along the z axes with a high frequency excitation $B_1 \cos(\omega_0 t)$ and a low frequency probe $G(t)$ being applied in the ZX plane at an angle θ to the z axis: $B_Z = B_0 + \cos\theta(B_1 \cos(\omega_0 t) + G(t))$, $B_X = -\sin\theta(B_1 \cos(\omega_0 t) + G(t))$, $B_Y = 0$. This analogy allows for the direct application of Eqs. (18)-(22) to the nuclear spin with the following substitutions: $\Delta_\varepsilon = \gamma\hbar B_0$, $\varepsilon/\Delta_\varepsilon = \cos\theta$, $\Delta/\Delta_\varepsilon = \sin\theta$, $f = \gamma B_1 \sin\theta$, $g(\omega) = \gamma G(\omega) \sin\theta$, $\varepsilon/\Delta = \cot\theta$, $Z_0 = M_0$ - the equilibrium magnetization of a sample. In NMR all low frequency components of the magnetization, $Z(\omega)$ (18), $Y(\omega)$ (21), $X(\omega)$ (22), and their combinations are accessible for the measurements.

Another example are the macroscopic quantum TLS, such as superconducting qubits based on mesoscopic Josephson junctions [7]. For these qubits the Rabi oscillations have been detected through the statistics of switching events [11, 12, 13, 14]. The detection of coherent oscillations through a weak continuous measurement of a TLS was proposed [15, 16, 17]. The signature of such oscillations can also be found in the noise spectrum of the TLS, which was recently demonstrated for a superconducting flux qubit [18]. Our method can be directly applied to a persistent current qubit, which is a superconducting loop interrupted by three Josephson junctions [19], [20]. The basis qubit states have an opposing persistent current and the operator of the persistent current in the qubit loop is $\hat{I}_q = I_q \sigma_z$. In eigenstate basis the average current, $\langle \hat{I}_q \rangle$, which is measured directly is: $\langle \hat{I}_q \rangle = \frac{I_q}{\Delta_\varepsilon} (\varepsilon \langle \sigma_Z \rangle - \Delta \langle \sigma_X \rangle)$. The quantities $\langle \sigma_X \rangle$, $\langle \sigma_Z \rangle$ have low frequency parts $X(\omega)$ (22), $Z(\omega)$ (18), therefore, this current can be detected through the variation of its magnetic flux either by a DC SQUID [21] or by a high quality resonant tank circuit inductively coupled to the qubit [22, 23, 24]. For a qubit, which is analogue of a 1/2 spin particle, the quantity $\langle \sigma_Z \rangle(t)$ is directly connected to the probabilities of occupation of the ground, $P_-(t)$, and the excited, $P_+(t)$ states: $\langle \sigma_Z \rangle(t) = P_-(t) - P_+(t)$.

In conclusion, we proposed a method to study the Rabi oscillations in a dissipative TLS by irradiating it with two external sources. Normally, a two-level system driven at resonance frequency experiences damped Rabi oscillations. However, if the system is simultaneously driven with a low frequency field it continues to oscillate with this low frequency without damping and the amplitude of these low frequency oscillations has a clear resonance at the Rabi frequency with the resonance width being dependent on the damping rates. Therefore, the method allows for the experimental determination, in the low frequency domain, of the relaxation and dephasing rates of dissipative two-level systems.

We are grateful to D. Averin, M. Grajcar, A. Korotkov, A. Shnirman, A. Smirnov, A. Zagorskin, A. Maassen van den Brink for fruitful discussions.

The authors acknowledge the support from D-Wave Systems. Ya. G. acknowledges partial support by the INTAS grant 2001-0809. E. I. thanks the EU for support through the RSFQubit project.

-
- [1] I. I. Rabi, Phys. Rev. **51**, 652 (1937).
 - [2] Atomic and Molecular Beams: The State of The Art 2000, (Roger Compargue, ed.) Springer Verlag Telos, 2001.
 - [3] J. M. Raimond, M. Brune, and S. Haroche, Rev. Mod. Phys. **73**, 565 (2001).
 - [4] I. Rau, G. Johansson, and A. Shnirman, Phys. Rev. B **70**, 054521 (2004).

- [5] B. Shore and P. Knight, J. Mod. Opt. **40**, 1195 (1993).
- [6] M. Grifoni, P. Hänggi, Phys. Repts. **304**, 229 (1998).
- [7] Y. Makhlin, G. Schon, and A. Shnirman, Rev. Mod. Phys. **73**, 357 (2001).
- [8] F. Bloch, Phys. Rev. **105**, 1206 (1957); A. G. Redfield, IBM J. Res. Dev. **1**, 19 (1957).
- [9] L. Hartmann, I. Goychuk, M. Grifoni, P. Hanggi, Phys. Rev. E **61**, R4687 (2000).
- [10] S. Saito et al., cond-mat/0403425 (2004).
- [11] Y. Nakamura, Yu.A. Pashkin, and J.S. Tsai., Phys. Rev. Lett. **87**, 246601 (2001).
- [12] D. Vion et al., Science **296**, 886 (2002).
- [13] J.M. Martinis, S. Nam, J. Aumentado, C. Urbina, Phys. Rev. Lett. **89**, 117901 (2002).
- [14] I. Chiorescu et al., Science **299**, 1869 (2003).
- [15] D. V. Averin, cond-mat/0004364.
- [16] A.N. Korotkov and D.V. Averin, Phys. Rev. B **64**, 165310 (2001).
- [17] A.N. Korotkov, Phys. Rev. B **63**, 115403 (2001).
- [18] E. Il'ichev et al., Phys. Rev. Lett. **91**, 097906 (2003).
- [19] J.E. Mooij et al., Science **285**, 1036 (1999).
- [20] T. P. Orlando et al., Phys. Rev. B **60**, 15398 (1999).
- [21] A. Lupascu, et al., Phys. Rev. Lett. **93**, 177006 (2004).
- [22] A. Yu. Smirnov, Phys. Rev. B **68**, 134514 (2003).
- [23] Ya. S. Greenberg et al., Phys. Rev B **66**, 214525 (2002).
- [24] M. Grajcar et al., Phys. Rev. B **69**, 060501(R) (2004).