

Mesoscale theory of grains and cells: crystal plasticity and coarsening

Surachate Limkumnerd¹ & James P. Sethna¹

¹*Laboratory of Atomic and Solid State Physics, Clark Hall, Cornell University, Ithaca, NY 14853-2501, USA*

Solids with spatial variations in the crystalline axes naturally evolve into cells or grains separated by sharp walls. Such variations are mathematically described using the Nye dislocation density tensor. At high temperatures, polycrystalline grains form from the melt and coarsen with time: the dislocations can both climb and glide. At low temperatures under shear the dislocations (which allow only glide) form into cell structures¹. While both the microscopic laws of dislocation motion and the macroscopic laws of coarsening and plastic deformation are well studied, we hitherto have had no simple, continuum explanation for the evolution of dislocations into sharp walls². We present here a mesoscale theory of dislocation motion. It provides a quantitative description of deformation and rotation, grounded in a microscopic order parameter field exhibiting the topologically conserved quantities. The topological current of the Nye dislocation density tensor is derived from a microscopic theory of glide driven by Peach-Koehler forces between dislocations using a simple closure approximation. The resulting theory is shown to form sharp dislocation walls in finite time, both with and without dislocation climb.

Crystals, when formed or deformed, relax by developing walls. Common metals (coins, silverware) are polycrystalline: the atoms locally arrange into grains each with a specific crystalline lattice orientation, separated by sharp, flat walls called *grain boundaries*. When metals are deformed (pounded or permanently bent) new *cell walls*

form inside each grain. Until now, our only convincing understanding of why crystals form walls has been detailed and microscopic. Our new theory provides an elegant, continuum description of cell wall formation as the development of a *shock front* – a phenomenon hitherto associated with traffic jams and sonic booms.

Engineers describe the deformed state of a metal as the sum of two displacement fields. The displacement \mathbf{u} of a point in the material from its original, undeformed position is the sum $\mathbf{u} = \mathbf{u}^E + \mathbf{u}^P$ of an elastic, reversible deformation and a permanent plastic deformation. The evolution of the plastic distortion field $\beta_{ij}^P = \partial_i u_j^P$ is the macroscopic order parameter needed for engineering theories of plasticity. Plastic flow involves the creation and motion of microscopic dislocations, which make the plastic displacement field \mathbf{u}^P multivalued: the change in \mathbf{u}^P around a loop L enclosing a surface S can be written using Stokes theorem as

$$\Delta u_j^P = -\oint_L \beta_{ij}^P dx_i = -\int_S \varepsilon_{ilm} \frac{\partial \beta_{mj}^P}{\partial x_l} dS_i = \int_S \rho_{ij} dS_i \quad (1)$$

where the Nye dislocation density tensor

$$\rho_{ij}(\mathbf{x}) = -\varepsilon_{ilm} \frac{\partial \beta_{mj}^P}{\partial x_l} = \sum_{\alpha} t_i^{\alpha} b_j^{\alpha} \delta(\xi^{\alpha}) \quad (2)$$

measures the net flux of dislocations, each of type α , in a neighbourhood of \mathbf{x} tangent to \mathbf{t} with Burgers vector \mathbf{b} . The Nye tensor involves *coarse-graining*: the summation might represent integration over the dislocations with a Gaussian weighting over some distance scale large compared to the distance between dislocations and small compared to the dislocation structures being modelled. The microscopic statement that dislocations cannot end is manifested in the divergence-free condition $\partial_i \rho_{ij} = 0$, and implies that the time evolution must be given in terms of a current ³⁻⁵ \mathbf{J} :

$$\frac{\partial \rho_{ij}}{\partial t} = -\varepsilon_{ilm} \frac{\partial J_{mj}}{\partial x_l}; \quad (3)$$

from equations (2) and (3) we see that $J_{ij} = \partial \beta_{ij}^p / \partial t$.

This elegant mathematical formulation of the state of a dislocated metal has not hitherto been fleshed out with a microscopic derivation of the current \mathbf{J} , to define the dislocation dynamics. We motivate our evolution law from the microscopic Peach-Koehler force on a section of a dislocation line due to the stress field $\boldsymbol{\sigma}$ present at that point:

$$f_i^{\text{PK}} = -\varepsilon_{ijk} t_j b_l \sigma_{kl}. \quad (4)$$

The current \mathbf{J} of a single dislocation moving with velocity \mathbf{v} is

$$J_{ij} = \varepsilon_{ilm} t_l b_j v_m \delta(\xi). \quad (5)$$

If we treat dislocation glide and climb on an equal footing (a crude model for metals at high temperatures), the dislocation will move in the direction of the applied force $\mathbf{J} \propto \mathbf{f}^{\text{PK}}$. Coarse-graining over the dislocations in the vicinity of a point \mathbf{x} , we find

$$J_{ij} = D(\varepsilon_{ilm} t_l b_j \varepsilon_{mpq} \sigma_{pr} t_q b_r \delta(\xi) - \frac{\lambda}{3} \delta_{ij} \varepsilon_{klm} t_l b_k \varepsilon_{mpq} \sigma_{pr} t_q b_r \delta(\xi)). \quad (6)$$

Here D is a materials constant with units of $[\text{length}]^2[\text{time}]/[\text{mass}]$ giving the mobility of dislocation glide, and we introduce λ to phenomenologically distinguish climb from glide: at $\lambda = 0$ climb and glide have equal mobilities, and at $\lambda = 1$ \mathbf{J} is traceless and hence only glide is allowed. We can rewrite this statement slightly differently by grouping various elements together:

$$J_{ij} = D_{ijkmpqrs} \sigma_{pq} \rho_{kmrs}^{(4)} \quad (7)$$

where $D_{ijkmpqrs} = \frac{D}{2} \left(\delta_{iq} \delta_{jm} \delta_{kr} \delta_{ps} - \delta_{ir} \delta_{jm} \delta_{kq} \delta_{ps} - \frac{\lambda}{3} (\delta_{ij} \delta_{mq} \delta_{kr} \delta_{ps} - \delta_{ij} \delta_{mr} \delta_{kq} \delta_{ps}) \right)$ is an eighth rank isotropic tensor specific to Peach-Koehler model, and $\rho_{kmrs}^{(4)}$ is a higher order Nye dislocation tensor. This implies that the evolution of \mathbf{p} depends upon the new object $\mathbf{p}^{(4)}$. To have an evolution equation that depends only on \mathbf{p} itself, we need to perform a *closure approximation* similar in spirit to Hartree-Fock approximation in many-body physics. There are a few choices for $\mathbf{p}^{(4)} \rightarrow \mathbf{p} \otimes \mathbf{p}$, however, only one guarantees the decrease in elastic energy over time [in preparation by SL & JPS], namely

$$\rho_{ijkm}^{(4)} = \sum_{\alpha} t_i^{\alpha} b_j^{\alpha} t_k^{\alpha} b_m^{\alpha} \delta(\xi^{\alpha}) \approx C \left(\sum_{\alpha} t_i^{\alpha} b_j^{\alpha} \delta(\xi^{\alpha}) \right) \left(\sum_{\alpha'} t_k^{\alpha'} b_m^{\alpha'} \delta(\xi^{\alpha'}) \right) = C \rho_{ij} \rho_{km}, \quad (8)$$

where C has units of distance. Our evolution law for the plastic distortion tensor is

$$\frac{\partial \beta_{ij}^p}{\partial t} = \frac{CD}{2} \left[(\sigma_{ic} \rho_{ac} - \sigma_{ac} \rho_{ic}) \rho_{aj} - \frac{\lambda}{3} \delta_{ij} (\sigma_{kc} \rho_{ac} - \sigma_{ac} \rho_{kc}) \rho_{ak} \right] \quad (9)$$

where \mathbf{p} is a curl of β^p (equation 2), and the stress σ due to the long-range fields of the other dislocations is written as a nonlocal formula of \mathbf{p} , which in Fourier space looks like⁶

$$\tilde{\sigma}_{ij}(\mathbf{k}) = K_{ijkl}(\mathbf{k}) \tilde{\rho}_{kl}(\mathbf{k}), \quad K_{ijkl}(\mathbf{k}) = -\frac{i\mu k_m}{k^2} \left[\varepsilon_{ilm} \delta_{jk} + \varepsilon_{jlm} \delta_{ik} + \frac{2\varepsilon_{klm}}{1-\nu} \left(\frac{k_i k_j}{k^2} - \delta_{ij} \right) \right]. \quad (10)$$

For simplicity, we present solutions to our three-dimensional theory for the special case of systems where the dislocation density varies only along one and two dimensions. In one dimension with variations only along z , our theory becomes local, with stress

$$\boldsymbol{\sigma}(z) = -\mu \begin{pmatrix} \frac{2}{1-\nu}(\beta_{xx}^p + \nu\beta_{yy}^p) & \beta_{xy}^p + \beta_{yx}^p & 0 \\ \beta_{xy}^p + \beta_{yx}^p & \frac{2}{1-\nu}(\nu\beta_{xx}^p + \beta_{yy}^p) & 0 \\ 0 & 0 & 0 \end{pmatrix}, \quad (11)$$

Nye dislocation tensor

$$\rho_{xj} = \partial_z \beta_{yj}^p, \quad \rho_{yj} = -\partial_z \beta_{xj}^p, \quad \rho_{zj} = 0, \quad (12)$$

and evolution law

$$\frac{\partial \boldsymbol{\beta}^p}{\partial t} = -F(\boldsymbol{\beta}^p) \frac{\partial \boldsymbol{\beta}^p}{\partial z} \quad (13)$$

with

$$F(\boldsymbol{\beta}^p) = -\frac{\partial w(\boldsymbol{\beta}^p)}{\partial z} = -D\mu \frac{\partial}{\partial z} \left[\frac{1}{2}(\beta_{xy}^p + \beta_{yx}^p)^2 + (\beta_{xx}^{p^2} + \beta_{yy}^{p^2}) + \frac{\nu}{1-\nu}(\beta_{xx}^p + \beta_{yy}^p)^2 \right]. \quad (14)$$

Interestingly, $w(\boldsymbol{\beta}^p)$ is the linear elastic energy density of the system, the effective force $F(\boldsymbol{\beta}^p)$ is proportional to the z -component of the Peach-Koehler force, and the rate of change of the elastic energy density is simply $-F^2(\boldsymbol{\beta}^p)$ (so the energy decreasing condition is explicit).

Our equation for $\boldsymbol{\beta}^p$ in one dimension is hyperbolic, and forms jump singularities (walls) in finite time. We can show this by using the method of characteristics. The characteristics are the parameterized curves $(t(s), z(s))$ with

$$\frac{dt}{ds} = 1, \quad \frac{dz}{ds} = F(\boldsymbol{\beta}^p). \quad (15)$$

Along these curves,

$$\frac{d\beta^P}{ds} = \frac{dt}{ds} \frac{\partial \beta^P}{\partial t} + \frac{dz}{ds} \frac{\partial \beta^P}{\partial z} = \frac{\partial \beta^P}{\partial t} + F(\beta^P) \frac{\partial \beta^P}{\partial z} = 0, \quad (16)$$

implying (from equation 13) that β^P is constant along the characteristics. Since the slope of $z(s)$ is $F(\beta^P)$, the characteristics are straight lines determined by their initial slopes: singularities must form when the characteristics from different regions begin to cross. This first happens at time $t_{\text{wall}} = \left(|\partial F / \partial z|_{\text{max}} \right)^{-1}$.

Numerical Methods

We simulate systems of spatial extent L in one or two dimensions, with periodic boundary conditions and no external stress: the initial plastic distortion field β^P is a Gaussian random field with mean square amplitude β_0^P and root-mean-square decay length of approximately $L/16$. In one dimension, we use the upwind scheme⁷ as implemented by Press *et al.*⁸ In two dimensions, we calculate σ using Fourier methods and regularize our equations by adding a fourth-order numerical viscosity $-K \nabla^4 \beta_{ij}^P$ to equation (9). (A second-order viscosity $\nabla^2 \beta_{ij}^P$ was not as successful in suppressing the instabilities.) In one dimension, we have checked that the upwind scheme produces the same solution as the viscosity regularization.

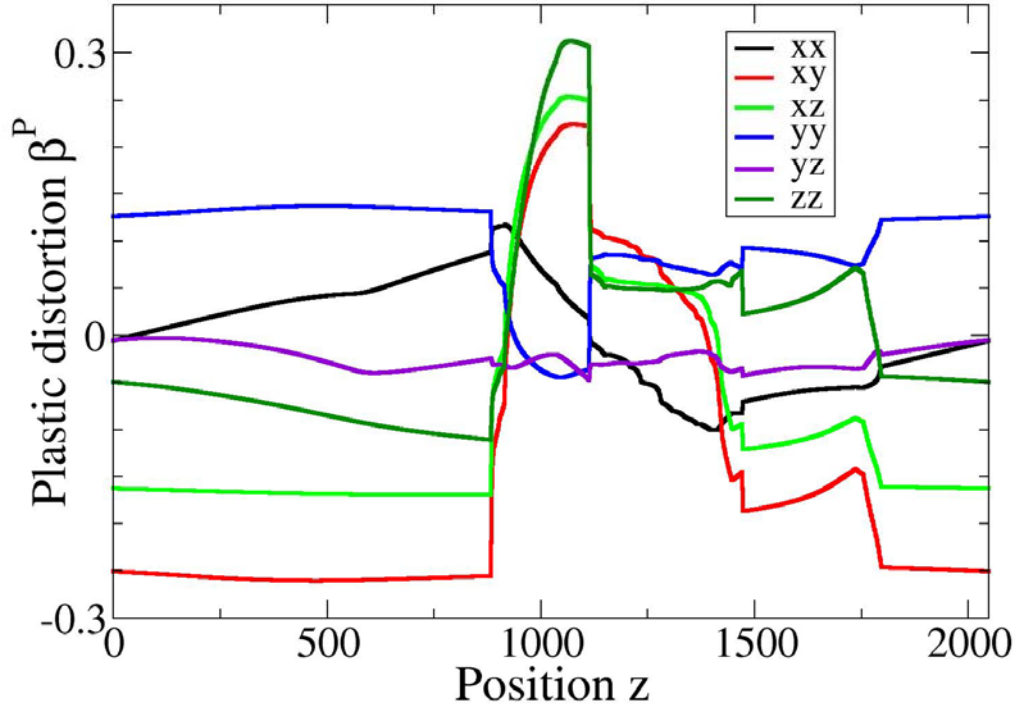


Figure 1: Plastic distortion tensor components β_{ij}^P in one dimension allowing only glide motion, after time $t = 20 L^2/D\mu$, with 2048 mesh points. The shocks or jumps in the values correspond to the cell walls. Walls perpendicular to z that are stress free (satisfying Frank's condition) have no jump in β_{xx}^P , β_{yy}^P or $\beta_{xy}^P + \beta_{yx}^P$.

Figure 1 shows the final state of the plastic distortion β^P in a one-dimensional system evolving under dislocation glide only (corresponding to the plastic deformation, which experimentally leads to cell structure formation). Jump singularities in β^P form after a short time, representing a wall of dislocations and an abrupt change in lattice orientation. The cell walls in our model are not grain boundaries, because they do not correspond to pure, simple rotations (they do not satisfy the Frank conditions⁹). There is a jump in the stress across each cell wall: the glide component of the forces from the two neighboring cells on \mathbf{p} in a wall is equal, opposite, and compressive. Our model

therefore predicts that the cell walls initially formed during low-temperature plastic deformation will not in general obey the Frank conditions, but rather will mediate a stress jump. As our system evolves, new cell walls form (cell refinement^{1,10}) and the existing cell walls evolve to reduce their stress jumps.

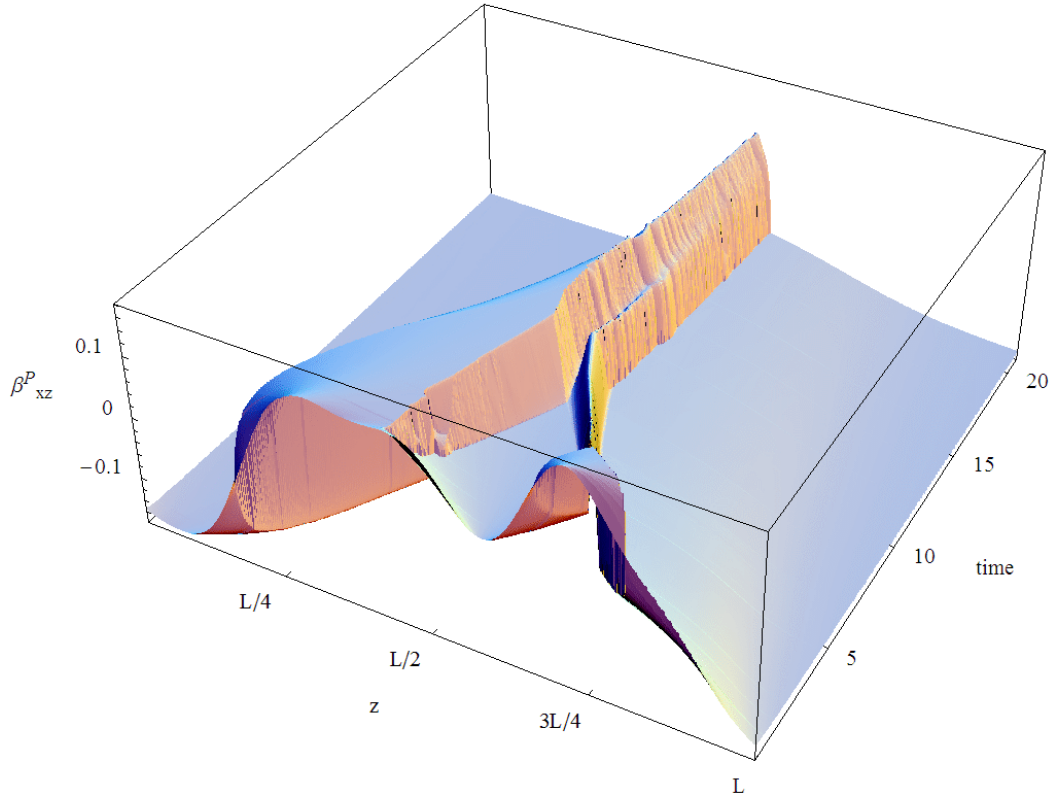


Figure 2: The xz component of the plastic distortion tensor in one dimension up to time $t = 22 L^2/D\mu$, with 2048 mesh points. The evolution allows both glide and climb motions. The walls move and coalesce until only a single wall survives.

Figure 2 shows the evolution of the plastic distortion in a system allowing both glide and climb, corresponding to high-temperature annealing of a plastically deformed structure. Here the initial singularities again are not grain boundaries, but walls of dislocations with net stress jumps. These walls then move in response to the net force

due to other dislocations, and coalesce, coarsening the resulting grain boundary structure.

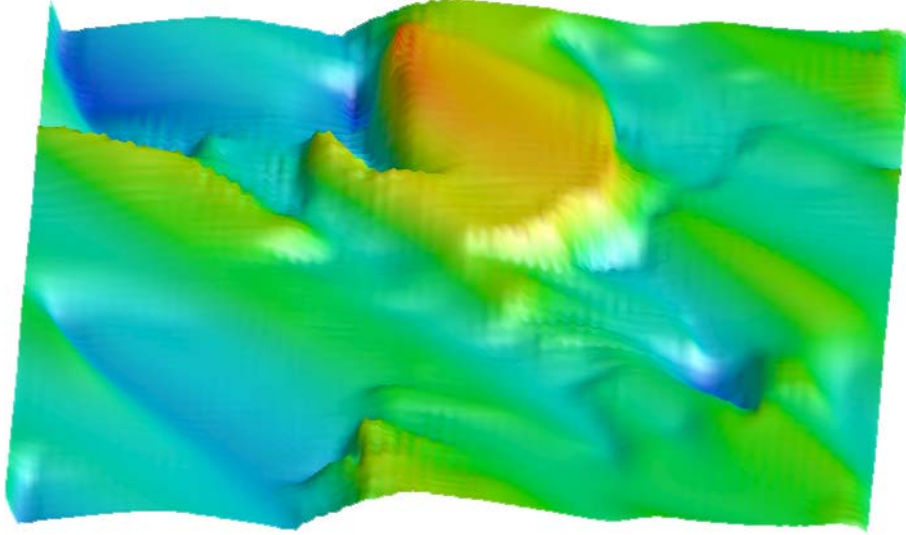


Figure 3: The yz component of the plastic distortion tensor allowing only glide, in two dimensions after time $t = 9.15 L^2/D\mu$.

Figure 3 shows the final state of β^P in a two-dimensional plasticity simulation (with glide and not climb). Notice the formation of sharp walls (mathematically demonstrated above only in one dimension). These walls separate relatively unstrained regions which we identify with the cells formed during plastic deformation. As in the one-dimensional simulations, the cell walls formed at short times have stress jumps.

Our dislocation dynamics theory is minimalist: it ignores many features (geometrically unnecessary dislocations^{[11](#)}, slip systems^{[12](#)}, dislocation tangling, nucleation of new dislocations) that are known to be important in real materials. It does incorporate cleanly and microscopically the topological constraints, long-range forces and energetics driving the dislocation dynamics. The fact that omitting tangling and nucleation still produces cell boundaries is strong evidence for the engineering LEDS (low-energy dislocation structures) hypothesis^{[13,14](#)} that energy is the driving force

behind cell wall formation. Finally our theory, to our surprise, initially forms sharp walls that are not the usual zero-stress grain boundaries.

In condensed-matter physics, crystals are anomalous. Most phases (liquid crystals, superfluids, superconductors, magnets) respond smoothly in space when strained. Crystals, when rotationally strained, form sharp walls separating cells or grains. Our analysis suggests that the formation of these walls can be understood as a shock formation in the dislocation dynamics.

1. Hughes, D. A., Chrzan, D. C., Liu, Q. & Hansen, N. Scaling of misorientation angle distributions. *Mater. Phys. Rev. Lett.* **81**, 4664-4667 (1998).
2. Sethna, J. P. & Huang, M. Meissner effects and constraints, in *1991 Lectures in Complex Systems, SFI Studies in the Sciences of Complexity, Proc. Vol. XV* (eds Nadel L. and Stein D) 267-276 (Addison Wesley, New York, 1992). (cond-mat/9204010)
3. Kosevich, A. M. The deformation field in an isotropic elastic medium containing moving dislocations. *Sov. Phys. JETP* **15**, 108-115 (1962).
4. Mura, T. Continuous distribution of moving dislocations. *Phil. Mag.* **8**, 843-857 (1963).
5. Rickman, J. M. & Vinals, J. Modelling of dislocation structures in materials. *Philos. Mag. A* **75**, 1251-1262 (1997).
6. Mura, T. *Micromechanics of Defects in Solids* 2nd edn, p. 11 (Kluwer Academic Publishers, Dordrecht, 1991).
7. Shu, C. W. & Osher, S. Efficient implementation of essentially non-oscillatory shock-capturing schemes, II. *Jour. Comp. Phys.* **83**, 32-78 (1989).

8. Press, W., Teukolsky, S. A., Vetterling, W. T. & Flannery, B. P. *Numerical Recipes in C++* 2nd edn, Ch. 19, p. 843 (Cambridge University Press, Cambridge, 2002).
9. Read, W. T. *Dislocation in Crystals* p. 183 (McGraw-Hill Book Company, Inc, New York, 1953).
10. Sethna, J. P., Coffman, V. R. & Demler, E. Scaling in plasticity-induced cell-boundary microstructure: fragmentation and rotational diffusion. *Phys. Rev. B* **67**, 184107 (2003).
11. Zaiser, M., Miguel, M. C. & Groma, I. Statistical dynamics of dislocation systems: the influence of dislocation-dislocation correlations. *Phys. Rev. B* **64**, 224102 (2001).
12. Mika, D. P. & Dawson, P. R. Polycrystal plasticity modelling of intracrystalline boundary textures. *Acta. Mater.* **47**, 1355-1369 (1999).
13. Kuhlmann-Wilsdorf, D. Theory of plastic deformation: properties of low energy dislocation structures. *Mater. Sci. Engr.* **A113**, 1-41 (1989).
14. Kuhlmann-Wilsdorf, D. Technological high strain deformation of ‘wavy glide’ metals and LEDS. *Physica Status Solidi (a)* **149**, 225-241 (1995).

Supplementary Information accompanies the paper on *Nature*’s website (<http://www.nature.com>).

We would like to thank Jean-Phillipe Bouchaud, Valerie Coffman, Paul Dawson, Matthew Miller, Markus Rauscher, Wash Wawrzynek, and Steven Xu for helpful instruction on plasticity and numerical methods, and funding from NSF grants ITR/ASP ACI0085969 and DMR-0218475.