

Landscape of solutions in constraint satisfaction problems

Marc Mézard,¹ Matteo Palassini,^{1,2} and Olivier Rivoire¹

¹*Laboratoire de Physique Théorique et Modèles Statistiques, Université Paris-Sud, F-91405 Orsay, France.*

²*Departament de Física Fonamental, Universitat de Barcelona, Diagonal 647, E-08028 Barcelona, Spain.*

(Dated: May 24, 2019)

We present a theoretical framework for characterizing the geometrical properties of the space of solutions in constraint satisfaction problems, together with practical algorithms for studying this structure on particular instances. We apply our method to the coloring problem, for which we obtain the total number of solutions and analyze in detail the distribution of distances between solutions.

PACS numbers: 05.70.Fh, 89.20.Ff, 75.10.Nr, 02.70.-c

Constraint satisfaction problems (CSPs) offer a unified language describing many complex systems. Originally investigated by computer scientists in relation with algorithmic complexity [1], CSPs have recently attracted much interest within the physics community, following the discovery of their close ties with spin-glass theory [2, 3]. They are currently used to tackle systems as diverse as, among others, error-correcting codes [4], rigidity models [5], and regulatory genetic networks [6]. The ubiquity of CSPs stems from their general nature: given a set of N discrete variables subject to M constraints, a CSP consists in deciding whether there are assignments of the variables satisfying all the constraints. Of special interest is the class of NP-complete problems [1], for which no algorithm is known that guarantees to decide the satisfiability of a problem instance in a time polynomial in N . A well-studied example is the q -coloring problem (q -COL): given a graph with N nodes and M edges connecting certain pairs of nodes, and given q colors, can we color the nodes so that no two connected nodes share a common color?

Much insight into CSPs is gained by focusing on *typical* instances drawn from an ensemble with a fixed density of constraints $\alpha = M/N$. As α is varied, a threshold phenomenon is generically observed. Below a critical value α_c , instances are typically satisfiable (SAT phase): at least one satisfying assignment (or *solution*) exists with probability one when $N \rightarrow \infty$; above α_c they are typically unsatisfiable (UNSAT phase). The running time of algorithms often increases greatly near α_c [7].

CSPs enter the standard framework of statistical physics by associating to each assignment of the N variables $\sigma \equiv \{\sigma_i\}_{i=1}^N$ an energy $E[\sigma]$ defined as the number of constraints violated by σ . The satisfiability problem reduces to the determination of the ground-state energy $E_0 = \min_{\sigma} E[\sigma]$: if $E_0 > 0$ the instance is UNSAT, if $E_0 = 0$ it is SAT. In recent years, several methods borrowed from statistical physics [3, 8, 9] have pointed to the existence of a *second* threshold $\alpha_d < \alpha_c$, associated with *clustering* of the space \mathcal{S} of all solutions. For $\alpha < \alpha_d$ (Easy-SAT phase), \mathcal{S} is typically connected: any two solutions are joined by a path of moves involving

a finite number of variables. For $\alpha_d < \alpha < \alpha_c$ (Hard-SAT phase), \mathcal{S} is typically disconnected: solutions gather into clusters far apart from each other (as illustrated in Fig. 1a), which can only be joined by moves involving a finite *fraction* of the variables. This scenario, which has been confirmed rigorously in some cases [10, 11], suggests that computational hardness may be caused by the trapping of local algorithms in *metastable* clusters, which are exponentially more numerous than clusters of solutions.

In this Letter, we introduce methods to analyze in detail the structure of the solution space of CSPs in the Hard-SAT phase. The first aspect we analyze is the entropic structure. A cluster λ typically contains an exponential number of solutions, $\mathcal{M}_{\lambda} \asymp \exp(Ns_{\lambda})$, where s_{λ} is the internal entropy of λ (we write $a_N \asymp b_N$ when $\ln a_N / \ln b_N \rightarrow \text{const.}$ as $N \rightarrow \infty$). We introduce the *entropic complexity* $\Sigma_s(s)$ that counts the number $\mathcal{N}_N(s) \asymp \exp[N\Sigma_s(s)]$ of clusters with internal entropy s , and a method for computing $\Sigma_s(s)$ and the total entropy s_{tot} , yielding the total number of solutions, $|\mathcal{S}| \asymp \exp(Ns_{\text{tot}})$, for individual instances of any CSP. The problem of counting the number of solutions of a CSP is in general $\#P$ -complete [1, 12], a class of problems even harder than NP-complete [13]. Estimating $|\mathcal{S}|$ is important in applications such as graph reliability (computing the probability that a graph remains connected upon edge failure) [12], or computing partition functions.

A second, related aspect of the structure of \mathcal{S} is its geometry. We introduce a method to compute the *geometric complexity* $\Sigma_d(d)$, which counts the number of clusters at a given distance from a reference assignment (see Fig. 1a), and the related *weight enumerator function*, of direct interest in coding theory [14]. Finally, we indicate several generalizations of these methods.

Our methods are based on extensions of the “energetic” cavity method (CM) of Ref. 15. We illustrate them for q -COL and show numerical results for $q = 3$, but we emphasize that any CSP can be studied along the same lines. The energy function associated to q -COL is that of the antiferromagnetic Potts model, $E[\sigma] = \sum_{(i,j)} \delta_{\sigma_i, \sigma_j}$, where $\sigma_i \in \{1, \dots, q\}$ and the sum is over the M graph edges. We study Erdős-Rényi random graphs [16], con-

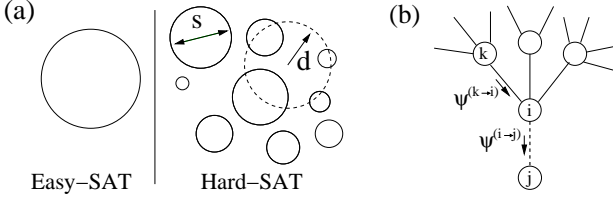


FIG. 1: (a) Illustration of the clustering phenomenon. In the Easy-SAT phase $\alpha < \alpha_d$, all the solutions are connected. In the Hard-SAT phase $\alpha_d < \alpha < \alpha_c$, solutions separate into distinct clusters. (b) Notations used in the cavity approach: the message (cavity field) $\psi_\sigma^{(i \rightarrow j)}$ gives the probability that node i has color σ in the absence of node j .

structed by connecting any pair of nodes with probability $2\alpha/N$. For large N this gives $M = \alpha N$ and a Poisson-distributed connectivity with mean 2α .

In the unclustered phase (“replica symmetric” phase in the language of spin-glass theory) the zero-temperature energetic CM [15] computes the ground state energy recursively by adding one node at a time. For large enough α , there is no longer a unique solution to the recursion. In this regime, the recursion is generalized via the one-step replica symmetry breaking Ansatz (1RSB) to a distributional recursion which can be solved self-consistently, yielding the “energetic” complexity $\Sigma_\epsilon(\epsilon)$, which counts the number $\mathcal{N}_N(\epsilon) \asymp \exp[N\Sigma_\epsilon(\epsilon)]$ of clusters of local minima with energy $E = N\epsilon$. In particular, $\Sigma_\epsilon(0)$ is found positive in an interval $\alpha \in [\alpha_d^{(f)}, \alpha_c]$. The method was applied to q -COL in Refs. 17, 18, that report $\alpha_d^{(f)} \simeq 2.21$, $\alpha_c \simeq 2.34$ for $q = 3$ (see also Fig. 3). The validity of the 1RSB Ansatz in an interval $[\alpha_m, \alpha_{SP}]$ containing α_c was established for q -COL in Ref. 19, using the stability analysis of Ref. 20, with $\alpha_m \simeq 2.25$, $\alpha_{SP} \simeq 2.50$ for $q = 3$.

Counting solutions – The energetic CM has the virtue of being simple enough, and it thus allows a precise determination of α_c , and the development of a powerful new class of algorithms (*survey propagation* [9]). This simplicity is obtained because one focuses only on clusters in which some of the variables are *frozen*, i.e., constrained to adopt a unique value. Computing the entropy requires a more detailed information, and thus a different formalism, as first identified in Ref. 8 within the replica framework. Our approach to computing entropies is illustrated in Fig. 1b. The basic quantity we consider is the number $Z_{\sigma_i}^{(i \rightarrow j)}$ of solutions of the “cavity” graph obtained from the original graph by removing node j , when the color of node i is fixed to σ_i . In the unclustered phase, due to the locally tree-like structure of large random graphs, the quantities $Z_{\sigma_k}^{(k \rightarrow i)}$, with k denoting any of the nodes connected to i except j (in symbols, $k \in i - j$), are independent of each other for large N . Hence a recursion relation holds, $Z_{\sigma_i}^{(i \rightarrow j)} = \prod_{k \in i - j} \sum_{\sigma_k \neq \sigma_i} Z_{\sigma_k}^{(k \rightarrow i)}$. By defining a *cavity field* as the probability of having color σ on node i in the absence of j , $\psi_\sigma^{(i \rightarrow j)} \equiv Z_\sigma^{(i \rightarrow j)} / \sum_\tau Z_\tau^{(i \rightarrow j)}$, the

recursion relation translates to

$$\psi_\sigma^{(i \rightarrow j)} = \hat{\psi}_\sigma^{(i \rightarrow j)}(\{\psi^{(k \rightarrow i)}\}) \equiv \mathcal{Z}^{-1} \prod_{k \in i - j} (1 - \psi_\sigma^{(k \rightarrow i)}) \quad (1)$$

with \mathcal{Z} fixed by normalization. The ensemble of these equations on all oriented links, known as belief propagation equations [21], has a unique solution for $\alpha < \alpha_d$. In general $\alpha_d \leq \alpha_d^{(f)}$ holds, since $\alpha_d^{(f)}$ refers to the onset of clusters with frozen variables while at α_d clusters may also appear in which all variables are unfrozen. It is not difficult to show that the total entropy of the whole graph is given by $Ns_{\text{tot}} = \sum_i \Delta S^{(i)} - \sum_{(i,j)} \Delta S^{(i,j)}$ where, similarly to the energetic CM [3], we need to subtract the link contributions $\Delta S^{(i,j)} = \ln(1 - \sum_\tau \psi_\tau^{(i \rightarrow j)} \psi_\tau^{(j \rightarrow i)})$ from the node contributions $\Delta S^{(i)} = \ln \sum_\tau \prod_{k \in i} (1 - \psi_\tau^{(k \rightarrow i)})$ to avoid double counting. Above α_d , following the 1RSB Ansatz [22] we assume the existence of many clusters and the independence of the quantities $Z_{\sigma_k}^{(k \rightarrow i)}$ within each cluster. We introduce probability distributions of the cavity fields $P^{(i \rightarrow j)}(\psi^{(i \rightarrow j)})$ with respect to the clusters, and generalize the cavity recursion to

$$P^{(i \rightarrow j)}(\psi^{(i \rightarrow j)}) \propto \int \prod_{k \in i - j} dP^{(k \rightarrow i)}(\psi^{(k \rightarrow i)}) \mathcal{Z}(\{\psi^{(k \rightarrow i)}\})^x \delta\left(\psi^{(i \rightarrow j)} - \hat{\psi}^{(i \rightarrow j)}(\{\psi^{(k \rightarrow i)}\})\right) \quad (2)$$

where the Lagrange multiplier $x = \partial_s \Sigma_s(s)$ ensures that only clusters with a given internal entropy s are counted. From the potential

$$N\phi(x) = \sum_i \ln \int \prod_{j \in i} dP^{(k \rightarrow i)}(\psi^{(k \rightarrow i)}) e^{x \Delta S^{(i)}(\{\psi^{(k \rightarrow i)}\})} - \sum_{(i,j)} \ln \int \prod_{\substack{a = \\ (i \rightarrow j), \\ (j \rightarrow i)}} dP^{(a)}(\psi^{(a)}) e^{x \Delta S^{(i,j)}(\psi^{(i \rightarrow j)}, \psi^{(j \rightarrow i)})}, \quad (3)$$

where $\Delta S^{(i)}$, $\Delta S^{(i,j)}$ have the expressions given above, we obtain $\Sigma_s(s)$ via the Legendre transform $s(x) = \partial_x \phi(x)$, $\Sigma_s(x) = \phi(x) - xs(x)$. We have implemented the recursion in Eq. (2) on individual graphs by representing the distributions $P^{(i \rightarrow j)}$ with a population of N_P cavity fields on each oriented link. The resulting message passing algorithm is an entropic generalization of survey propagation [9]. The greater information provided by our entropic CM comes at the price of a greater computational difficulty, due to the continuous nature of the cavity fields.

Figure 2 displays some of our results for 3-COL, for three individual graphs with $N = 5000$. If $[s_{\min}, s_{\max}]$ denotes the interval where $\Sigma_s(s) > 0$ [23], the total entropy of solutions is given by

$$e^{Ns_{\text{tot}}} = \int_{s_{\min}}^{s_{\max}} e^{N[\Sigma_s(s) + s]} ds \asymp e^{Ns_{\max}}, \quad (4)$$

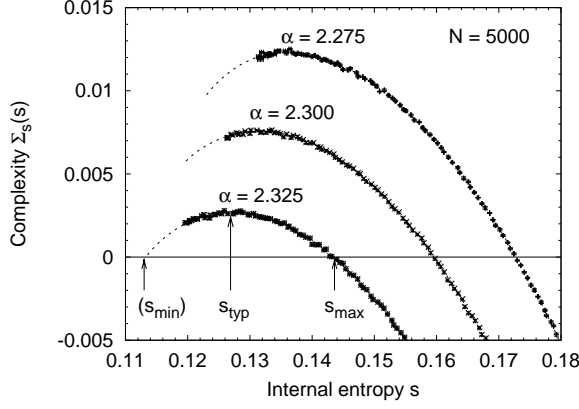


FIG. 2: Entropic complexity for three individual Erdős-Rényi graphs with $N = 5000$ and different values of $\alpha = M/N$. The data are obtained with a population size $N_P = 512$ on each oriented link (we verified that using $N_P = 4096$ gives a change smaller than the error bars). The dotted lines are obtained by a polynomial fit of the potential $\phi(x)$, the symbols by direct computation of the derivative $\partial_x \phi(x)$ in Eq. (3) [23].

where the last asymptotic equality holds because, according to our numerical results in Fig. 2, the saddle point lies at the integration boundary. Therefore, for 3-COL the total entropy is dominated by a subexponential number of giant clusters: a randomly chosen solution falls almost surely in one of such rare clusters. The fraction of frozen variables (those constrained to only one color) is finite in the whole interval $[s_{\min}, s_{\max}]$.

We have also implemented a version of Eq. (2) averaged over Erdős-Rényi graphs, by considering a population of links with Poisson connectivity and a population of cavity fields on each link. Fig. 3 shows the graph averages obtained in this way for s_{tot} , the typical internal entropy $s_{\text{typ}} = \arg \max_s \Sigma_s(s)$, and the typical complexity $\Sigma_{\text{typ}} = \Sigma_s(s_{\text{typ}}) [= \Sigma_\epsilon(0)]$, as a function of α . The graph-averaged complexity curves $\Sigma_s(s)$ (not shown) resemble those in Fig. 2. (Graph to graph fluctuations for $N = 5000$ are significant. For $\alpha = 2.3$, the standard deviation of Σ_{typ} is about 27% of the mean). In particular, the negative complexities in Fig. 2 have no direct interpretation on individual graphs, but for the graph-averaged case they are related to rare atypical graphs [24].

The above formalism can be generalized to metastable clusters with $\epsilon > 0$ to yield $\Sigma_{\epsilon,s}(\epsilon, s)$, the complexity associated with clusters of energy $E = N\epsilon$ and entropy $S = Ns$, with $\Sigma_{\epsilon,s}(0, s) = \Sigma_s(s)$ [25]. An equivalent information is contained in the finite temperature complexity $\Sigma_f(f; \beta)$ [22], where f is the free energy and β the inverse temperature, based on the identity

$$\int e^{N[\Sigma_{\epsilon,s}(\epsilon,s) - y\epsilon + xs]} d\epsilon ds = \int e^{N[\Sigma_f(f;\beta) - x\beta f]} df, \quad (5)$$

with $f = \epsilon - s/\beta$ and $y = \beta x$. The energetic CM is

recovered for $\beta \rightarrow \infty$ and $x \rightarrow 0$ with $y = \beta x$ fixed, which amounts to ignore all entropic effects [26].

Counting clusters at a given distance – We now turn to the geometric structure and show how the CM can be used to investigate the distribution of inter-cluster distances. We illustrate this by counting the number of clusters as a function of their Hamming distance, $D(\varsigma, \sigma) \equiv \sum_{i=1}^N (1 - \delta_{\varsigma_i, \sigma_i})$, from a fixed reference configuration ς . We address this problem by rephrasing it as a new CSP, that we name dCSP, whose thermodynamic properties reflect the geometry of the solution space of the initial CSP. The valid assignments of dCSP are the solutions $\sigma \in \mathcal{S}$ and its cost function is $E_D[\sigma] \equiv D(\varsigma, \sigma)$, so that the clusters (resp., assignments) of dCSP with fixed energy $\epsilon = E_D/N$ correspond to the clusters (resp., solutions) at a given distance $d = D/N$ from ς in the original CSP. By applying the energetic CM to the optimization problem for dCSP, i.e., the problem of finding the minimal or maximal distance between ς and a solution [27], we thus obtain the number of clusters at distance d of ς , $\mathcal{N}_N(d) \asymp \exp[N\Sigma_d(d)]$, through a geometric complexity $\Sigma_d(d)$. Fig. 4 shows results for 3-COL on individual graphs. Two features are worth noticing: *i*) $\Sigma_d(d)$ becomes positive only above a threshold d_{\min} , reflecting the fact that clusters are well separated; *ii*) a plateau appears between d_1 and d_2 , reflecting the finite diameter of clusters. We have verified that the size of this plateau coincides with the typical diameter computed within the entropic CM [25].

Counting solutions at a given distance – The above method can be extended to count the number of solutions at distance $d = D/N$ from ς , known as the weight enumerator function $A_N(d)$ in coding theory [14], by taking into account the internal entropy of clusters. One has $A_N(d) = \exp[N \max_s (\Sigma_{d,s}(d, s) + s)]$ where the relevant

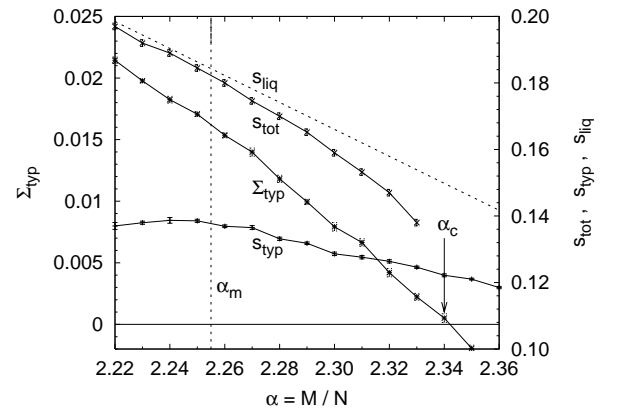


FIG. 3: Graph-averaged values of Σ_{typ} , s_{typ} , and s_{tot} . Notice the different vertical scales. The data are obtained with a population of 16,000 links, and $N_P = 512$ fields on each link. The vertical line shows the threshold $\alpha_m \simeq 2.255$ below which the 1RSB Ansatz is unstable [19]. The straight line represents the “liquid” solution, $s_{\text{liq}} = (1 - \alpha) \ln(q) + \alpha \ln(q - 1)$.

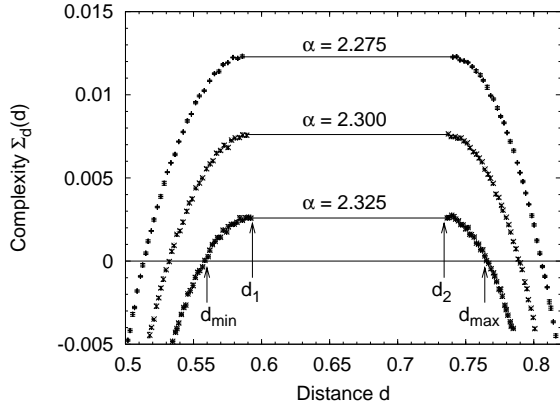


FIG. 4: Geometric complexity for the same individual graphs as in Fig. 2. Within the error bars, $\Sigma_d(d_1) = \Sigma_d(d_2) = \Sigma_s(s_{\text{typ}})$. The horizontal lines are a guide to the eye.

complexity, $\Sigma_{d,s}(d, s)$, is obtained from the finite temperature thermodynamics of dCSP. The recursion for the corresponding cavity fields is

$$\psi_{\sigma}^{(i \rightarrow j)} \propto e^{\beta_D(1 - \delta_{\sigma_i, \sigma_j})} \prod_{k \in i-j} \left(1 - \psi_{\sigma}^{(k \rightarrow i)}\right), \quad (6)$$

which recovers Eq. (1) for infinite temperature, $\beta_D = 0$. The corresponding potential $\phi(x; \beta_D)$ is obtained from Eq. (3) with Boltzmann weights appropriately included. Finally, our analysis can be extended to metastable configurations, in which case three Lagrange multipliers x, y, z are required to parametrize the complexity $\Sigma_{\epsilon, d, s}(\epsilon, d, s)$. All the previous complexities are particular limits of this more general framework [25].

Conclusions – We have presented methods to analyze the entropic and geometric structure of the clustered phase in q -COL, which give access to quantities such as internal cluster entropies not accessible to previous methods. Our results for 3-COL show the existence of giant, atypical clusters which contain the majority of solutions. Generalization to other CSPs such as k -SAT is straightforward, and we expect a similar picture to hold.

The new information extracted with our entropic CM could be exploited to design new algorithms for finding solutions to particular instances, improving on present survey propagation algorithms which are only based on energetic considerations [9]. We also envision applications to inference problems such as Bayesian belief networks, since our method evaluates for each variable the marginal distribution with respect to the solution space \mathcal{S} , which is a relevant quantity in these problems [28].

We thank D. Battaglia and R. Zecchina for discussions, and A. Pagnani for sending us the SP code used in Refs. 17, 18. This work was supported in part by the European Community’s Human Potential Programme under contracts HPRN-CT-2002-00319 (STIPCO) as well as by the Community’s EVERGROW Integrated Project.

- [1] C. H. Papadimitriou, *Computational complexity* (Addison-Wesley, 1994).
- [2] R. Monasson, R. Zecchina, S. Kirkpatrick, B. Selman, and L. Troyansky, *Nature* **400**, 133 (1999).
- [3] M. Mézard, G. Parisi, and R. Zecchina, *Science* **297**, 812 (2002).
- [4] D. Battaglia, A. Braunstein, J. Chavas, and R. Zecchina (2004), cond-mat/0412652.
- [5] J. Barré, A. R. Bishop, T. Lookman, and A. Saxena, *J. Stat. Phys.* **118**, 1057 (2005).
- [6] L. Correale, M. Leone, A. Pagnani, M. Weigt, and R. Zecchina (2004), cond-mat/0412443.
- [7] P. Cheeseman, B. Kanefsky, and W. M. Taylor, *Proceedings IJCAI-91* pp. 163–169 (1991).
- [8] G. Biroli, R. Monasson, and M. Weigt, *Eur. Phys. J. B* **14**, 551 (2000).
- [9] M. Mézard and R. Zecchina, *Phys. Rev. E* **66**, 056126 (2002).
- [10] M. Mézard, T. Mora, and R. Zecchina, *Phys. Rev. Lett.* **94**, 197205 (2005).
- [11] D. Achlioptas, A. Naor, and Y. Peres, *Nature* **435**, 759 (2005).
- [12] L. G. Valiant, *SIAM Journal of Computing* **8**, 410 (1979).
- [13] S. Toda, *Proc. of the 30th IEEE Symposium on the Foundations of Computer Science* p. 514 (1989).
- [14] D. J. C. MacKay, *Information theory, inference, and learning algorithms* (Cambridge University Press, Cambridge, 2003).
- [15] M. Mézard and G. Parisi, *J. Stat. Phys.* **111**, 1 (2003).
- [16] B. Bollobás, *Random graphs* (Cambridge University Press, 2001), 2nd ed.
- [17] R. Mulet, A. Pagnani, M. Weigt, and R. Zecchina, *Phys. Rev. Lett.* **89**, 268701 (2002).
- [18] A. Braunstein, R. Mulet, A. Pagnani, M. Weigt, and R. Zecchina, *Phys. Rev. E* **68**, 036702 (2003).
- [19] F. Krzakala, A. Pagnani, and M. Weigt, *Phys. Rev. E* **70**, 046705 (2004).
- [20] A. Montanari and F. Ricci-Tersenghi, *Eur. Phys. J. B* **33**, 339 (2003).
- [21] F. R. Kschischang, B. Frey, and H.-A. Loeliger, *IEEE Trans. Inform. Theory* **47**, 498 (2001).
- [22] M. Mézard and G. Parisi, *Eur. Phys. J. B* **20**, 217 (2001).
- [23] The numerical solution of Eq. (2) becomes difficult for small s as the distributions become broad. We only display data conservatively down to the lowest s at which $\partial_x \phi(x)$ computed by direct derivation of Eq. (3) coincides with the derivative of a polynomial fit of $\phi(x)$.
- [24] O. Rivoire, *J. Stat. Mech.*, P07004 (2005).
- [25] M. Mézard, M. Palassini, and O. Rivoire (2005), in preparation.
- [26] When $\beta \rightarrow \infty$ at fixed x , the cavity field $\psi(\beta)$ in Eq. (6) yields either the purely entropic or the energetic field: $\psi = \lim_{\beta \rightarrow \infty} \psi(\beta)$, $h = \lim_{\beta \rightarrow \infty} \{\ln[\psi(\beta)]/\beta\}$ (the value of x is irrelevant in the latter case). The supplement of entropic information conveyed by the ψ defines the “evanescent field” [8], $h' \equiv \lim_{\beta \rightarrow \infty} \{\ln[\psi(\beta)] - \beta h\}$.
- [27] If $\varsigma \in \mathcal{S}_N$, the minimal distance is zero, but by focusing on the metastable (glassy) states, the cavity method allows to ignore this trivial (crystalline) ground-state.
- [28] D. Roth, *Artificial Intelligence* **82**, 273 (1996).