

Localization properties of one dimensional off-diagonal disorder near the band center

H. Cheraghchi^{1,2}, S. M. Fazeli¹ , K. Esfarjani¹

¹*Department of Physics, Sharif University of Technology,*

P.O.Box 11365-9161, Tehran, IRAN

²*Department of Physics, Damghan University of basic sciences, Damghan, IRAN**

(Dated: October 22, 2019)

Abstract

The localization behavior of the one dimensional Anderson model with correlated and uncorrelated purely off-diagonal disorder is being studied. Using the transfer matrix method, we derive an analytical expression for the localization length at the band center in terms of the pair correlation function. It is proved that for long-range correlated hopping disorder, a localization-delocalization transition occurs at the critical Hurst exponent $H_c = 1/2$ when the variance of the logarithm of hopping “ $\sigma_{\ln(t)}$ ” is kept fixed with the system size N . Based on numerical calculations, finite size scaling relations are postulated for the localization length near the band center ($E \neq 0$) in terms of the system parameters: E, N, H , and $\sigma_{\ln(t)}$.

PACS numbers: 72.15.Rn, 71.23.An, 71.30.+h

*Electronic address: cheraghchi@mehr.sharif.edu

All electron states in one dimensional (1D) systems are exponentially localized for any amount of uncorrelated diagonal [1] and off-diagonal disorder [2]. Of course, for off-diagonal disorder, an extended state had been reported [3] at the band center, while the authors in Ref.[4] found that the wave function of this state behaves as $e^{-\alpha\sqrt{N}}$, which corresponds to an anomalously localized state. However, it has been shown in Ref.[5] that short-range correlation in onsite disorder can create extended states at some particular energies. This demonstration revived interests in 1D disordered models. Its experimental evidence has been recently observed in the random-dimer semiconductor superlattices [6]. Special attention has been recently paid to the presence of a continuum of extended states around the band center in the long-range correlated disorder model [7,8]. Furthermore, it has been numerically shown [9] that delocalization in the presence of pure long-range correlated hopping disorder requires weaker correlations than diagonal disorder.

To understand how a specific correlation function can result in a phase transition, at first, Izrailev et al[8] have perturbatively derived an analytical expression for the localization length in terms of the correlation function of the weak disorder. Analytical results of this work and those which have followed [10,11], were obtained to second order in the disorder. Taking into account high order terms, however, make extended states disappear [11]. Furthermore, the perturbative approach fails close to the center and edges of the band. Since the conductance of the system depends on the localization properties near the band center (Fermi level), an unperturbative analytical calculation at the Fermi energy is needed in order to investigate the true nature of the Metal - Insulator transition.

Another reason for the revival of the interest in 1D disordered model is due to the revision of the well-known Single Parameter Scaling (SPS) hypothesis [12]. According to this hypothesis, in the thermodynamic limit, the mean Lyapunov Exponent (LE) and its variance become related. However, as has been shown in [13], SPS is violated in finite length LE systems. Violation of the SPS also occurs in the off-diagonal disorder case at the vicinity of the band center [14].

In this letter, we have investigated the 1D Anderson model with correlated and uncorrelated hopping disorder exactly analytically at $E=0$ (Fermi level), and numerically at other energy values near the band center. We find that regardless of the probability distribution of hopping terms, in the case of uncorrelated disorder, in agreement with [4], but in contrast with the calculation of Ref.[3], the $E=0$ state is anomalously localized

($\lambda_{\text{localization}} \propto N^{1/2}/\sigma_{\ln(t)}$). In the correlated disordered case at zero energy, we derive an analytical expression for the localization length in terms of the pair correlation function. In the case of a Log-Normal distribution function of hopping disorder with *normalized* long-range correlations, we prove that there is a localization-delocalization transition which has the same critical exponent as the diagonal disorder case $H_c = 1/2$ [16] for all energies near the band center. This is in contrast with the numerical studies of Ref. [9] which concluded that $H_c = 0$. Here H_c is the critical value of the Hurst exponent defined later in Eq.(9). The localization length is shown to have a power law behavior versus size at the band center. We will show that the localization properties at $E=0$ can be extended to other energies around the band center, if the size is smaller than a critical length, while systems with a size larger than the critical length are in the localized regime.

We consider noninteracting electrons in 1D disordered systems within a nearest-neighbor tight-binding formalism. The Shcrödinger equation projected on site i becomes

$$\varepsilon_i \psi_i + t_{i,i+1} \psi_{i+1} + t_{i-1,i} \psi_{i-1} = E \psi_i \quad (1)$$

E is the energy of the incoming electron. $|\psi_i|^2$ is the probability of finding an electron at site i , ε_i is the potential energy at site i and $t_{i-1,i} = t_{i,i-1} (\equiv t_i)$ is the hopping integral from site $i-1$ to site i . Using the transfer matrix method, the product matrix ($T_{N,0} = \prod_{i=1}^N T_{i,i-1}$) can be used to define the LE (N is the sample length and $N+1$ is the number of atoms). One of the eigenvalues of $T_{N,0}$, “ a_{\max} ” increases while the other “ a_{\min} ” decreases with the system size. The LE is defined as:

$$\gamma = \lim_{N \rightarrow \infty} \frac{1}{2N} < \ln \|T_{N,0}^\dagger T_{N,0}\| >_{c.a.} \quad (2)$$

Here $< \dots >_{c.a.}$ refers to the configuration average. The norm of T (Eq.(2)) is dominated by the largest eigenvalue in the thermodynamic limit.

$$\begin{aligned} \gamma &= \lim_{N \rightarrow \infty} \frac{1}{N} < \ln(|a_{\max}|) >_{c.a.} \\ &= - \lim_{N \rightarrow \infty} \frac{1}{N} < \ln(|a_{\min}|) >_{c.a.} \end{aligned} \quad (3)$$

Without loss of generality, we impose the boundary condition $t_1 = t_{N+1}$ in order to have unity determinant for any configuration of disorder. It can be shown that in order to calculate the LE we have to average absolute values of the logarithm of any of the eigenvalues. Therefore,

the final form for γ becomes

$$\gamma = \lim_{N \rightarrow \infty} \frac{1}{N} < |F| >_{c.a.} \quad (4)$$

where $F = \ln(|a|)$ and a is an arbitrary eigenvalue of the transfer matrix. In our model, we consider all onsite energies to be zero. The function F at $E=0$, can be written as

$$F = \ln \left(\frac{t_1 t_3 \dots t_{2k-1}}{t_2 t_4 \dots t_{2k}} \right) = \sum_{i=1}^k \left[\ln \left(\frac{t_{2i-1}}{t_0} \right) - \ln \left(\frac{t_{2i}}{t_0} \right) \right] \quad (5)$$

where $\ln(t_0) = < \ln(t_i) >_{c.a.}$ and $N = 2k$. The central limit theorem can be applied to *uncorrelated* disorder regardless the distribution function of t_n . Hence, the sum in Eq.(5) has a Gaussian distribution function with zero mean and variance of $\sigma_F^2 = N < [\ln(t/t_0)]^2 >_{c.a.} = N \sigma_{\ln(t)}^2$. The LE of such system is given by

$$\gamma = \sqrt{\frac{2}{\pi} \frac{\sigma_F}{N}} \quad (6)$$

Therefore the localization length increases with system size as

$$\lambda_{\text{uncorr}} = \frac{1}{\gamma} = \sqrt{\frac{\pi}{2} \frac{N^{1/2}}{\sigma_{\ln(t)}}} \quad (7)$$

In the thermodynamic limit, this state is said to be “anomalously” localized and a_{max} has the following exponential form: $\exp(\alpha N^{1/2})$.

In the *correlated* case, the central limit theorem fails and one needs to consider a specific distribution function for t_n . Of course, we are still able to use the result of Eq.(6) by taking a Gaussian distribution for $\ln(t)$. The hopping terms are usually supposed to decay exponentially with bond length $t(r) = t_0 \exp(-\alpha r)$. Hence, variations of bond lengths have Gaussian distribution. According to the Wick's theorem, distribution function of F will be gaussian, if every term in summation has gaussian distribution. Now, the derivation of the localization length just requires to calculate $\sigma_F (= \sqrt{F^2})$. The LE can be derived in terms of the pair correlation function of $\ln(t)$ as

$$\gamma = \frac{1}{N} \sqrt{\frac{2}{\pi} \left\{ N g(0) + 2 \sum_{\ell=1}^{N-1} (N - \ell) (-1)^\ell g(\ell) \right\}} \quad (8)$$

where $g(i - j) = < \ln(\frac{t_i}{t_0}) \ln(\frac{t_j}{t_0}) >_{c.a.}$. We assume the well-known [7,8] long-range correlation function as

$$< [\ln(\frac{t_i}{t_0}) - \ln(\frac{t_j}{t_0})]^2 >_{c.a.} = 2 \sigma_{\ln(t)}^2 \left| \frac{i - j}{\ell_C} \right|^{2H} \quad (9)$$

where H is the so called Hurst exponent and $\sigma_{\ln(t)}^2$ is kept fixed for all system sizes [16]. The correlation length (ℓ_C) is considered to be equal to the system size. The above long-range correlation function is given by the trace of a fractional Brownian particle with Hurst exponent H [7]. The pair correlation function arising from Eq.(9) results into the following expression for the LE.

$$\gamma = \frac{\sigma_{\ln(t)}}{N^{1/2}} \sqrt{\frac{4}{\pi} \sum_{\ell=1}^{N-1} (-1)^{\ell+1} \left(\frac{\ell}{N}\right)^{2H} \left(1 - \frac{\ell}{N}\right)} \quad (10)$$

This equation shows a sharp phase transition between delocalized and localized states at the critical exponent $H_{cr} = 1/2$. Fig.(1a) shows $N\gamma$ versus H for different sizes of the system. For $H > 1/2$, $N\gamma$ remains fixed with increasing system sizes, while for $H < 1/2$, it grows up with size. The situations $H > 1/2$ and $H < 1/2$ correspond to delocalized and localized states, respectively. The localization length has asymptotically a power law behavior as N^β for all H . β equal to unity leads to extended states, while $\beta < 1$ corresponds to localized states. Fig.(1b) which is plotted by using Eq.(10), is related to the variation of β in different H . Finite size effects near the critical exponent (H_{cr}) which is shown in Fig.(1b), can be removed in the thermodynamic limit. Hence, at the band center and in the thermodynamic limit, the localization length shows a power law behavior versus size as

$$\lambda_{\text{corr}}(E=0) \propto \begin{cases} \frac{N}{\sigma_{\ln(t)}} & H \geq \frac{1}{2} \\ \frac{N^{\frac{1}{2}+H}}{\sigma_{\ln(t)}} & H < \frac{1}{2} \end{cases} \quad (11)$$

Therefore, the localization length has a smooth variation in exponent from localized regime ($H < 1/2$) to strongly correlated regime ($H > 1/2$). The above mentioned results can be summarized into the following formula for the localization length.

$$\lambda_{\text{corr}}(E=0, N, H, \sigma_{\ln(t)}) \propto \frac{1}{\sigma_{\ln(t)}} \frac{N}{\sqrt{\frac{2}{\pi} + bN^{1-2H}}} \quad (12)$$

The existence of a linear relationship between $\ln[(N\gamma/\sigma_{\ln(t)})^2 - (2/\pi)]$ and $\ln(N)$ in Eq.(10) results in the above equation. It fairly describes the numerical results seen in Fig.(1b).

It should be mentioned that $\sigma_{\ln(t)}$ in Eqs. (10 or 12) does not affect localization properties nor does it induce any phase transition unlike the claim of Shima et al. in the case of onsite disorder [15]. It is only a coefficient independent of N in the localization length, but will, however, affect the transmission coefficient. It can be concluded from Eq. (11) that, if we

impose no constraint on the variance $\sigma_{\ln(t)} \propto N^H$ [16], all states become localized for any value of H . In fact, the localization length behaves as $N^{1/2}$ for all H in the region below the critical exponent ($H < 1/2$). The state is more localized ($\lambda \propto N^{1-H}$) in the region above the critical exponent ($H > 1/2$).

Now, we discuss numerical results for $E \neq 0$. In what follows we investigate *uncorrelated* disorder case. Fig.(2a) shows $\lambda(N)$ for several values of the energy. At $E=0$ and for all system sizes, the localization length is proportional to $N^{1/2}$. Therefore, Eq. (7) is confirmed by our numerical results. It is clear that away from the band center, the system will exhibit a different behavior as a function of the system size. For each energy, there is a critical length ($N_{cr}(E)$) below which, the localization length is proportional to $N^{1/2}$. In this region, the system behaves as if the energy were at the band center. Above this critical length, the localization length remains constant independent of the system size. The critical length has inverse relation with the energy and strength of the disorder. At the band center, it tends to infinity. These results are also summarized in Eq.(13).

The energy dependence of function $\lambda(E)$ can also be evaluated for a certain system size. This system size should be large enough, so that for all considered energies $E \gg E_{cr}$, one is in the localized regime. We define E_{cr} by $N_{cr}(E_{cr}) = N$. Fig.(2b) suggests that the exponent (η) of the energy in the localized regime $\lambda(E) \propto E^{-\eta}$, is $\eta \approx 0.18 \pm 0.03$.

The variance dependence of the localization length $\lambda(\sigma_{\ln(t)})$, changes from the band center energy to other energies. As we proved before in Eq.(eq:loc), the localization length is proportional to $\sigma_{\ln(t)}^{-1}$ at the band center. Far from the band center, it has been reported [10] that the localization length is proportional to σ_t^{-2} , where $\sigma_t = t_0 \sigma_{\ln(t)}$ for $\sigma_{\ln(t)} \ll 1$. We numerically checked that the exponent of variance varies from (-1) at the band center to (-2) at other energies (similar to the correlated case in Fig.(3b)). Also, at energies very near the band center and for a fixed system size, the exponent changes from (-1) for $\sigma \ll \sigma_{cr}$ to (-2) for $\sigma \gg \sigma_{cr}$, where $\sigma_{cr} \propto E^{-\eta}/\sqrt{N}$.

We can summarize the above results in the following scaling law:

$$\lambda_{\text{uncorr}}(E \neq 0) \propto \begin{cases} \frac{N^{1/2}}{\sigma_{\ln(t)}} & N \ll N_{cr} \\ \frac{E^{-\eta}}{\sigma_{\ln(t)}^2} & N \gg N_{cr} \end{cases} \quad (13)$$

where $\eta \approx 0.18 \pm 0.03$. Consequently, the above equation results in the following form for

N_{cr} .

$$N_{cr}(E, \sigma_{\ln(t)}) \propto \frac{E^{-2\eta}}{\sigma_{\ln(t)}^2} \quad (14)$$

In what follows, the localization length of the *long-range correlated* disorder is numerically investigated away from the band center. A sequence of long-range correlated variations of the bond lengths $\{r_i\}$ is produced by Fourier filtering method [17]. In our numerical calculations, we have applied normalization, meaning that the mean value $\langle r_i \rangle$ is set to zero and the variance is kept fixed. First, our analytical results on β (exponent of N) versus H at $E=0$ (Eq.(11)) were confirmed numerically as can be seen in Fig.(1b)(points with error bar). Next, the localization - delocalization transition at $E = 0.1t_0$ was investigated as can be seen in Fig.(3a) where for $H \geq 1/2$, the state shows a delocalization property. Furthermore, it is clear that for $H < 1/2$ this state displays a dual behavior with respect to size. In fact, there is a critical system size below which there is a power law behavior as $N^{1/2+H}$ (band center behavior). Above that size, the localization length becomes independent of size. The exponent of energy η is the same as the uncorrelated case Eq.(13) and independent of H . The localization length versus E is plotted in the inset of Fig.(2b) for different values of $H(< 1/2)$. Similar to the uncorrelated case and independently of H , the localization length for $H < 1/2$ is proportional to σ^{-1} (band center behavior) for $\sigma \ll \sigma_{cr}$, and has the form σ^{-2} for $\sigma \gg \sigma_{cr}$ as can be seen in Fig.(3b), where the critical variance is defined by using Eq.(15). Consequently, the following scaling law can be postulated for the localization length of long-range correlated disorder away from the band center.

$$\lambda_{corr}(E \neq 0) \propto \begin{cases} \frac{N}{\sigma_{\ln(t)}} & H \geq \frac{1}{2} \\ \frac{N^{1/2+H}}{\sigma_{\ln(t)}} & N \ll N_{cr} \\ \frac{P(H)E^{-\eta}}{\sigma_{\ln(t)}^2} & N \gg N_{cr} \end{cases} \quad H < \frac{1}{2} \quad (15)$$

where the critical length behaves as $[P(H)E^{-\eta}/\sigma_{\ln(t)}]^{\frac{1}{1/2+H}}$. The critical length and therefore $P(H)$ go to infinity when H tends to the critical exponent. Hence, the function $P(H)$ is considered to have the form as $(1/2 - H)^{-\nu}$. The exponent value of ν ($= 6.5 \pm 1.0$) is obtained by fitting $P(H)$ to $\lambda(H)$ in the Fig.(3a) for a fixed system size. The error is due to the slow saturation of the localization length versus size. The scaling laws for uncorrelated disorder can be obtained from the above equation by setting $H = 0$.

In conclusion, 1D localization properties of uncorrelated and correlated purely off-diagonal disorder have been studied analytically at the band center and numerically at other energy values near the band center. We derive an analytical expression for the localization length at the band center in terms of the pair correlation function. Long-range correlated disorder which is normalized in variance, leads to a localization - delocalization transition at the critical Hurst exponent $H_{cr} = 1/2$. This critical exponent is the same as for the onsite disorder case. At the band center, the localization length has a power law behavior with respect to size for all H . In the thermodynamic limit, λ is proportional to $N/\sigma_{\ln(t)}$ for $H \geq 1/2$ (delocalized) and $N^{1/2+H}/\sigma_{\ln(t)}$ for $H < 1/2$ (anomalously localized), respectively. It is obvious that correlated disorder without any normalization process results in completely localized states for all H . Away from the band center and for $H \geq 1/2$, the system behaves as if the energy were at the band center. There is a dual property for $H < 1/2$ however: for a length smaller than a critical size, λ shows a power law behavior similar to the band center case where the SPS theory breaks down; and for systems larger than this critical size, one is in the localized regime where the localization length varies with energy as $E^{-\eta}/\sigma_{\ln(t)}^2$ ($\eta \approx 0.18 \pm 0.03$) independently of size.

Acknowledgments

We wish to acknowledge Prof. M. Rahimi-Tabar and Dr. A. Bahraminasab for providing initial random data and useful discussions, and Dr. A. T. Rezakhani for a critical reading of the manuscript.

-
- [1] P. W. Anderson, Phys. Rev. 109,1492 (1958).
 - [2] C. M. Soukoulis, E. N. Economou, Phys. Rev. B. **24**, 5698 (1981).
 - [3] G. Theodorou, M. H. Cohen, Phys. Rev.B. **13**, 4597 (1976).
 - [4] M. Inui, S. A. Trugman and E. Abrahams, Phys. Rev. B **49**, 3190 (1994).
 - [5] D. H. Dunlap, H. L. Wu, P. W. Phillips, Phys. Rev. Lett, **65**, 88 (1990)
 - [6] V. Bellani, *et al*, Phys. Rev. Lett.**82**, 2159 (1999).
 - [7] F. A. B. F. de Moura, M. L. Lyra, Phys.Rev. Lett. **81**, 3735 (1998)
 - [8] F. M. Izrailev, A. A. Krokhin, Phys. Rev. Lett. **82**, 4062 (1999).

- [9] F. A. B. F. de Moura, M. L. Lyra, *Physica A* **266**, 465 (1999)
- [10] L. Tessieri, F. M. Izrailev, *Physica E* **9**, 405 (2001); F. M. Izrailev, A. A. Krokhin, S. E. Ulloa, *Phys. Rev. B.* **63**, 041102(R) (2001), see their references
- [11] L. Tessieri, *J. Phys. A: Math. Gen.* **35**, 95859600 (2002)
- [12] E. Abrahams, *et al*, *Phys. Rev. Lett.*, **42**, 673 (1979).
- [13] L. I. Deych, A. A. Lisyansky, and B. L. Altshuler, *Phys. Rev. Lett*, **84**, 2678 (2000), *Phys. Rev. B*, **64**, 224202 (2001).
- [14] P. W. Brouwer, C. Mudry, and A. Furusaki, *Nucl. Phys. B*, **565** (2000).
- [15] H. Shima, T. Nomura, T. Nakayama, *Phys. Rev. B.* **70**, 075116 (2004).
- [16] J. W. Kantelhardt, *et al*, *Phys. Rev. Lett*, **84**, 198 (2000); F. A. B. F. de Moura, M. L. Lyra, *Phys. Rev. Lett.* **84**, 199 (2000).
- [17] H. A. Makse, *et al*, *Phys. Rev. E*, **53**, 5445 (1996)

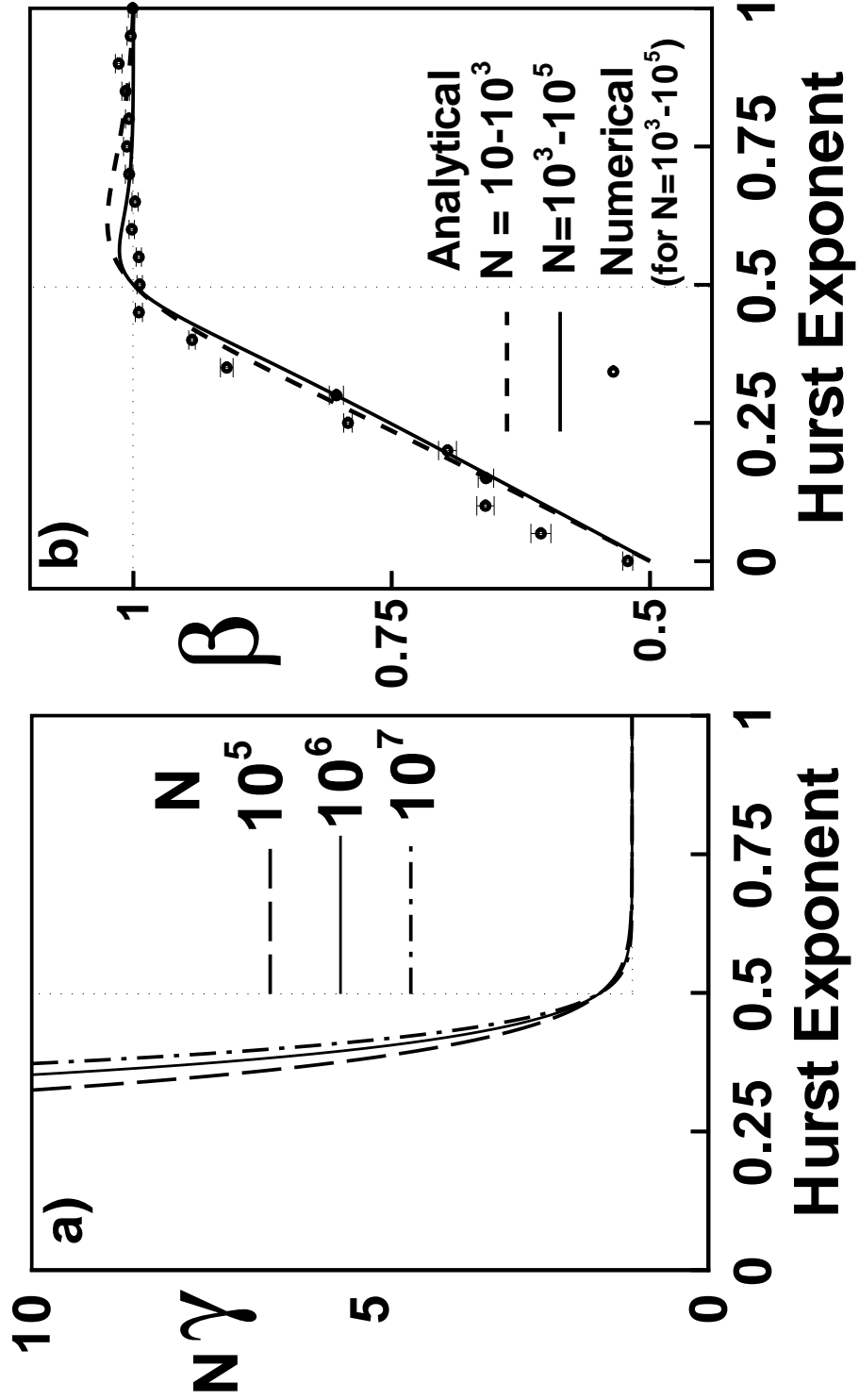


FIG. 1: localization - delocalization transition for long-range correlated disorder at $E = 0$. (a) shows $N\gamma$ versus H (Hurst exponent) for different sizes of the system. (b) Exponent (β) of N in ($\lambda \propto N^\beta$) versus Hurst exponent.

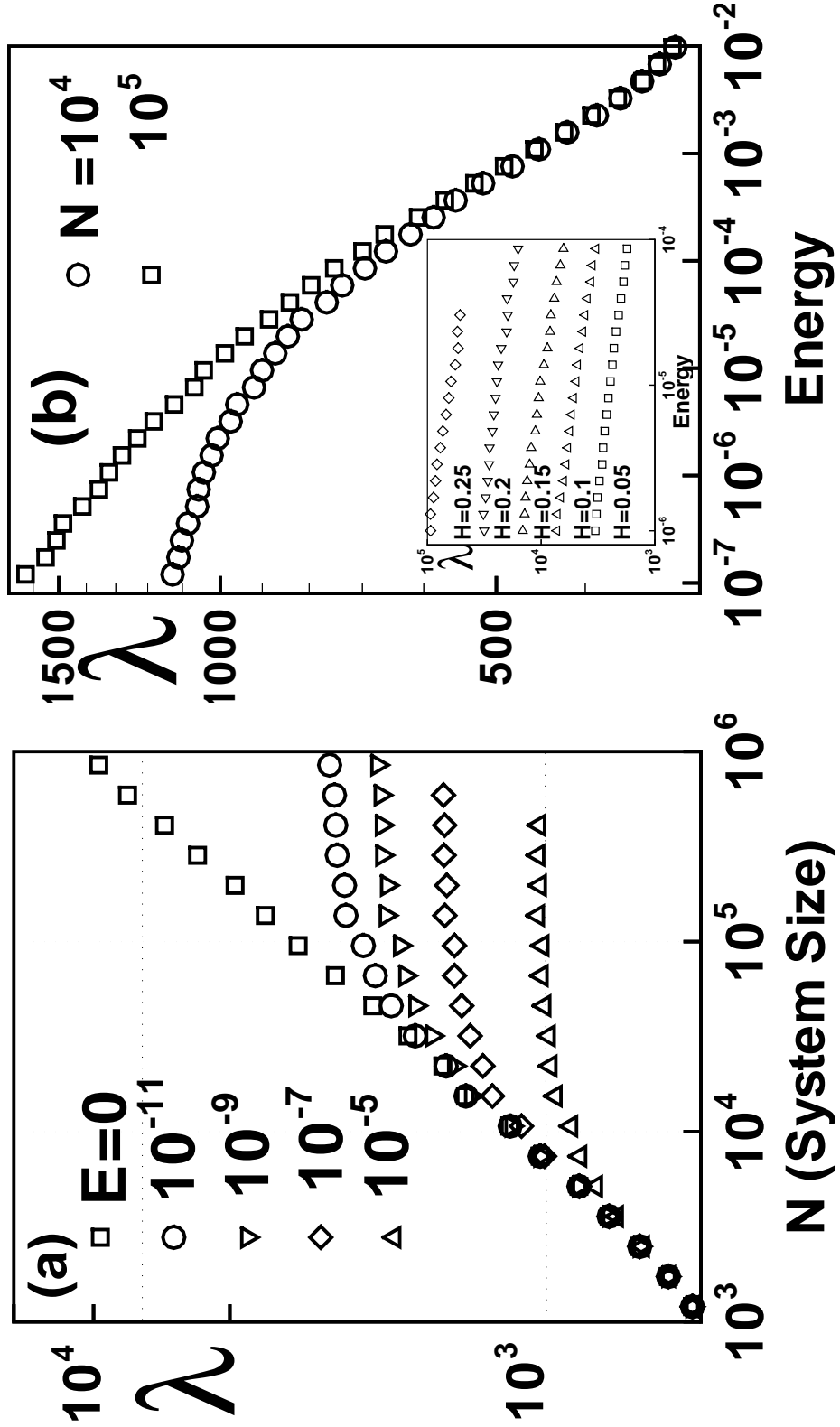


FIG. 2: Localization length as a function of (a) system size and (b) energy for the uncorrelated case. Inset Figure is related to $\lambda(E)$ for the correlated case ($H < 1/2$). The variance of $\sigma_{\ln(t)}$ is fixed to be 0.1.

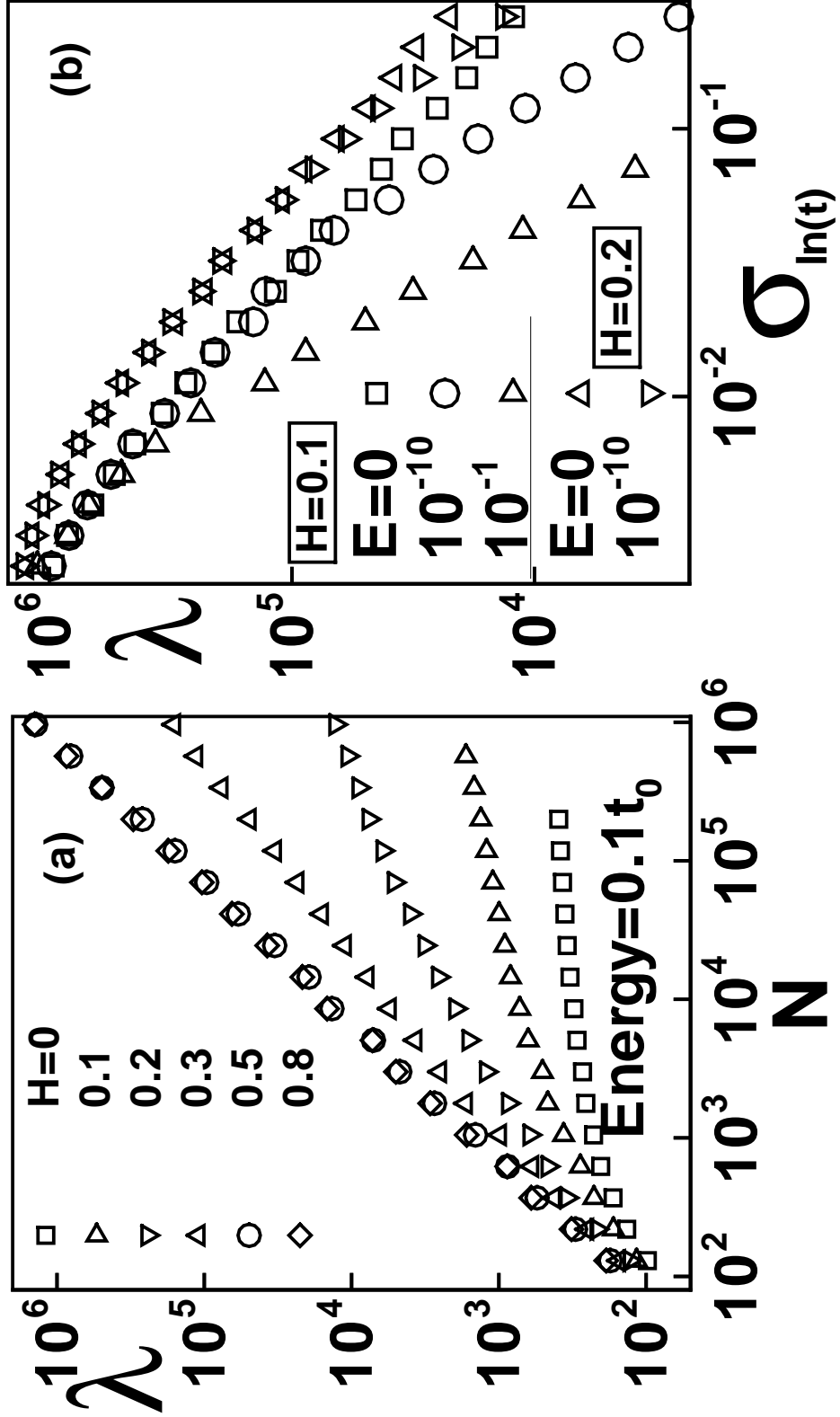


FIG. 3: (a) Localization length as a function of system size for different values of correlation exponent (H) for $E = 0.1t_0$ ($\sigma_{\ln(t)} = 0.1$). (b) Localization length versus variance for different energies for $H = 0.1$ and 0.2 ($N = 10^6$).