

Interaction-driven Dynamics of ^{40}K / ^{87}Rb Fermi-Bose Gas Mixtures in the Large Particle Number Limit

C. Ospelkaus, S. Ospelkaus, K. Sengstock and K. Bongs
Institut für Laserphysik, Luruper Chaussee 149, 22761 Hamburg / Germany

We have studied effects of interspecies attraction in a Fermi-Bose mixture over a large regime of particle numbers in the ^{40}K / ^{87}Rb system. We report on the observation of a mean field driven collapse at critical particle numbers of $1.2 \cdot 10^6$ ^{87}Rb atoms in the condensate and $7.5 \cdot 10^5$ ^{40}K atoms consistent with mean field theory for a scattering length of $a_{FB} = -281(15) a_0$ [S. Inouye *et al.*, Phys. Rev. Lett. 93, 183201 (2004)]. For overcritical particle numbers, we see evidence for revivals of the collapse. Before and after the collapse, the axial expansion profile of the ^{40}K cloud is strongly modified and reflects the in-trap density profile distorted by the mean field interspecies attraction. Part of our detailed study of the decay dynamics and mechanisms is a measurement of the (^{87}Rb - ^{40}K) three-body loss coefficient $K_3 = (2.8 \pm 1.1) \cdot 10^{-28} \text{cm}^6/\text{s}$, which is an important input parameter for dynamical studies of the system.

PACS numbers: 03.75.Kk, 03.75.Ss, 34.20.Cf, 32.80.Pj

The recent realization of the BCS-BEC-crossover [1] in strongly interacting dilute fermionic alkali gases has allowed intriguing insight into the regime connecting Bose and Fermi superfluidity. Quantum degenerate Fermi-Bose mixtures are expected to offer an alternative and complementary approach to Fermi superfluidity, where the attractive interaction between fermions required for Cooper pairing is mediated by interaction with the bosonic species [2], analogous to the role of phonons in solid state superconductors. The realization of boson-mediated cooper pairing in optical lattices with tunable interactions through hetero-nuclear Feshbach resonances would open up fascinating perspectives. Furthermore, it has been pointed out that these mixtures exhibit a wealth of novel quantum phases [3].

Exploring these phenomena relies on a detailed understanding of the interactions in Fermi-Bose mixtures which, at low temperatures, are characterized by two scattering parameters: the s-wave background scattering length for collisions between two bosons a_{BB} and the Fermi-Bose interspecies scattering length a_{FB} . For an overall repulsive interaction, the constituents may phase separate [4, 5]. An attractive interspecies interaction will create an additional mean field confinement and eventually render the mixture unstable. This mean field collapse is also known in the context of BECs with attractive interactions [6] and will ultimately limit the maximum achievable particle numbers in Fermi-Bose mixtures with $a_{FB} < 0$, such as the ^{40}K / ^{87}Rb system. In this system, $a_{BB} = (98.98 \pm 04) a_0$ [7] is very precisely known; there is, however, an ongoing controversy relating observed critical particle numbers [8] to mean field theory, based on measurements of a_{FB} (e. g. [9]). Moreover, in a quasi-1D geometry at the edge of instability, bright solitonlike structures are expected to be stabilized by the interspecies attraction [10] even for $a_{BB} > 0$. Exploring and controlling the regime of mean field instability is therefore a fundamental prerequisite for the realiza-

tion of bright solitons in these mixtures, for attaining the high atom numbers required to conveniently achieve various filling factors in large-volume optical lattices and interesting in itself due to the strong dependence of the collapse onset on the interaction parameters and due to the dynamical behavior when the instability occurs.

In this letter, we report on reaching the to our knowledge so far highest particle numbers in the ^{40}K / ^{87}Rb system which allows us to enter the regime where mean-field theory expects the onset of instability based on a recent precision measurement of $a_{FB} = -281(15) a_0$ [9]. Right at the phase transition point of a large bosonic thermal cloud ($n \approx 4 \cdot 10^{14} \text{cm}^{-3}$), we observe a strong dynamical modification of the in-trap fermionic distribution due to the mean-field interaction with the bosons. At even higher densities, we observe enhanced localized loss processes in the overlap region of the BEC and the Fermi gas which we interpret in terms of the mean field collapse of the mixture based on lifetime and dynamical arguments as well as comparison to theory. After the collapse, we observe a peaked density distribution of the Fermi cloud subjected to the strong localized mean field potential of the condensate. In addition, we present a measurement of the three-body inelastic K-Rb decay rate as an important property of the system both for theoretical modelling and experimental considerations.

Our setup is based on a two-species 2D/3D-MOT geometry [11], where the ^{40}K vapor is produced using self-made enriched ^{40}K dispensers [12]. In the 3D-MOT, we achieve $1 \cdot 10^{10}$ ^{87}Rb and $2 \cdot 10^8$ fermionic ^{40}K atoms within 10 seconds. The pre-cooled mixture is loaded into a Ioffe-Pritchard type magnetic trap (cloverleaf / 4D-hybrid, ^{87}Rb trapping frequencies $\omega_{\text{ax}} = 2\pi \cdot 11.3 \text{Hz}$ and $\omega_{\text{rad}} = 2\pi \cdot 257 \text{Hz}$) for RF-induced sympathetic cooling of ^{40}K in the $|F = 9/2, m_F = 9/2\rangle$ state with ^{87}Rb in the $|F = 2, m_F = 2\rangle$ state. If all of the ^{87}Rb atoms are removed, we currently obtain Fermi gases of up to $3 \cdot 10^6$ ^{40}K atoms at $T/T_F = 0.2$ or $9 \cdot 10^5$ at $T/T_F = 0.1$.

When the ^{87}Rb atoms are not completely evaporated, various regimes of mixtures are accessible in our experiment, ranging from dense thermal ^{87}Rb clouds of 10^7 ^{87}Rb atoms right at the phase transition point interacting with a moderately degenerate Fermi gas of $2 \cdot 10^6$ ^{40}K atoms to deeply degenerate mixtures with almost pure condensates. We achieve $> 1 \cdot 10^6$ atoms in the condensate coexisting with $7.5 \cdot 10^5$ ^{40}K atoms which, as we shall see below, is limited by the onset of the collapse.

The behavior of the mixture and its dynamics in these various regimes becomes clearly visible when analyzing particle number and density profiles of the samples at different evaporation stages as shown in Fig. 1. In this experiment, the evaporation ramp was stopped at a given frequency ν above the ^{87}Rb trap bottom $\nu_0 \approx 490$ kHz and images of both species were taken following a hold time t_H after the end of the evaporation ramp of $t_H = 15$ ms and a time of flight (TOF) of 3 – 5 ms for ^{40}K and 20 ms for ^{87}Rb . Due to the short ^{40}K TOF compared to the axial trap oscillation period of 60 ms, the axial density distribution should closely reflect the in-trap distribution. The fast ramp speed (1 MHz/s) and rapid detection means that we are potentially dealing with strongly out of equilibrium samples. Already at the phase transition point (a) of the bosonic cloud ($\delta\nu := \nu - \nu_0 \approx 80$ kHz), we observe strong distortions of the axial ^{40}K density profile. The profile looks like a chopped off Fermi profile with a peak in the center of the flat top which we ascribe to the interaction with the bosonic component (peak density $\approx 4 \cdot 10^{14} \text{ cm}^{-3}$). For $\delta\nu \approx 50$ kHz, the ^{40}K profile exhibits a pronounced hole in the trap center (b) which we ascribe to a strong localized loss process due to the interaction with the BEC. These losses are too fast in order for transport in the slow axial direction to be able to continuously maintain the undisturbed density profile by refilling the center of the trap from the outer regions. As we shall see, this fast loss (e. g. from Fig. 2 ≤ 10 ms) is a signature of the mean field collapse of the mixture. After the collapse, we observe that ^{40}K distributions sharply peaked in the center remain stable for relatively long timescales exceeding 100 ms (c). A Fermi-Dirac fit to the data is shown as a dotted line for comparison. We attribute this peaked distribution to the Fermi-Bose attraction creating an additional trapping potential for the fermions (“mean field dimple” in the magnetic trap potential). This actually demonstrates a modification of the in-trap axial density profile of the ^{40}K cloud due to the interspecies mean field interaction, in contrast to ref. [13], where the observed bimodal distribution in the radial direction is explained in terms of interaction during the expansion.

The strong depletion of the Fermi cloud in the center is accompanied by rapid particle loss of approximately two thirds of the fermionic particle number. We ascribe this loss to the mean field collapse of the mixture. Beyond critical particle numbers, the mean field potential

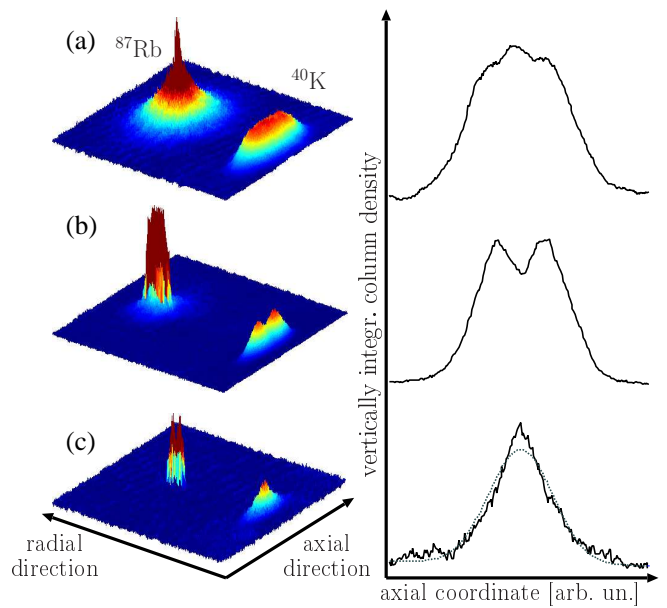


FIG. 1: Typical absorption images in the final stage of evaporation. (a)-(c): 3D representation of absorption images with false-color coding of the optical density. ^{87}Rb and ^{40}K images are taken in the same run, although at different TOF: 20ms (^{87}Rb) and 3 – 5ms (^{40}K). Right-hand side: corresponding axial line profiles integrated along the vertical direction.

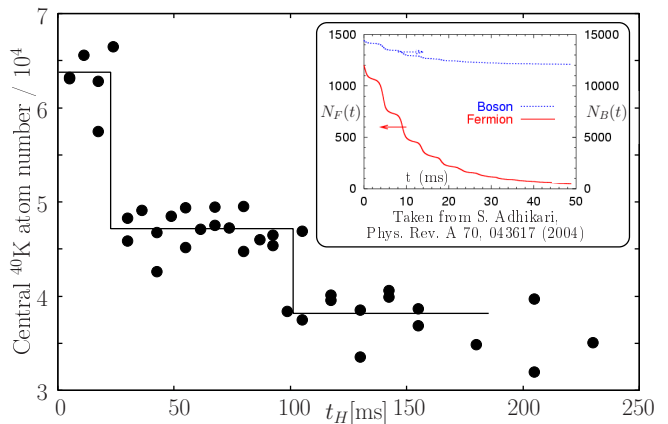


FIG. 2: Decay of the fermionic component in a slightly overcritical mixture. The first sudden drop is the initial collapse; the second drop is one “revival” of the collapse. The line is to guide the eye. For comparison, the inset shows results from dynamical modelling of the collapse.

is no longer balanced by the repulsive interaction in the ^{87}Rb BEC and the outward bound Fermi pressure, and the part of the mixture overlapping with the BEC contracts rapidly to such large densities that enormous 3-body losses reduce the overall particle number in the overlap region with the BEC to an undercritical value. It is therefore natural that we observe the collapse in the

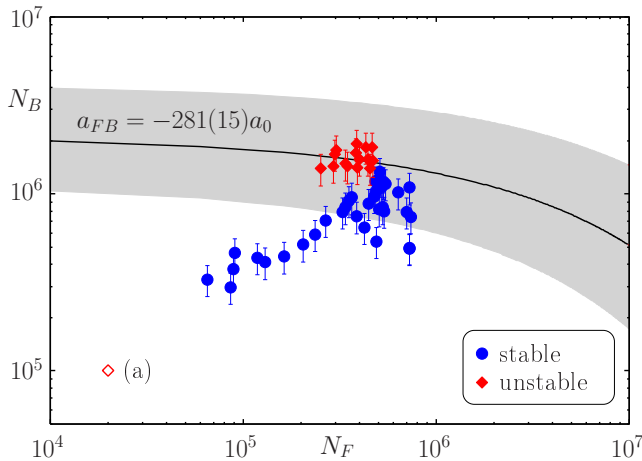


FIG. 3: Stability diagram for the $^{40}\text{K} / ^{87}\text{Rb}$ mixture. The solid black line is based on the theory of ref. [15] and $a_{FB} = -281(15)a_0$ [9]. (a) is the critical particle number reported for the onset of a sudden particle loss in ref. [8]

vicinity of strong contracting mean field effects of the Bose gas on the fermionic distribution (see Fig. 1a, c). After this rapid loss, the Fermi distribution depleted in the center of the cloud is refilled from the outside parts of the sample on a timescale given by the slow axial trap frequency of 16.6 Hz for ^{40}K . If a large overcritical mixture is prepared, it will take several of these collapses, each accompanied by massive particle loss, until the mixture will become undercritical and reestablish an equilibrium situation through heteronuclear elastic collisions. Fig. 2 shows the ^{40}K atom number in the central part of the TOF image as a function of t_H in a situation where we have prepared a mixture where the bosonic part has only started condensing after the end of the evaporation ramp. As the condensate grows, it reaches the critical particle number of $N_B = 1.2 \cdot 10^6$ for the collapse and the ^{40}K particle number suddenly drops from $N_F = 7.5 \cdot 10^5$ to a lower value. This ^{40}K atom number remains constant for some time and then drops abruptly again. Such “revivals” of the collapse have been predicted in a recent numerical analysis of the collapse dynamics ([14], see inset in Fig. 2), although in a spherically symmetric configuration with $\omega_{\text{Rb}} = 2\pi \cdot 100$ Hz. Correspondingly, the “step width” in ref. [14] is on the order of 5 ms, roughly half the assumed trap oscillation period of 10 ms. In our case, the length of these plateaux (80 ms) is on the order of the axial trap oscillation period of 60 ms.

Analysis of decay series in various particle number regimes enables us to extract a value for the critical particle numbers for the onset of the collapse. Our findings are summarized in Fig. 3. Situations where the decay is compatible (incompatible) with 3-body decay of an undisturbed density distribution are identified as stable (unstable), represented as circles (diamonds) - see

discussion below. Note that we observe different decay timescales for stable (unstable) mixtures on the order of 20 ms (a few hundred ms). The solid line in Fig. 3 is the theoretical stability limit for our trapping conditions, based on the calculations in [15] and the following approximation to the fermionic chemical potential: $\mu_F = \mu_{F,0} - (g_{FB}/g_{BB}) \cdot \mu_{B,0}$ where $\mu_{F,0}$ and $\mu_{B,0}$ are the Fermion / Boson non-interacting chemical potentials and g_{FB} and g_{BB} are the standard coupling constants [16, 17]. The curve is plotted for the value $a_{FB} = -281(15)a_0$ [9]; a confidence interval for the stability border based on the uncertainty of $15a_0$ on a_{FB} is indicated in grey. As can be seen, our findings for the critical particle numbers are consistent with mean-field theory of the collapse based on this value for a_{FB} [21]

3-body decay is the underlying loss mechanism for the collapse of the mixture. The value of the associated rate coefficient is therefore an important input parameter for detailed understanding of the dynamical behavior of the collapse (“revivals”) [14]. We have analyzed decay of both thermal and degenerate samples over a large range of densities. Since collisions involving two identical fermions are strongly suppressed due to the Pauli exclusion principle, we consider only inelastic collisions between two bosons and one fermion. For pure 3-body loss, the decay process is then characterized by the following rate equation:

$$\frac{\dot{N}_F}{N_F} = -\tau^{-1} - \frac{K_3}{N_F} \cdot \int d^3r n_B^2(r, t) n_F(r, t)$$

where n_B and n_F are the respective densities, K_3 is the rate coefficient for three-body loss and τ the background collisional lifetime. Integrating this equation over time yields

$$\ln \frac{N_F(T)}{N_F(0)} + \frac{T}{\tau} = -\frac{K_3}{N_F} \cdot \int_0^T dt \int d^3r n_B^2(r, t) \cdot n_F(r, t)$$

Based on the measured background scattering rate, the left-hand side expression can be evaluated at any given time T for a decay series. The right-hand side inner integral is evaluated using an equilibrium Fermi-Dirac profile for ^{40}K and a Bose-enhanced thermal profile for ^{87}Rb (if the cloud is partly condensed, we use the expressions from [18]) at different time values t_i . The density distributions are based on the measured temperatures and total atom numbers at t_i . The outer integral is evaluated by using a piecewise linear interpolation between the discrete values of the inner integral. Plotting the right-hand side as a function of the double integral, we obtain K_3 as the slope of the linear plot (see inset (a) in figure 4). Note that our measurement does not depend on the potassium atom number calibration. As far as the ^{87}Rb atom number calibration is concerned, we reproduce the measurement of ^{87}Rb 3-body decay from ref. [18]. We assume a relative uncertainty in the ^{87}Rb atom

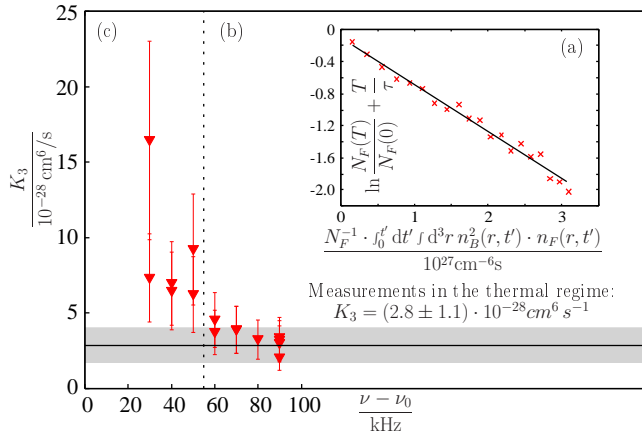


FIG. 4: Extraction of 3-body inelastic loss rate. (a) decay analysis of a thermal sample (b) K_3 values extracted in the moderately degenerate and stable regime with peak BEC densities of up to $4 \cdot 10^{14} \text{cm}^{-3}$ are compatible with the thermal K_3 average (solid line). (c) For low evaporation end frequencies and BEC densities of $\approx 5 - 7 \cdot 10^{14} \text{cm}^{-3}$, samples are unstable with respect to the collapse.

number determination of 20%. The analysis of thermal sample decay curves leads to a 3-body rate coefficient of $K_3 = (2.8 \pm 1.1) \cdot 10^{-28} \text{cm}^6/\text{s}$ [22]. An extension to degenerate samples at higher densities reproduces this result as long as the mixture is stable (4b), but shows significant deviations for unstable mixtures (4c). In the regime of instability, our analysis of the loss process is no longer valid. Due to the strongly depleted ^{40}K density distribution, our analysis, relying on undisturbed density distributions, overestimates the density overlap integrals which should lead to a too low value of K_3 as extracted from the decay. Instead, as can be seen from Fig. 4c, K_3 increases below evaporation end frequencies of 60 kHz (high initial densities), proving that the underlying loss mechanism is very fast and induces strong dynamics in the sample which are due to the collapse.

In conclusion, we have presented measurements covering the whole range of particle numbers available in quantum degenerate Fermi-Bose mixtures with attractive interaction deeply into the mean-field collapse regime of the mixture. Our measurements of critical particle numbers are consistent with both, mean field theory of the collapse and the value $a_{FB} = -281(15)a_0$ obtained from Feshbach resonance data [9]. This settles the clear discrepancy between the theoretical description of the collapse based on the above interspecies scattering parameter and the critical particle numbers for the mean field collapse reported in an earlier experiment [8] (see Fig. 3a) and indicates that the findings in [8] are influenced by some additional interesting effect (e.g. a higher order Feshbach resonance [20] or admixtures of other spin components [16]). Part of our detailed study of the mix-

ture is a quantitative analysis of three-body loss. Our findings pave the way for achieving even larger particle numbers, e. g. to cover a wide range of filling factors in large-volume optical lattices. Progress towards loading the mixture into a 3D optical lattice is currently under way in several labs. Finally, reaching the regime of mean field collapse also lays the ground for the realization of bright solitonlike structures in a quasi 1D geometry [10].

We acknowledge discussions with M. Brewczyk, M. Gajda, K. Rzażewski and J. M. Goldwin as well as contributions by R. Dinter, P. Ernst, J. Fuchs, M. Nakat, M. Succo, O. Wille and funding by Freie und Hansestadt Hamburg and DFG under SPP 1116.

-
- [1] C. A. Regal *et al.*, Phys. Rev. Lett. **92**, 040403 (2004); M. W. Zwierlein *et al.*, Phys. Rev. Lett. **92**, 120403 (2004); C. Chin *et al.*, Science **305**, 1128 (2004); T. Bourdel *et al.*, Phys. Rev. Lett. **93**, 050401 (2004); J. Kinast *et al.*, Science **307**, 1296 (2005).
 - [2] L. Viverit, Phys. Rev. A **66**, 023605 (2002); M. J. Bijlsma *et al.*, Phys. Rev. A **61**, 053601 (2000); D. V. Efremov and L. Viverit, Phys. Rev. B **65**, 134519 (2002).
 - [3] A. Albus *et al.*, Phys. Rev. A **68**, 023606 (2003); R. Roth and K. Burnett, Phys. Rev. A **69**, 021601(R) (2004); F. Illuminati, A. Albus, Phys. Rev. Lett. **93**, 090406 (2004); M. Lewenstein *et al.*, Phys. Rev. Lett. **92**, 050401 (2004); D. B. M. Dickerscheid *et al.*, Phys. Rev. Lett. **94**, 230404 (2005).
 - [4] K. Mølmer, Phys. Rev. Lett. **80**, 1804 (1998).
 - [5] R. Roth, Phys. Rev. A **66**, 013614 (2002).
 - [6] C. A. Sackett *et al.*, Phys. Rev. Lett. **82**, 876 (1999); E. A. Donley *et al.*, Nature **412**, 295 (2001).
 - [7] E. G. M. van Kempen *et al.*, Phys. Rev. Lett. **88**, 093201 (2002).
 - [8] G. Modugno *et al.*, Science **297**, 2240 (2002).
 - [9] S. Inouye *et al.*, Phys. Rev. Lett. **93**, 183201 (2004).
 - [10] T. Karpiuk *et al.*, Phys. Rev. Lett. **93**, 100401 (2004).
 - [11] K. Dieckmann *et al.*, Phys. Rev. A **58**, p. 3891 (1998).
 - [12] B. DeMarco *et al.*, Rev. Sci. Instr. **70**, 1967 (1999).
 - [13] F. Ferlaino *et al.*, Phys. Rev. Lett. **92**, 140405 (2004).
 - [14] S. K. Adhikari, Phys. Rev. A **70**, 043617 (2004).
 - [15] S. T. Chui *et al.*, Phys. Rev. A **69**, 043607 (2004) and Chui *et al.*, JETP Lett. **80**, 274 (2004).
 - [16] J. M. Goldwin, Ph.D. thesis, Faculty of the Graduate School of the University of Colorado (2005).
 - [17] F. Matera, Phys. Rev. A **68**, 043624 (2003).
 - [18] J. Söding *et al.*, Appl. Phys. B **69**, 257 (1999).
 - [19] T. Karpiuk *et al.*, J. Phys. B **38**, L215 (2005).
 - [20] G. Modugno, private communication.
 - [21] When plugged into the theory of [15], our critical particle numbers yield $a_{FB} = -284a_0$; plugged into [19], we obtain $a_{FB} = -294a_0$. The calculation in [5] is for the spherically symmetric case only.
 - [22] When making a similar analysis for 2-body decay, we find a much larger variation of the values for K_2 depending on initial densities (approximately a factor of 40 between maximum and minimum values). This indicates that the decay is indeed predominantly 3-body.