

Entropy Optimization of Scale-Free Networks Robustness to Random Failures

Bing Wang^a Huanwen Tang^{a,*} Chonghui Guo^a Zhilong Xiu^b

^a*Department of Applied Mathematics, Dalian University of Technology, Dalian
116024, P. R. China*

^b*School of Environmental and Biological Science and Technology, Dalian
University of Technology, Dalian 116024, P. R. China*

Abstract

Many networks are characterized by highly heterogeneous distributions of links, which are called scale-free networks and the degree distributions follow $p(k) \sim ck^{-\alpha}$. We study the robustness of scale-free networks to random failures from the character of their heterogeneity. Entropy of the degree distribution can be an average measure of a network's heterogeneity. Optimization of scale-free network robustness to random failures with average connectivity constant is equivalent to maximize the entropy of the degree distribution. By examining the relationship of entropy of the degree distribution, scaling exponent and the minimal connectivity, we get the optimal design of scale-free network to random failures. We conclude that entropy of the degree distribution is an effective measure of network's resilience to random failures.

Key words: scale-free networks; information theory; entropy; random failures

PACS: 89.75.-k; 89.75.Fb

1 Introduction

Many complex systems are characterized by the network of interactions among its components. It has been shown that most of the networks are highly

* Corresponding author.

Email addresses: bingbignmath@yahoo.com.cn (Bing Wang),
imsetang@dlut.edu.cn (Huanwen Tang), guochonghui@tsinghua.org.cn
(Chonghui Guo).

heterogeneous in their connectivity patterns. Heterogeneity can be easily identified by looking at the degree distribution $p(k)$, which gives the probability of having a node with k links. Most complex networks can be described by degree distributions $p(k) \sim ck^{-\alpha}$, with $\alpha \in (2, 3)$. These networks include social networks (such as movie-actor networks, science citations and cooperation networks), the Internet and the World Wide Web, metabolic network and protein interaction network, etc [1,2,3,4,5].

Since Albert *et al.* raised the question of random failures and intentional attack on networks [6], enormous interest has been devoted to the study of the resilience of networks to failures of nodes or to intentional attacks [7,8,9,10,11,12]. It is important to understand how to design networks which are optimally robust against both failures and attacks.

Most of researchers use percolation theory to study this problem [7,13]. A fraction p of the nodes and their connections are removed randomly-the integrity might be comprised: for $\alpha > 3$, there exists a certain threshold value p_c . When $p > p_c$, the network disintegrates into smaller, disconnected parts. Below that critical threshold value, there still exists a connected cluster. For $2 < \alpha < 3$, the networks are more resilient and the threshold value p_c approaches 1 [7]. Also, some researchers work on optimizing network robustness to both random failures and attacks with percolation theory [14,15,16,17]. Valente *et al.* optimized the percolation threshold value p_c with a given fixed average number of links. They found that the degree distribution of the optimal network is at most three distinct node degrees [14]. Tanizawa *et al.* and Paul *et al.* got the same degree distribution of the optimal complex network respectively, which they called bimodal degree distribution [15,16].

A simple but essential character of scale-free network is its heterogeneous link distribution. Moreover, heterogeneity is in direct relationship with the network's resilience to attacks. Many real-world networks are scale-free and they are robust to random failures but vulnerable to targeted attacks. Heterogeneity can be measured by the definition of entropy [18,19]. Solé *et al.* used entropy of the remaining degree and mutual information to study some model networks of different heterogeneity and randomness [19].

In this paper, different from percolation theory, we try an alternative point of view-entropy of the degree distribution to describe scale-free network's heterogeneity. To determine the optimal design of scale-free network to random failures, we maximize the robustness of scale-free network to random failures while keeping the cost constant (that is, the average number of links per node remains constant). We find that optimization of scale-free network's robustness to random failures is equivalent to maximize entropy of the degree distribution. By optimizing entropy of the degree distribution, we get the scenario of optimal design of scale-free network to random failures.

2 Entropy of the degree distribution

In general, scale-free networks have the degree distributions $p(k)$, $p(k) \sim ck^{-\alpha}$, $k = m, m + 1, \dots, K$, where m is the minimal connectivity and K is an effective connectivity cutoff present in finite networks. Then entropy of the degree distribution can be defined as follows:

$$H = - \sum_{k=1}^{N-1} p(k) \log p(k) \quad (1)$$

where N is the total number of nodes in the network. Within the context of complex networks, it can be a measure of uncertainty [20]. Within the context of complex nets, it provides an average measure of network's heterogeneity, since it measures the diversity of the link distribution [19]. Two extreme cases are the maximal value and the minimal one. The maximum value is $H_{max} = \log(N - 1)$ obtained for $p(k) = \frac{1}{N-1} (\forall k = 1, 2, \dots, N - 1)$. $H_{min} = 0$ which occurs when $p(k) = \{0, \dots, 1, \dots, 0\}$.

The entropy of the degree distribution defined above is different from the usual entropy of the network. But both entropy of the degree distribution and entropy of the network can measure the degree of heterogeneity of a network. For the power law degree distribution of scale-free network, the impact of diversity (long tails) is obvious, increasing the uncertainty. As the scaling exponent increases or the cut-off decreases, the network becomes less heterogeneous and as a result a lower entropy is observed [19].

In this paper, we study the entropy of the degree distribution for scale-free networks. With continuous approximation, for the power law degree distribution of scale-free network, entropy H can be expressed as follows:

$$\begin{aligned}
H &= - \int_m^K p(k) \log p(k) dk \\
&= - \int_m^K ck^{-\alpha} \log(ck^{-\alpha}) dk \\
&= - \int_m^K (c \log c \cdot k^{-\alpha} + ck^{-\alpha} \cdot \log k^{-\alpha}) dk \\
&= - \frac{c \log c}{1-\alpha} \cdot (K^{1-\alpha} - m^{1-\alpha}) - \frac{c}{1-\alpha} \cdot \int_m^K (-\alpha) \cdot \log k d(k^{1-\alpha}) \\
&= - \frac{c \log c}{1-\alpha} \cdot (K^{1-\alpha} - m^{1-\alpha}) + \frac{c\alpha}{1-\alpha} \cdot [\log K \cdot K^{1-\alpha} - \log m \cdot m^{1-\alpha} \\
&\quad - \int_m^K k^{1-\alpha} \cdot k^{-1} dk] \\
&= - \frac{c \log c}{1-\alpha} \cdot (K^{1-\alpha} - m^{1-\alpha}) + \frac{c\alpha}{1-\alpha} \cdot [\log K \cdot K^{1-\alpha} - \log m \cdot m^{1-\alpha} \\
&\quad - \frac{1}{1-\alpha} \cdot (K^{1-\alpha} - m^{1-\alpha})] \tag{2}
\end{aligned}$$

The largest connectivity $K \approx mN^{\frac{1}{\alpha-1}}$ [7], The coefficient c is obtained from

$$\begin{aligned}
1 &= \int_m^\infty p(k) dk \\
&= \int_m^\infty ck^{-\alpha} dk \\
&= \frac{c}{1-\alpha} \cdot (-m^{1-\alpha}) \tag{3}
\end{aligned}$$

and thus

$$c = (\alpha - 1) \cdot m^{\alpha-1} \tag{4}$$

Then entropy H can be expressed as a function of scaling exponent α , the minimal connectivity m and network scale N .

$$H = \left(\log\left(\frac{\alpha-1}{m}\right) + \frac{\alpha}{1-\alpha} \right) \cdot \left(\frac{1}{N} - 1 \right) - \frac{\alpha}{(\alpha-1)} \cdot \frac{\log N}{N} \tag{5}$$

Fig. 1 displays the relationship between entropy H and α for different N when the minimal connectivity m is defined. We know that with the increase

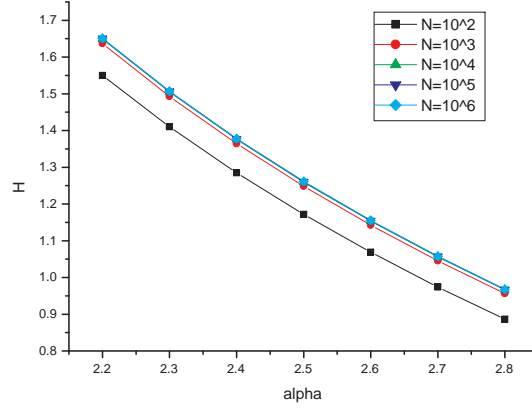


Fig. 1. H for different N versus α with $m = 1$.

of scaling exponent α , the cut-off connectivity K decreases, which makes the network less heterogeneous. As a result a lower entropy is observed. So different scaling exponent α brings the network different degree of heterogeneity.

The average connectivity $\langle k \rangle$ is obtained with continuous approximation,

$$\begin{aligned}
 \langle k \rangle &= \int_m^K k \cdot p(k) dk \\
 &= \int_m^K k \cdot c k^{-\alpha} dk \\
 &= \frac{c}{2-\alpha} \cdot (K^{2-\alpha} - m^{2-\alpha})
 \end{aligned} \tag{6}$$

and thus

$$\langle k \rangle \approx \frac{\alpha-1}{2-\alpha} \cdot m \cdot (N^{\frac{2-\alpha}{\alpha-1}} - 1) \tag{7}$$

According to the above results, we can formulate the scale-free network's resilience to random failures problem as the following nonlinear mixed integer programming.

$$\begin{aligned}
& \max H(\alpha, m, N) \\
& \text{s.t. } \langle k \rangle = c
\end{aligned} \tag{8}$$

The problem can be rewritten as follows:

$$\begin{aligned}
& \max H(\alpha, m, N) \\
& \text{s.t. } \frac{\alpha - 1}{2 - \alpha} \cdot m \cdot (N^{\frac{2-\alpha}{\alpha-1}} - 1) = c \\
& 2 < \alpha < 3 \\
& 1 \leq m \leq (N - 1) \\
& m \in \text{integer}
\end{aligned} \tag{9}$$

We get the optimal value H , the optimal solutions α and m for different average connectivity $\langle k \rangle$. The results are shown in Fig. 2. From Fig. 2,

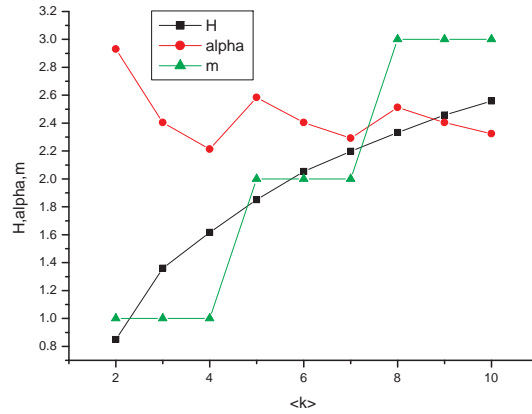


Fig. 2. The optimal value H , the optimal solutions α and m versus $\langle k \rangle$ with $N = 1000$.

we can see that, in general, with the increase of average connectivity $\langle k \rangle$, entropy H as well as the minimal connectivity m increases, too. In part, the optimal minimal connectivity m keeps constant for a certain range of $\langle k \rangle$, where scaling exponent α decreases with the increase of $\langle k \rangle$. As a result, the optimal network becomes much heterogeneous than the one with bigger scaling exponent.

To prove entropy of the degree distribution is indeed an effective measure of network robustness under node removal, we examine the relationship between entropy of the degree distribution and the network threshold value p_c , which

was presented by Cohen *et al.* with percolation theory [7]. The criterion to calculate the percolation critical threshold value p_c of a randomly connected network is:

$$1 - p_c = \frac{1}{\kappa_0 - 1} \quad (10)$$

Where $\kappa_0 = \frac{\langle k^2 \rangle}{\langle k \rangle}$ is calculated from the original distribution before the random failures. With $K \approx mN^{\frac{1}{\alpha-1}}$, κ_0 can be expressed as follows:

$$\kappa_0 \approx \frac{\alpha - 2}{3 - \alpha} \cdot m \cdot N^{(3-\alpha)/(\alpha-1)} \quad (11)$$

We study the relationship between p_c and H for different $\langle k \rangle$. In Fig. 3, the optimal value H , the optimal solutions α , m and the corresponding p_c for different $\langle k \rangle$ are shown. We can also find that for a certain range of $\langle k \rangle$, where the minimal connectivity m is constant, scaling exponent α decreases with the increase of $\langle k \rangle$, which results in the increase of both entropy H and p_c . So the network's resilience to random failures has close relationship with both the minimal connectivity m and average connectivity $\langle k \rangle$. When the minimal connectivity m is constant, the optimal entropy H is in direct relationship with the scaling exponent α , which decides the network's resilience to random failures. We may ask how the network's robustness changes with

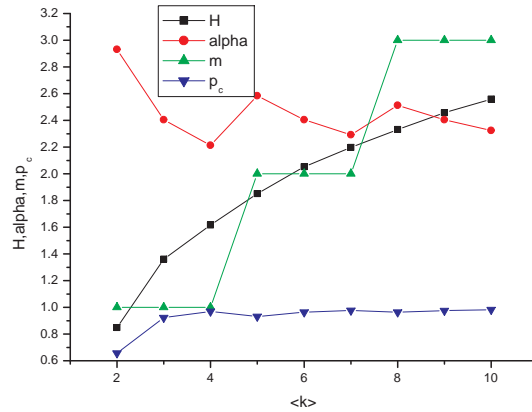


Fig. 3. The optimal value H , the optimal solutions α , m and corresponding p_c versus $\langle k \rangle$ with $N = 1000$.

N . Since both α and N affect network's resilience to random failures. We just examine the relationship between p_c and α for different N . The results are shown in Fig. 4. From Fig. 4, we can see that with the increase of α , p_c

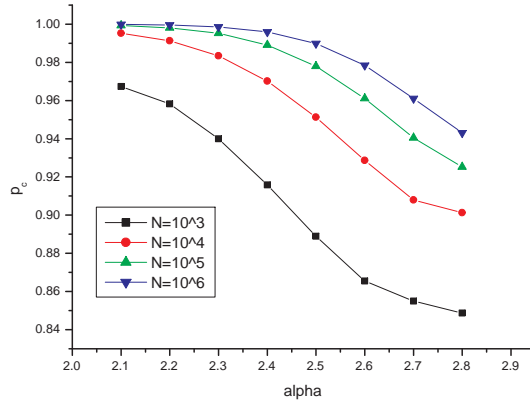


Fig. 4. p_c for different N versus α with $m = 1$.

decreases, while the threshold value p_c becomes bigger with the increase of network scale N , which are consistent with the results in Fig.1.

3 Conclusions

In real-world networks one is often interested in the question of how to design a robust network while keeping the cost constant. It is well known that scale-free networks are resilient to random failures for their heterogeneous links distributions.

In this paper, different from percolation theory to evaluate the threshold value p_c , we use entropy of the degree distribution to study the resilience of scale-free networks to random failures. Heterogeneity is a simple but essential character of scale-free networks and it is in direct relationship with the network's resilience to random failures. This character urges us to use the entropy of the degree distribution, which provides an average measure of heterogeneity, to study the effect of random failures on scale-free networks. Based on scale-free networks, by optimizing entropy of the degree distribution, we get the optimal value of entropy H , the optimal solutions of α and m for different $\langle k \rangle$. The results indicate that when the network scale N is constant, the optimal network's robustness increases with $\langle k \rangle$ in general. The optimal solution m is constant for a certain range of $\langle k \rangle$, in which range the scaling exponent α decreases. So a higher entropy is obtained. Of course large average connectivity brings high cost. We then examine the relationship between threshold value p_c and N for different α . The results are also consistent with that of entropy of the degree distribution.

We just try an alternative point of view to analyze the robustness of the network from its heterogeneity. The results indicate that entropy of the degree distribution is an effective measure of scale-free network's resilience to random

failures. Deep discussions on the resilience of scale-free networks to targeted attacks will be made in the future.

Acknowledgements

We are grateful to all the anonymous referees who provided insightful and helpful comments. The work was supported by NSFC(90103033).

References

- [1] R. Albert, A.-L. Barabási, Rev. Mod. Phys. 74(2002)47.
- [2] M.E.J. Newman, SIAM Review 45(2003)167.
- [3] S.N.J. Dorogovtsev, F.F. Mendes, Adv. Phys. 51(2002)1079.
- [4] H. Jeong, B. Tombor, R. Albert, Z.N. Oltvai, Nature 407(2000)651.
- [5] H. Jeong, S.P. Mason, A.-L. Barabási, Z.N. Oltvai, Nature 411(2001)41.
- [6] R. Albert, H. Jeong, A.-L. Barabási, Nature 406(2000)378.
- [7] R. Cohen, K. Erez, D. ben-Avraham, S. Havlin, Phys. Rev. Lett. 85(2000)4626.
- [8] R. Cohen, K. Erez, D. ben-Avraham, S. Havlin, Phys. Rev. Lett. 86(2001)3682.
- [9] R. Albert, H. Jeong, A.-L. Barabási, Nature 409(2001)542.
- [10] P. Holme, B.J. Kim, Phys. Rev. E 65(2002)056109.
- [11] L.K. Gallos, P. Argyrakis, A. Bunde, R. Cohen, S. Havlin, Physica A 344(2004)504.
- [12] P. Crucitti, V. Latora, M. Marchiori, A. Rapisarda, Physica A 340(2004)388.
- [13] Tao Zhou, Gang Yan, Bing-Hong Wang, Phys. Rev. E 71(2005)046141.
- [14] A.X.C.N. Valente, A. Sarkar and H.A. Stone, Phys. Rev. Lett. 92(2004)118702.
- [15] T. Tanizawa, G. Paul, R. Cohen, S. Havlin and H.E. Stanley, Phys. Rev. E. 71(2005)047101.
- [16] G. Paul, T. Tanizawa, S. Havlin and H.E. Stanley, Eur. Phys. J. B 38(2004)187.
- [17] D. Magoni, IEEE Journal On Selected Areas in Communications, 21(2003)949.
- [18] R.F.i. Cancho, R.V. Solé, Lect. Notes. Phys. 625(2003)114.
- [19] R.V. Solé, S. Valverde, Lect. Notes. Phys. 650(2004)189.
- [20] R.B. Ash. Information Theory, Dover, London (1965).