

Quantum transitions induced by the third cumulant of current fluctuations

T. Ojanen* and T. T. Heikkilä

Low Temperature Laboratory, Helsinki University of Technology, P. O. Box 2200, FIN-02015 HUT, Finland

(Dated: May 24, 2019)

We investigate the transitions induced by external current fluctuations on a small probe quantum system. The rates for the transitions between the energy states are calculated using the real-time Keldysh formalism for the density matrix evolution. We especially detail the effects of the third cumulant of current fluctuations inductively coupled to a quantum bit and propose a setup for detecting the frequency-dependent third cumulant through the transitions it induces.

The study of fluctuations has been in the center of interest in physics for decades. The relevance of noise and fluctuations is underlined by the fundamental relation between fluctuations and dissipation in physical systems. One very concrete example of fluctuations is the current noise in electric circuits. At equilibrium, it obeys the fluctuation-dissipation theorem which relates the magnitude of fluctuations to the temperature and the impedance of the circuit. For a quantum system with a finite number of levels interacting with an environment, the magnitude of these fluctuations in the environment then determines the steady state of the system, along with the rate with which this steady state is approached.

During the past decade, the theory of electric fluctuations in mesoscopic systems has been significantly developed to characterize them also out of equilibrium [1, 2], where a finite average current leads to shot noise. The main motivation for this is to obtain information about the microscopic physical phenomena inside electric conductors and to understand the effects of the electromagnetic environment on mesoscopic circuits. In large wires the current statistics is Gaussian and fully characterized by the average current and the noise power. The experimental development in manufacturing smaller circuits has enabled the study of the non-Gaussian character of fluctuations in mesoscopic samples [3, 4]. In principle, the knowledge of these fluctuations allows for an improved characterization of the conductors [1], or the study of the effect their non-Gaussian character causes on other mesoscopic systems [5, 6, 7, 8].

With a nonvanishing average current, the probability distribution of current fluctuations no longer needs to be symmetric between positive and negative currents. In particular, the third cumulant of fluctuations describing the skewness of the current distribution may be finite. It is also the lowest cumulant indicating a non-Gaussian distribution. Despite the strong theoretical effort describing the nature of the higher-order cumulants [1], measuring even the third cumulant with conventional techniques has turned out to be difficult and so far its only measurements exist for the case of a tunnel junction [3]. The attention is thus turning towards using other mesoscopic systems as fluctuation detectors [5, 6, 9, 10, 11].

In this Letter we analyze the transitions caused by

external current fluctuations on a probe quantum system. First, we present a formula correcting the Golden Rule transition rates by taking into account the next order effects that are dependent on the third cumulant. Secondly, we study how this result can be used for detecting non-Gaussian fluctuations. We can establish conditions imposed to suitable probe systems for detecting the third-cumulant induced excitations. The possibility to use a quantum two-state system (qubit) for this purpose is studied in detail. We propose a setup for measuring the effects of the frequency-dependent third cumulant by a Josephson flux qubit [12, 13]. This can be viewed as a generalization of using qubits as spectrometers of the quantum noise power [11], a method which has already been experimentally demonstrated [14]. Our analysis also shows how the presence of non-Gaussian fluctuations may lead to a negative qubit temperature.

Our starting point is the Hamiltonian

$$H = H_{\text{ext}} + H_s + H_{\text{int}}, \quad (1)$$

where H_{ext} is the Hamiltonian for the environment where the current fluctuates, H_s is the Hamiltonian for the quantum system we use as a probe for the fluctuations and H_{int} is the interaction Hamiltonian between the environment and the probe quantum system. Motivated by the case of a current-biased Josephson junction and the magnetic interaction between two circuits considered later, we study the bilinear coupling of the form $H_{\text{int}} = g \delta I \phi$. In this expression δI is the current fluctuation operator acting on the environment, ϕ is an operator acting on the probe system and g is the coupling constant of the interaction. We assume that the quantum system is described by a set of energy eigenstates $\{|n\rangle\}$ and the average current effect $g \langle I \rangle \phi$ is included in H_s . If the latter is not the case, δI should be replaced with the total current operator in the following formulas. Treating H_{int} as a perturbation, the Fermi Golden Rule predicts the transition rate $\Gamma_{n \rightarrow n'}^{(2)} = \frac{2\pi g^2}{\hbar^2} |\phi_{n n'}|^2 S_{\delta I}(\frac{E_n - E_{n'}}{\hbar})$ between the eigenstates of the probe system [11]. The matrix element is defined as $\phi_{n n'} = \langle n | \phi | n' \rangle$ and the noise power $S_{\delta I}(\omega) = \frac{1}{2\pi} \int_{-\infty}^{\infty} e^{i\omega t} \langle \delta I(t) \delta I(0) \rangle dt$. The lowest-order estimate $\Gamma^{(2)}$ is thus proportional to the second cumulant of current fluctuations. The correlator in the above expression is calculated with respect to the envi-

ronment Hamiltonian H_{ext} as if the probe system did not exist. We aim to correct the transition rate $\Gamma^{(2)}$ by calculating the next order contribution $\Gamma^{(3)}$, depending on the third cumulant.

We use the real-time Keldysh method for the density matrix evolution outlined in [15, 16]. We assume that the system and the environment are initially uncorrelated, so the initial total density operator is of the tensor product form $\rho_{\text{tot}} = \rho_{\text{ext}} \otimes \rho_s$, where ρ_{ext} and ρ_s are the density operators for the environment and the probe system. We are interested in the dynamics of the probe system in particular, so we study the reduced density operator $\rho(t) = \text{Tr}_{\text{ext}} \rho_{\text{tot}}(t)$. The trace is performed over a complete set of environment states. The idea is to solve the long time temporal evolution of a diagonal element of the reduced density matrix $\rho_{n'n'}(t) = \langle n' | \rho(t) | n' \rangle$ with the initial condition $\rho_{nn}(t_0) = 1$ ($n \neq n'$). In the long-time evolution $\rho_{n'n'}(t)$ is proportional to the total evolution time $t - t_0$. Dividing this answer by the total time we get the transition rate $\Gamma_{n \rightarrow n'}$.

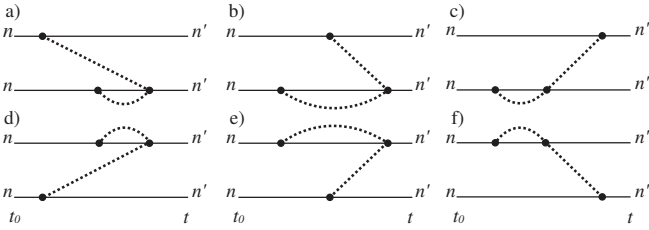


FIG. 1: Six diagrams contributing to $\Gamma_{n \rightarrow n'}^{(3)}$. Each diagram represents temporal evolution from the initial state $|n\rangle\langle n|$ to the final state $|n'\rangle\langle n'|$. The dots represent interaction vertices $g\delta I\phi$ and the horizontal lines forward and backward propagation in time.

Since the lowest-order contribution to the total transition rate $\Gamma_{n \rightarrow n'}$ is the well-known Golden-Rule result $\Gamma_{n \rightarrow n'}^{(2)}$, we concentrate on the next order contribution $\Gamma_{n \rightarrow n'}^{(3)}$. The total rate is then given by $\Gamma_{n \rightarrow n'} = \Gamma_{n \rightarrow n'}^{(2)} + \Gamma_{n \rightarrow n'}^{(3)}$. Treating $H_{\text{int}} = g\delta I\phi$ as a perturbation and using the graphical rules derived in [15], we find six different diagrams contributing to $\Gamma_{n \rightarrow n'}^{(3)}$, see Fig. 1. Only three of the diagrams need to be calculated because diagrams a) and d), b) and e), and c) and f) are complex conjugates of each other.

To present the result in a compact way we define a correlator

$$\delta^3 I(\omega_1, \omega_2) = \frac{1}{(2\pi)^2} \int_{-\infty}^{\infty} d(t_3 - t_1) \int_{-\infty}^{\infty} d(t_2 - t_1) \times \\ \times e^{i\omega_1(t_2 - t_1) + i\omega_2(t_3 - t_1)} \langle \tilde{T}[\delta I(t_1)\delta I(t_2)]\delta I(t_3) \rangle, \quad (2)$$

where \tilde{T} denotes the antitime-ordering operator. The time-dependent correlator is calculated with respect to

the free external Hamiltonian H_{ext} with the density operator $\rho_{\text{ext}}(t_0)$. We assume H_{ext} to be independent of time and $\rho_{\text{ext}}(t_0)$ to describe a stationary state with respect to H_{ext} . Our results can be stated with the help of the Fourier transform of $\langle \delta I(t_3)T[\delta I(t_2)\delta I(t_1)] \rangle$, which is simply the complex conjugate of the previous correlator, so it is matter of choice which one to use [17].

Evaluating and summing the different contributions shown in Fig. 1, we obtain the result

$$\Gamma_{n \rightarrow n'}^{(3)} = \frac{4\pi g^3}{\hbar^3} \text{Re} \sum_{n_1} \left[\int_{-\infty}^{\infty} \frac{\delta^3 I(\frac{E}{\hbar}, \frac{E_{n'} - E_n}{\hbar})}{E - (E_{n_1} - E_{n'}) - i\eta} dE \times \right. \\ \left. \times \phi_{n',n} \phi_{n_1,n'} \phi_{n,n_1} \right]. \quad (3)$$

The summation is extended over all the eigenstates of H_s and η denotes a positive infinitesimal quantity. With the help of the identity $\frac{1}{x - x_0 \pm i\eta} = P \frac{1}{x - x_0} \mp i\pi \delta(x - x_0)$, where P stands for a principle value integral, we can write (3) in the form

$$\Gamma_{n \rightarrow n'}^{(3)} = -\frac{4\pi g^3}{\hbar^3} \times \text{Im} \sum_{n_1} \left[-i P \frac{\delta^3 I(\frac{E}{\hbar}, \frac{E_{n'} - E_n}{\hbar})}{E - (E_{n_1} - E_{n'})} + \right. \\ \left. + \pi \delta^3 I(\frac{E_{n_1} - E_{n'}}{\hbar}, \frac{E_{n'} - E_n}{\hbar}) \right] \phi_{n',n} \phi_{n_1,n'} \phi_{n,n_1}. \quad (4)$$

Even without the knowledge of $\delta^3 I(\omega_1, \omega_2)$, the general results (3,4) contain some information about the requirements made for the meter designed to detect the third-cumulant effects. The structure of the product of the matrix elements $\phi_{n_i n_j}$ restricts the possible physical realizations used in detecting the transitions induced by the third cumulant. If the probe system is quadratic and ϕ corresponds to its position or momentum operator, $\Gamma_{n \rightarrow n'}^{(3)}$ vanishes. For example, the study of transitions of a harmonic oscillator coupled linearly to the current fluctuations by its position or momentum operator will not reveal the effects of the third cumulant.

Next we turn to study the case where the probe system is a qubit. The system Hamiltonian can be written as $H_s = -\frac{1}{2}B_z\sigma_z - \frac{1}{2}B_x\sigma_x$ and the interaction term as $H_{\text{int}} = g\delta I\sigma_z$. The fact that we have chosen the coupling operator to be $\phi = \sigma_z$ does not play any role at the moment but will be convenient in the flux qubit realization. The system Hamiltonian has the eigenstates $|E_1\rangle = \alpha|\uparrow\rangle + \beta|\downarrow\rangle$, $|E_0\rangle = -\beta|\uparrow\rangle + \alpha|\downarrow\rangle$ and the eigenenergies $E_1 = \frac{1}{2}\sqrt{B_x^2 + B_z^2}$, $E_0 = -\frac{1}{2}\sqrt{B_x^2 + B_z^2}$. The coefficients can be parametrized as $\alpha = \cos\frac{\phi}{2}$ and $\beta = \sin\frac{\phi}{2}$, where the angle is given by $\tan\phi = \frac{B_x}{B_z}$. We denote the energy difference between the two eigenstates as $\Delta E = \sqrt{B_x^2 + B_z^2}$. Using the above conventions and the general result (4), we can express the corrections to the transition rates as

$$\Gamma_{E_1 \rightarrow E_0}^{(3)} = \frac{16\pi g^3}{\hbar^3} F(\frac{\Delta E}{\hbar}) (\alpha\beta)^2 (\alpha^2 - \beta^2) \\ \Gamma_{E_0 \rightarrow E_1}^{(3)} = -\frac{16\pi g^3}{\hbar^3} F(-\frac{\Delta E}{\hbar}) (\alpha\beta)^2 (\alpha^2 - \beta^2). \quad (5)$$

The function $F(\omega)$ contains the information about the third cumulant and is defined as

$$F(\omega) = \text{Im} \left[-iP \frac{\delta^3 I(\frac{E}{\hbar}, -\omega)}{E - \hbar\omega} + iP \frac{\delta^3 I(\frac{E}{\hbar}, -\omega)}{E} + \pi \delta^3 I(\omega, -\omega) - \pi \delta^3 I(0, -\omega) \right]. \quad (6)$$

Comparing the result (5) with the Golden Rule rates

$$\begin{aligned} \Gamma_{E_1 \rightarrow E_0}^{(2)} &= \frac{8\pi g^2}{\hbar^2} S_{\delta I} \left(\frac{\Delta E}{\hbar} \right) (\alpha\beta)^2 \\ \Gamma_{E_0 \rightarrow E_1}^{(2)} &= \frac{8\pi g^2}{\hbar^2} S_{\delta I} \left(-\frac{\Delta E}{\hbar} \right) (\alpha\beta)^2, \end{aligned} \quad (7)$$

one notices that the function $F(\omega)$ plays a similar role in $\Gamma^{(3)}$ as the noise power in $\Gamma^{(2)}$.

Supposing we can control the effective magnetic fields B_x and B_z , we can optimize the parameters α and β to produce the maximum effect from $\Gamma^{(3)}$. The absolute value of the expression $(\alpha\beta)^2(\alpha^2 - \beta^2)$ is maximized by choosing $\alpha = 0.89$ and $\beta = 0.46$ or vice versa. The first choice implies that $B_x/B_z = 1.4$. By changing the magnitude of $\Delta E = \sqrt{B_x^2 + B_z^2}$ but keeping this ratio fixed, one can probe $F(\omega)$ as a function of the frequency.

To observe the transition effects from the external current fluctuations, the intrinsic relaxation rates of the qubit must not overwhelm the transitions. A qubit always has some intrinsic transition rates produced by the electromagnetic environment which cannot be neglected (we consider the external fluctuation circuit as an additional environment). If the lifetimes of the energy states of the qubit are much longer in the absence of the external circuit one can then measure the effects purely induced by the external system.

A possible physical realization for the system considered above is a Josephson flux qubit [12, 13] coupled inductively to the external circuit, see Fig. 2. The interaction Hamiltonian is of the form $H_{\text{int}} = \frac{M\Delta\phi}{2L_{qb}} \delta I \sigma_z$, where M is the mutual inductance between the qubit and the external circuit, $\Delta\phi$ is the flux difference between the two states of the flux qubit and L_{qb} is the inductance of the qubit. We choose $\langle \delta I \rangle = 0$, since the effects of the finite average external current can be included in redefining B_z or eliminated by a flux control. The effective magnetic fields can be controlled by external fluxes through the loops so the qubit can be biased to the optimal point for detecting $\Gamma^{(3)}$. The transition rates follow from Eqs. (5) and (7) after the identification $g = \frac{M\Delta\phi}{2L_{qb}}$.

We now assume that the intrinsic transition rates of the qubit are much lower than the rates induced by the current fluctuations. One possibility to detect $\Gamma^{(3)}$ is to let the qubit to reach the stationary state and then determine the probabilities P_{E_1} and P_{E_0} of the states $|E_1\rangle$ and $|E_0\rangle$ ($P_{E_1} = 1 - P_{E_0}$). This can be achieved by repeated measurements of the qubit. From detailed balance we get $\frac{P_{E_0}}{P_{E_1}} = \frac{\Gamma_{E_1 \rightarrow E_0}}{\Gamma_{E_0 \rightarrow E_1}} = \frac{\Gamma_{E_1 \rightarrow E_0}^{(2)} + \Gamma_{E_1 \rightarrow E_0}^{(3)}}{\Gamma_{E_0 \rightarrow E_1}^{(2)} + \Gamma_{E_0 \rightarrow E_1}^{(3)}}$. Now

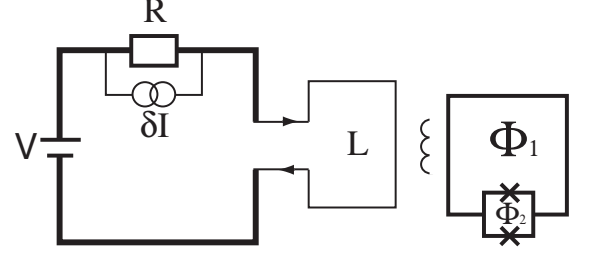


FIG. 2: Josephson flux qubit inductively coupled to external circuit producing current fluctuations. The effective magnetic fields B_z, B_x can be tuned by controlling fluxes Φ_1, Φ_2 to maximize the effects of $\Gamma^{(3)}$.

inverting the external current, $\Gamma^{(3)}$ changes sign and we get $\frac{P'_{E_0}}{P'_{E_1}} = \frac{\Gamma_{E_1 \rightarrow E_0}^{(2)} - \Gamma_{E_1 \rightarrow E_0}^{(3)}}{\Gamma_{E_0 \rightarrow E_1}^{(2)} - \Gamma_{E_0 \rightarrow E_1}^{(3)}}$. From the above relations one can solve $\Gamma_{E_1 \rightarrow E_0}^{(3)}$ and $\Gamma_{E_0 \rightarrow E_1}^{(3)}$ provided that the probabilities and $\Gamma^{(2)}$ are known. Theoretically one can evaluate $\Gamma^{(2)}$ by applying Eq. (7) or the rates can be determined experimentally. From Eqs. (5) and (7) we see that $\Gamma^{(3)}$ vanishes when $\alpha = \beta$ but $\Gamma^{(2)}$ remains finite. As a result, by keeping ΔE fixed but setting $B_z = 0$ it is possible to measure $\Gamma^{(2)}$ independently.

Let us estimate the size of $\Gamma^{(3)}$ in a flux qubit for a specific external setup. Suppose that the external circuit consists of a scatterer junction with resistance R and loop inductance L . We assume that the third cumulant of current fluctuations in the junction is frequency independent in the frequency scale of the circuit, $\omega_L \equiv R/L$. This is generally the case provided that the voltage eV over and the Thouless energy E_T of the scatterer, defined as the inverse time of flight through it, satisfy $eV, E_T \gg \hbar\omega_L$ [18, 19]. Then the frequency dependence of the correlator (2) arises solely from the classical effect of the inductance L modifying the noise. In this limit Eq. (2) can be approximated by

$$\delta^3 I(\omega_1, \omega_2) = \frac{F_3 e^2 I}{(1 + \frac{i\omega_1 L}{R})(1 + \frac{i\omega_2 L}{R})(1 - \frac{i(\omega_1 + \omega_2)L}{R})}, \quad (8)$$

where I is the average current in the circuit and F_3 is the Fano factor associated with the third cumulant. In deriving (8), we neglected the back-action of the qubit on these fluctuations. This leads to the rates $\Gamma_{E_0 \rightarrow E_1}^{(3)} = -\Gamma_{E_1 \rightarrow E_0}^{(3)} \equiv \Gamma^{(3)}$ given by

$$\Gamma^{(3)} = A \frac{\Delta E \omega_L^5}{(\Delta E^2 + \hbar^2 \omega_L^2)^2 (\Delta E^2 + 4\hbar^2 \omega_L^2)}, \quad (9)$$

where $A \equiv 48\pi^2 F_3 e^2 I g^3 \hbar^2 (\alpha\beta)^2 (\alpha^2 - \beta^2)$. The noise power for the setup can be written as

$$S_{\delta I}(\omega) = \frac{F_2 (eI - \frac{\hbar|\omega|}{R}) \theta(eV - \hbar|\omega|) + \frac{\hbar\omega\theta(\omega)}{R}}{(1 + \frac{i\omega}{\omega_L})(1 - \frac{i\omega}{\omega_L})}, \quad (10)$$

where F_2 is the Fano factor for the second cumulant and $\theta(x)$ is the Heaviside step function. This formula includes

the quantum fluctuations and is valid for our case provided that the temperature T is low, $k_B T \ll \Delta E$. In the limit $eV \gg \hbar\omega_L$, we get from Eqs. (9) and (7) that

$$\frac{\Gamma^{(3)}}{\Gamma^{(2)}} = 3\pi(\alpha^2 - \beta^2) \left(\frac{M\Delta\phi e}{\hbar L_{qb}} \right) \frac{F_3}{F_2} \times \frac{\Delta E \hbar^3 \omega_L^3}{(\Delta E^2 + \hbar^2 \omega_L^2)(\Delta E^2 + 4\hbar^2 \omega_L^2)}. \quad (11)$$

This determines the qubit polarization for large currents through the scatterer ($eV \gg \hbar\omega_L$). For the optimal parameters α and β mentioned above, $\alpha^2 - \beta^2 = 0.58$. The phase difference of the two flux states can be of order $\Phi_0/4 = h/8e$, so the third factor in (11) can be estimated as $\left(\frac{2\pi M}{8L_{qb}} \right)$. This ratio can be made of order unity or greater by an efficient inductive coupling and a large external inductance L . The factor F_3/F_2 depends solely on the nature of noise produced by the scatterer [20]. For realistic parameters $\omega_L = 10$ GHz and $\Delta E/\hbar = 1$ GHz the last factor is about 2.5%. Optimizing the setup one could expect a relative effect $\left| \frac{\Gamma^{(3)}}{\Gamma^{(2)}} \right|$ up to roughly 10 %.

The rates $\Gamma^{(2)}$ and $\Gamma^{(3)}$ due to the external circuit are proportional to the current. Now suppose that the intrinsic relaxation of the qubit is caused by an independent zero-averaged fluctuating Gaussian field. Then the second-order rate should be replaced by the sum of rates caused by the field and the external circuit, the third-order rate remaining unchanged. By increasing current, it should be possible to exceed all the intrinsic relaxation effects of the qubit. This transient behavior is plotted in Fig. 3. Note that in the case when $\Gamma^{(3)} > 0$, the total excitation rate of the qubit is higher than the rate for relaxing to the ground state. This leads to $P_1 > P_0$, i.e., a qubit state characterized by a negative temperature.

In conclusion, we have studied the transitions induced by the third cumulant of current fluctuations on a probe quantum system. We have calculated a general formula for the transition rates and propose a scheme to measure the predicted results using a Josephson flux qubit. We have showed that the third-order transition rates are governed by the variant of the third cumulant which to our knowledge has not been studied before.

We thank Valentina Brosco, Frank Hekking and Jukka Pekola for fruitful discussions. TTH acknowledges the funding from the Academy of Finland.

* Correspondence to teemuo@boojuum.hut.fi

- [1] *Quantum Noise in Mesoscopic Physics*, ed. by Yu. V. Nazarov, NATO Science Series II Vol. 97 (Kluwer, Dordrecht, 2003)
- [2] Ya. M. Blanter, M. Büttiker, Phys. Rep. **336**, 1 (2000).
- [3] B. Reulet, J. Senzier, and D. Prober, Phys. Rev. Lett. **91**, 196601 (2003); Yu. Bomze, G. Gershon, D. Shovkun, L. S. Levitov, M. Reznikov, cond-mat/0504382.
- [4] R. K. Lindell *et al.*, Phys. Rev. Lett. **93**, 197002 (2004).

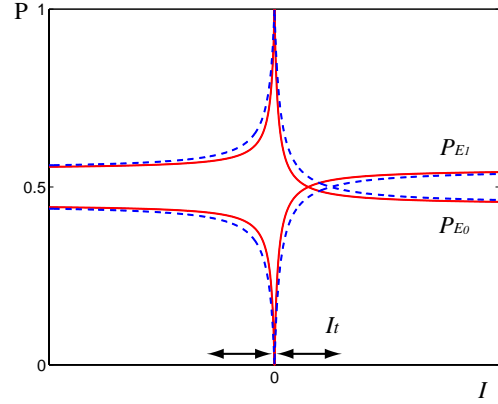


FIG. 3: (color online) Schematic plot of probabilities as a function of the external current in arbitrary units. The dashed line corresponds to a stronger intrinsic relaxation of the qubit than the solid line. We have assumed that the intrinsic noise is at zero temperature, i.e., it only contributes to $\Gamma_{E_1 \rightarrow E_0}^{(2)}$. The transient current I_t is determined by the quantum noise of the external circuit and of the intrinsic relaxation and satisfies $I_t \geq \hbar/eL$ (equality holds in the limit of a vanishing intrinsic relaxation). The exact shape of the transient in the zero current neighborhood results from our simplifying assumption that the dispersion of the third cumulant is entirely due to the circuit. The magnitude of the asymptotic deviation of probabilities from 0.5 is determined by the ratio (11), independent of this simplification. In the plot this ratio is taken as 10%.

- [5] T. T. Heikkilä, P. Virtanen, G. Johansson and F. K. Wilhelm, Phys. Rev. Lett. **93**, 247005 (2004).
- [6] J. Tobiska and Yu. V. Nazarov, Phys. Rev. Lett. **93**, 106801-1 (2004).
- [7] E. B. Sonin, cond-mat/0505424.
- [8] J. Ankerhold, H. Grabert, cond-mat/0504120.
- [9] R. Deblock, E. Onac, L. Gurevich, and L. P. Kouwenhoven, Science **301**, 203 (2003).
- [10] J. P. Pekola *et al.*, cond-mat/0502446.
- [11] R. Schoelkopf, A. Clerk, S. Girvin, K. Lehnert, and M. Devoret, cond-mat/0210247.
- [12] J. E. Mooij, *et al.*, Science **285**, 5430, 1036 (1999).
- [13] Yu. Makhlin, G. Schön, A. Shnirman, Rev. Mod. Phys. **73**, 357, (1999).
- [14] O. Astafiev, Yu. A. Pashkin, Y. Nakamura, T. Yamamoto and J. S. Tsai, Phys. Rev. Lett. **93**, 267007 (2004).
- [15] H. Schoeller, G. Schön, Phys. Rev. B **50**, 18 436 (1994).
- [16] R. P. Feynman and F. L. Vernon, Ann. Phys. (N.Y.) **24**, 118 (1963).
- [17] We are lead to study a different version of the frequency-dependent third cumulant than the one calculated in [18]. Relaxation effects cannot be obtained from their results.
- [18] A. V. Galaktionov, D. S. Golubev and A. D. Zaikin, Phys. Rev. B **68**, 235333 (2003)
- [19] S. Pilgram, K. E. Nagaev, and M. Büttiker, Phys. Rev. B **70**, 045304 (2004); K. E. Nagaev, S. Pilgram, and M. Büttiker, Phys. Rev. Lett. **92**, 176804 (2004).
- [20] The usual results for the third cumulant, as in most of Ref. [1], rely on a Keldysh-symmetrized third cumulant, which is slightly different from that applied here. See also discussion in G. B. Lesovik and N. M. Chtchelkatchev, JETP Lett. **77**, 393 (2003).