

## Geometrical quadrupolar frustration in DyB<sub>4</sub>

Ryuta WATANUKI<sup>1</sup> \*, Gou SATO<sup>2</sup>, Kazuya SUZUKI<sup>2</sup>, Masaki ISHIHARA<sup>3</sup>,  
Tatsuya YANAGISAWA<sup>3</sup>, Yuichi NEMOTO<sup>3</sup> and Terutaka GOTO<sup>3</sup>

<sup>1</sup> *Institute for Solid State Physics, University of Tokyo, Kashiwa, Chiba 277-8581, Japan*

<sup>2</sup> *Faculty of Engineering, Yokohama National University, Yokohama, 240-8501, Japan*

<sup>3</sup> *Graduate School of Science and Technology, Niigata University, Niigata 950-2181, Japan*

(Received January 25, 2020)

Physical properties of DyB<sub>4</sub> have been studied by magnetization, specific heat, and ultrasonic measurements. The magnetic entropy change and the ultrasonic properties in the intermediate phase II indicate that the degeneracy of internal degrees of freedom is not fully lifted in spite of the formation of magnetic order. The ultrasonic attenuation and the huge softening of  $C_{44}$  in phase II suggests existence of electric-quadrupolar (orbital) fluctuations of the 4*f*-electron. These unusual properties originate from the geometrical quadrupolar frustration.

**KEYWORDS:** DyB<sub>4</sub>, quadrupole order, Shastry-Sutherland lattice, geometrical quadrupolar frustration, quadrupolar fluctuation

Geometrical frustration, that is a geometrical prohibition against satisfying the lowest-energy state of each bipartite bond, leads to a variety of unusual physical properties, often causing extensive degeneracy in the ground state of the system and preventing an ordering. Well-known examples are triangular antiferromagnets, where the spin frustration causes various magnetic-ordering processes, such as CsCoCl<sub>3</sub><sup>1</sup> and CsNiCl<sub>3</sub>.<sup>2–5</sup> A renewed interest in geometrical frustration system has resulted from the discoveries of new magnetic properties in some materials. Two of them are the pyrochlore oxides Dy<sub>2</sub>Ti<sub>2</sub>O<sub>7</sub> and Ho<sub>2</sub>Ti<sub>2</sub>O<sub>7</sub> considered to be a model system of spin ice materials.<sup>6,7</sup> The spin ice model shows a strong geometrical frustration, which arise from the competition between a ferromagnetic nearest-neighbor interactions and axial single-ion anisotropy. The spins in this model are disordered with local configurations obeying the ice-rule in every tetrahedron and the ground state is macroscopically degenerate with residual entropy. In fact, Dy<sub>2</sub>Ti<sub>2</sub>O<sub>7</sub> shows the residual entropy of  $\sim 1.68$  J/mol K, which is numerically in agreement with the Pauling's entropy for water ice,  $R(1/2) \ln(3/2)$ .<sup>8</sup> Another new noteworthy discovery is a formation of unusual short-range order named magnetic random layer (MRL) lattice in RB<sub>2</sub>C (R = Dy, Ho)<sup>9</sup> resulting in an unusual neutron scattering in the low wave number region. The unconventional MRL state with large magnetic fluctuations originates from the frustrated nature of Shastry-Sutherland lattice (SSL) consisting of the rare earth atoms.<sup>10</sup>

In this letter, we focus on a frustration of the orbital (quadrupole) degrees of freedom for 4*f* electron system, and propose that DyB<sub>4</sub> is the first example of a *geometrically quadrupolar (orbital) frustrated system*. DyB<sub>4</sub> crystallizes in the tetragonal ThB<sub>4</sub>-type structure belonging to space group  $D_{4h}^5 - P4/mbm$ .<sup>11–13</sup> The boron atoms form a continuous three-dimensional network. The Dy atoms are located below and above the centers of the seven-membered boron rings in densely packed planes of boron atoms. All Dy atoms occupy at the equiva-

lent sites having orthorhombic symmetry  $C_{2v}$  (Fig. 4 (a)). The two-dimensional layer of dysprosium atoms is formed by fused equilateral triangles and squares. It can be considered that this arrangement of the dysprosium atoms is SSL. Previous studies of the magnetic properties of DyB<sub>4</sub> have shown that it orders antiferromagnetically.<sup>14,15</sup> Two second order magnetic phase transitions have been discovered at 20.4 K and 12.8 K.<sup>16</sup> A neutron diffraction study of Dy<sup>11</sup>B<sub>4</sub> was performed at 4.2 K.<sup>17</sup> The deduced magnetic structure is a simple collinear antiferromagnetic one with the sequence (+ + – –) for the four Dy atoms of the tetragonal unit cell. The magnetic moments are oriented parallel to the [001]-axis. However, it seems that the data is insufficient to determine the detailed magnetic structure of DyB<sub>4</sub>, owing to the strong absorption of thermal neutrons by dysprosium. There is very little report on the physical properties of DyB<sub>4</sub> and any studies from the point of view of the frustration and the role of quadrupolar interactions is lacking. Here we investigated in the detail physical properties of DyB<sub>4</sub> by means of magnetic susceptibility, specific heat, and ultrasonic measurements.

Single crystals of DyB<sub>4</sub> were prepared by the Czochralski method in argon atmosphere using a tetra-arc furnace. The magnetization of DyB<sub>4</sub> was measured using a SQUID magnetometer in the temperature range of 1.8–300 K. The magnetic susceptibility measurements were performed under zero-field-cooled (ZFC) and field-cooled (FC) conditions. Specific heat measurement was carried out by heat-relaxation method down to 1.9 K. The elastic properties of DyB<sub>4</sub> were investigated by means of ultrasonic measurements. Ultrasonic measurement is a powerful probe for examining the quadrupolar effect in an *f*-electron system with an orbitally degenerate ground state, because the quadrupole of the 4*f* electron couples to the elastic strain. The elastic constant  $C_{\Gamma}$  of the sample was obtained by  $C_{\Gamma} = \rho v^2$ , where  $v$  and  $\rho$  represent the sound velocity and the mass density, respectively.  $v$  was measured by a phase comparator using double balanced mixers and  $\rho = 6.783 \times 10^3$  kg/m<sup>3</sup> is calcu-

\*E-mail address: ryu-wat@issp.u-tokyo.ac.jp

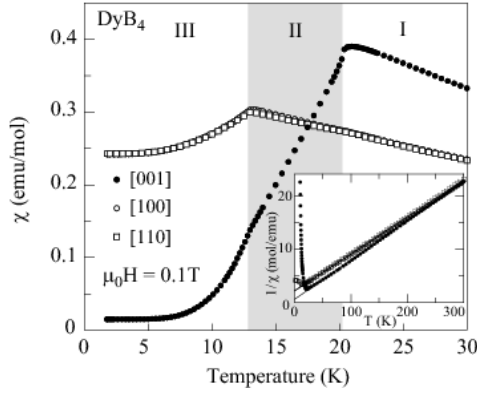


Fig. 1. Magnetic susceptibility  $\chi$  of DyB<sub>4</sub>. The inset shows the Curie-Weiss fit to the inverse susceptibility.

lated using the lattice constants  $a = 7.0960(4)$  Å and  $c = 4.0128(2)$  Å of DyB<sub>4</sub> at 25 K.<sup>18</sup>

Figure 1 shows the magnetic susceptibility  $\chi$  for a single crystal of DyB<sub>4</sub>. No difference between the FC and ZFC susceptibilities in any direction is observed in the whole temperature range; therefore only ZFC data are shown for clarification. The coincidence of the ZFC and FC data suggests that no spontaneous magnetization is present in DyB<sub>4</sub>. The susceptibility for  $\mathbf{H} \parallel [001]$  shows a maximum at about 21.0 K and a small discontinuous drop occurs at 20.3 K. In addition, a small shoulder is observed at 13.0 K. On the other hand, those for  $\mathbf{H} \parallel [100]$  and  $\mathbf{H} \parallel [110]$  show no anomalies around 21 K but have a cusp-like maxima at 13.0 K. These results suggest that the  $z$  and  $xy$ -components of the magnetic moments order independently at  $T_{C1} \sim 20.3$  K and  $T_{C2} \sim 13.0$  K, respectively. The results may be divided into three temperature regions, which are called hereafter as phase I ( $T > T_{C1}$ ), II ( $T_{C2} < T < T_{C1}$ ) and III ( $T < T_{C2}$ ) in the sequence of decreasing temperature. The magnetic structure in phase II would be a partially dynamical one, that is, the components of the magnetic moments parallel to the  $[001]$ -axis are ordered while the perpendicular components remain disordered; then below  $T_{C2}$ , all components are ordered.

The inverse molar susceptibilities  $\chi^{-1}$  of DyB<sub>4</sub> (the inset of Fig. 1) show the linear temperature dependence above 250 K for  $\mathbf{H} \parallel [001]$  and 35 K for  $\mathbf{H} \parallel [100]$  and  $\mathbf{H} \parallel [110]$ . The effective paramagnetic moments  $\mu_{\text{eff}}$  and the Weiss temperatures  $\theta_p$  resulting from the Curie-Weiss fitting are as follows;  $\mu_{\text{eff}}^{\parallel[001]} = 10.44 \mu_B$  and  $\theta_p^{\parallel[001]} = -8.46$  K,  $\mu_{\text{eff}}^{\parallel[100]} = 10.90 \mu_B$  and  $\theta_p^{\parallel[100]} = -33.40$  K,  $\mu_{\text{eff}}^{\parallel[110]} = 10.75 \mu_B$  and  $\theta_p^{\parallel[110]} = -31.42$  K. Since the effective paramagnetic moments are close to that expected for a free Dy<sup>3+</sup> ion i.e.,  $10.63 \mu_B$ , we conclude that the  $4f$  electrons in DyB<sub>4</sub> are well localized. The antiferromagnetic  $\theta_p$  are comparable to the  $T_{C1}$ . These indicate that the spin frustration is small in DyB<sub>4</sub>.

The specific heat of the single-crystalline sample of DyB<sub>4</sub> shows two  $\lambda$ -like anomalies, giving exact transition temperatures of  $T_{C1} = 20.3$  K and  $T_{C2} = 12.7$  K. These transition temperatures are consistent with those reported previously.<sup>16</sup> Since the peak of the specific heat

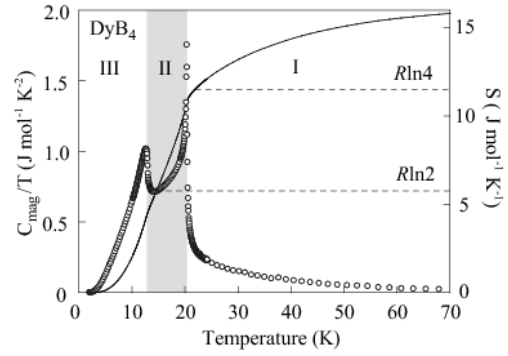


Fig. 2. Magnetic Specific heat divided by temperature  $C_{\text{mag}}/T$  (left axis) and corresponding entropy  $S$  (right axis) vs. temperature for DyB<sub>4</sub>. The horizontal broken lines indicate the values of entropy for one and two Kramers doublets.

at  $T_{C1}$  is very sharp, moreover  $\chi$  for  $\mathbf{H} \parallel [001]$  shows the discontinuity at  $T_{C1}$ , the phase transition at  $T_{C1}$  seems to be a first-order one. In our present study, however, we cannot conclude that this phase transition is a first-order transition or a second-order one because the discontinuity of  $\chi$  at  $T_{C1}$  is very small and the elastic constants are continuous at  $T_{C1}$  (Fig. 3). The only  $z$ -components of the magnetic moments order at  $T_{C1}$ , that is, the  $Z_2$ -symmetry of the system breaks in phase II. Therefore, the phase transition at  $T_{C1}$  may be a second order one and may belong to the three-dimensional Ising universality class, in which the peak of the specific heat at a phase transition is very sharp. On the other hand, the phase transition at  $T_{C2}$  is a typical second-order one. The temperature dependence of the magnetic specific heat divided by temperature  $C_{\text{mag}}/T$  is shown in Fig. 2. The estimated magnetic contribution  $C_{\text{mag}}$  to the specific heat of DyB<sub>4</sub> was obtained by subtracting the phononic part from the total specific heat of DyB<sub>4</sub>; the phonon contribution was obtained from a measurement on the isostructural and nonmagnetic compound LuB<sub>4</sub>. We obtained the temperature dependence of the magnetic entropy per Dy<sup>3+</sup> ion  $S$  by numerically integrating the data of  $C_{\text{mag}}/T$  vs.  $T$ . The magnetic entropy of approximately  $R \ln 2$  and  $R \ln 4$  are released below  $T_{C2}$  and  $T_{C1}$ , respectively. The CEF ground state multiplet  $J = 15/2$  of Dy<sup>3+</sup> splits into eight  $E_{1/2}$  ( $\Gamma_5$ ) doublets in the CEF potential of the site with  $C_{2v}$  symmetry in DyB<sub>4</sub>. The result indicates that the CEF ground state of DyB<sub>4</sub> is a pseudo-quartet consisting of two Kramers doublets with  $E_{1/2}$  ( $\Gamma_5$ ) symmetry. It is noted that the degeneracy due to the internal degrees of freedom is not fully lifted in spite of the formation of magnetic order in phase II. The similar entropy change is shown in the quadrupolar compound DyB<sub>2</sub>C<sub>2</sub>.<sup>19</sup> In this case, the two-fold Kramers degeneracy is conserved since time-reversal symmetry is not broken by the antiferroquadrupolar ordering. On the other hand, in a usual magnet, degeneracy is lifted below the magnetic transition temperature since Zeeman splitting caused by an internal magnetic field is different in each Kramers doublet. Hence, phase II of DyB<sub>4</sub> is not the usual magnetically ordered state.

Elastic constants of DyB<sub>4</sub> (Fig. 3) show clear anoma-

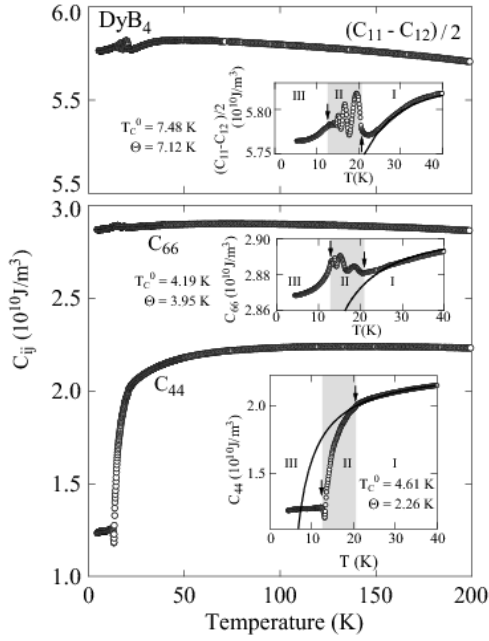


Fig. 3. Temperature dependence of the elastic constants of DyB<sub>4</sub>. The transverse modes  $(C_{11} - C_{12})/2$ ,  $C_{44}$ , and  $C_{66}$  were measured at frequencies of 8 MHz. The insets show the low temperature data of the transverse modes. The solid lines are fits to the data using  $C_T(T) = C_T^0(T - T_C^0)/(T - \Theta)$ .

lies associated with the successive transitions at  $T_{C1}$  and  $T_{C2}$ . The transverse mode  $C_{44}$  associated with an elastic strain  $\varepsilon_{yz}$  or  $\varepsilon_{zx}$  exhibits a large softening of 10.4% below 120 K down to  $T_{C1}$ . On the other hand, the transverse mode  $(C_{11} - C_{12})/2$  and  $C_{66}$  show a small softening of 0.8% and 0.6% between 70 K and  $T_{C1}$ , respectively. The largest softening of  $C_{44}$  in phase I yields that the dominant components of quadrupole moments in DyB<sub>4</sub> to be  $O_{yz} = J_y J_z + J_z J_y$  and  $O_{zx} = J_z J_x + J_x J_z$ , which couple the elastic strains  $\varepsilon_{yz}$  and  $\varepsilon_{zx}$ , respectively. Furthermore, in phase I, the elastic softenings are described by an equation of  $C_T(T) = C_T^0(T - T_C^0)/(T - \Theta)$ , which is deduced from the Curie term of the quadrupole-strain susceptibility. Here  $\Theta$  is proportional to the average quadrupole-quadrupole interactions between the Dy<sup>3+</sup> ions.  $T_C^0 = \Theta + E_{JT}$ , where  $E_{JT}$  is the Jahn-Teller ( $4f$  electron-lattice) coupling.<sup>23</sup> The characteristic temperatures obtained are as follows;  $\Theta = 2.26$  K,  $T_C^0 = 4.61$  K for  $C_{44}$ ,  $\Theta = 3.95$  K,  $T_C^0 = 4.19$  K for  $C_{66}$  and  $\Theta = 7.12$  K,  $T_C^0 = 7.48$  K for  $(C_{11} - C_{12})/2$ . The positive values of  $\Theta$  indicate that the predominant quadrupolar interactions in DyB<sub>4</sub> are ferro-type ones.  $C_{44}$  shows a kink at  $T_{C1}$  and decreases abruptly with decreasing temperature from  $T_{C1}$  to  $T_{C2}$ . It should be noticed that  $C_{44}$  shows a remarkable softening of 40% and its echo signal shrinks considerably in the whole temperature range of the magnetically ordered phase II. With decreasing temperature, the elastic constants change their behavior at  $T_{C2}$  from softening to hardening, and then almost level off towards 0 K. The echo signal is recovered and is stabilized below  $T_{C2}$ .

The huge elastic softenings and the ultrasonic absorption of  $C_{44}$  in phase II are different from critical behav-

iors observed near above a structural phase transition temperature induced by either ferroquadrupolar ordering (e.g. DyB<sub>6</sub>, HoB<sub>6</sub><sup>20</sup>) or the cooperative Jahn-Teller effect (e.g. DyVO<sub>4</sub><sup>21</sup>). On the other hand, it has been known that large elastic softenings and an ultrasonic absorption in an ordered state arise from magnetic and structural domain-wall stress effects.<sup>22</sup> However, in DyB<sub>4</sub>, no symmetry reductions of the crystal and magnetic structure at the transition from phase II to phase III were observed by the neutron diffraction study.<sup>18</sup> Therefore the elastic instability observed in only phase II of DyB<sub>4</sub> also cannot be explained by domain-wall stress effects. Hence we conclude that the attenuation of the echo signal of elastic constants in phase II of DyB<sub>4</sub> would be caused by quadrupolar fluctuations and that the orbital degeneracy is still conserved in phase II. This is consistent with the results of the magnetic entropy change. On the contrary, the elastic behaviors in phase III of DyB<sub>4</sub> indicate that the degeneracy of the orbital degrees of freedom is lifted and the quadrupolar fluctuations disappear. Consequently, the quadrupolar ordering and the antiferromagnetic ordering may coexist below  $T_{C2}$ .

From now on, we focus on the quadrupolar instability in phase II of DyB<sub>4</sub>, and we discuss that the quadrupolar fluctuations in DyB<sub>4</sub> can be caused by a frustration in the  $4f$  orbital (quadrupolar) system of DyB<sub>4</sub>. In the following, we consider two possible origins of the quadrupolar frustration in DyB<sub>4</sub>. The first is based on a competition of the quadrupole-quadrupole interactions on the SSL formed by Dy<sup>3+</sup> ions in the  $xy$ -layer. An elementary unit model of SSL for the nearest neighbor interactions is shown in Fig. 4 (c). If the coupling  $K$  is of antiferrotype, the quadrupolar system is frustrated regardless of the sign of the coupling  $K'$ , as in a spin system. The second is that the uniaxial anisotropy effects of the  $4f$  orbitals compete with the ferroquadrupolar interactions. The single ion anisotropy of the  $4f$  orbital probably reflects the local environment of the rare earth site through  $4f$  electron-lattice coupling and/or CEF effects. The local symmetry  $C_{2v}$  of the Dy site is characterized by a two-fold axis ( $z'$ -axis in Fig. 4 (a)) lying in the  $xy$ -plane. Because the site symmetry of the Dy site is uniaxial, it is reasonable to suppose that the quadrupolar anisotropy is also uniaxial. The most important point to note is the geometrical arrangement of the two-fold axis at the Dy site. In Fig. 4 (b) and (c), the two-fold axes at the Dy sites are represented by arrows. The two two-fold axes of a Dy-pair coupled by the  $K$ -bond are collinear and the directions are antiparallel with each other. In contrast, the arrows between the pairs are orthogonal with each other. If only the single-ion anisotropy of Dy<sup>3+</sup> is considered,  $4f$  orbitals on the neighboring sites are orthogonal to each other. Therefore, the single-ion anisotropy effects of the  $4f$  orbital in DyB<sub>4</sub> compete with the ferroquadrupolar interactions. In addition, the present results that  $\Theta$  is comparable to  $E_{JT}$  suggests that this competition is strong in DyB<sub>4</sub>. Accordingly, it can be expected that the quadrupolar system of DyB<sub>4</sub> is geometrically frustrated and shows a quadrupolar instability. It can be said that this quadrupolar frustration model is similar to the spin-ice model which shows that strong geometri-

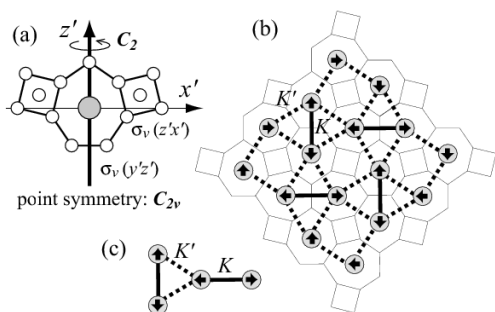


Fig. 4. (a) Local structure of  $\text{Dy}^{3+}$  ion in  $\text{DyB}_4$ . The  $\text{Dy}^{3+}$  ion is indicated by the gray circle and the boron atoms by the open circles. (b) Lattice structure of the  $\text{Dy}^{3+}$  ions of  $\text{DyB}_4$ . The bold solid lines are the inter square-lattice bonds  $K$ , and the bold broken lines are the intra square-lattice bonds  $K'$ . The thin solid lines represent the boron frame. The two-fold axes of the local symmetry at the Dy sites are represented by the arrows. (c) Interactions of the elementary unit of the SSL.

cal frustration can arise in the presence of the dominant ferromagnetic interactions and local Ising anisotropy.<sup>6,7</sup> We obtained the results that predominant quadrupolar interactions in  $\text{DyB}_4$  are of ferro-type. However, these results can be obtained if the coupling  $K'$  and the interlayer interactions are ferro-type because  $\theta$  is only a mean value of the interaction. At present, we have insufficient information which origins of the frustration are more credible.

In the following we compare  $\text{DyB}_4$  and  $\text{RB}_2\text{C}$  ( $\text{R} = \text{Dy}$  and  $\text{Ho}$ ) in which the rare earth ions also form SSL.  $\text{HoB}_2\text{C}$  and  $\text{DyB}_2\text{C}$  show a three-dimensional magnetic order but MRL states still remain below  $T_C$ .<sup>10</sup> The magnetic ordering temperatures of  $\text{RB}_2\text{C}$  ( $\text{R} = \text{Dy}$ ,  $\text{Ho}$ , and  $\text{Er}$ ) do not follow the de Gennes relation, where the ordering temperatures of  $\text{HoB}_2\text{C}$  and  $\text{DyB}_2\text{C}$  are suppressed. The suppressions of the ordering temperature and the unconventional fluctuating ground states of  $\text{HoB}_2\text{C}$  and  $\text{DyB}_2\text{C}$  originate from spin frustration effects. In  $\text{DyB}_4$ , however, the large magnetic fluctuations as observed in  $\text{HoB}_2\text{C}$  and  $\text{DyB}_2\text{C}$  were not recognized from the results of powder neutron diffraction measurement,<sup>18</sup> which is consistent with the results of the inverse magnetic susceptibilities. In consequence, it is thought that the influence of spin frustration on the magnetic transition temperature is very small in this compound. It seems that the quadrupolar system of  $\text{DyB}_4$  is strongly influenced by a geometrical quadrupolar frustration and the quadrupolar ordering is suppressed.

Most of the compounds with spin frustration show long range order in the lowest-temperature phase. However, a spin frustration system increases the degree of order through successive phase transitions accompanied by high-entropy intermediate states with spin fluctuation, because the energy gain of the spin-spin correlation is suppressed by the spin frustration. For example, a partial disorder and an order of limited components of spins are in general observed in triangular lattice antiferromagnets, such as  $\text{CsCoCl}_3$ <sup>1</sup> and  $\text{CsNiCl}_3$ .<sup>2-5</sup>  $\text{CsNiCl}_3$  exhibits the similar successive phase transitions to  $\text{DyB}_4$ , where the parallel and the perpendicular components to

the  $c$ -axis of  $\text{Ni}^{2+}$  moments order at  $T_{N1} = 4.8$  K and  $T_{N2} = 4.4$  K, respectively. In this material, the large difference between the Weiss temperature  $\theta_p = -69$  K and  $T_{N1}$  is attributed to the spin frustration.<sup>5</sup> On the other hand, in  $\text{DyB}_4$ , the successive phase transitions characterized by a magnetic ordering of the  $z$  and  $xy$ -components at independent temperatures are not caused by spin frustration and entropy effects. The quadrupole moments and the  $xy$ -components of the magnetic moments order at  $T_{C2}$  simultaneously. It is interpreted that the quadrupolar interactions most likely play a dominant role in the phase transition at  $T_{C2}$ , as a result, the ordering of the  $xy$ -components of the magnetic moments coupled with the quadrupole ones can be induced by the order of the quadrupole moments. At present, however, it is not clear why the phase transition at  $T_{C2}$  is not a first transition but a second one. Accordingly, we conclude that the successive phase transitions in  $\text{DyB}_4$  are caused by the coexistence of the quadrupolar frustration and the quadrupolar entropy effect.

We are grateful to T. Sakakibara, J. Custers, and N. Todoroki for their helpful discussions.

- 1) M. Mekata: J. Mag. Mag. Mater. **90 & 91** (1990) 247.
- 2) P.A. Montano, E. Cohen and H. Shechter: Phys. Rev. B **6** (1972) 1053.
- 3) B.B. Garrett and W.B. Euler: Solid State Commu. **28** (1978) 505.
- 4) H. Kadowaki, K. Ubukoshi and K. Hirakawa: J. Phys. Soc. Jpn. **56** (1987) 751.
- 5) N. Achiwa: J. Phys. Soc. Jpn. **27** (1969) 561.
- 6) M.J. Harris, S.T. Bramwell, D.F. McMorrow, T. Zeiske and K.W. Godfrey: Phys. Rev. Lett. **79** (1997) 2554.
- 7) S.T. Bramwell and M.J.P. Gingras: Science **294** 1495.
- 8) A.P. Ramirez, A. Hayashi, R.J. Cava, R. Siddharthan and B.S. Shastry: Nature **399** (1999) 333.
- 9) J. van Duijn, J. P. Attfield, R. Watanuki, K. Suzuki and R.K. Heenan: Phys. Rev. Lett. **90** (2003) 087201.
- 10) R. Watanuki, K. Suzuki, J. van Duijn and J. P. Attfield: Phys. Rev. B **69** (2004) 064433.
- 11) A. Zalkin and D.H. Templeton: Acta Cryst. **6** (1953) 269.
- 12) K. Kato, I. Kawada, C. Oshima and S. Kawai: Acta Cryst. **B30** (1974) 2933.
- 13) W. Schäfer and G. Will: Z. Kristallogr. **144** (1976) 217.
- 14) K.H.J. Buschow and J.H.N. Creighton: J. Chem. Phys. **57** (1972) 1972.
- 15) J. Etourneau, J.P. Mercurio, A. Berrada and P. Hagenmüller: J. Less-Common Met. **67** (1979) 531.
- 16) Z. Fisk, M.B. Maple, D.C. Johnston and L.D. Woolf: Solid State Commu. **39** (1981) 1189.
- 17) W. Schäfer, G. Will and K.H.J. Bushow: J. Chem. Phys. **64** (1976) 1994.
- 18) Recently, we have performed a detailed powder neutron diffraction study of  $\text{DyB}_4$ . This result will be published elsewhere.
- 19) H. Yamauchi, H. Onodera, K. Ohoyama, T. Onimaru, M. Kosaka, M. Ohasi and Y. Yamaguchi: J. Phys. Soc. Jpn. **68** (1999) 2057.
- 20) S. Nakamura, T. Goto, S. Kunii, K. Iwashita, and A. Tamaki: J. Phys. Soc. Jpn. **63** (1994) 623.
- 21) R.L. Melcher and B.A. Scott: Phys. Rev. Lett. **28** (1972) 607.
- 22) B. Lüthi, T.J. Moran, and R.J. Pollina: J. Phys. Chem. Solids **31** (1970) 1741.
- 23) P. Thalmeier and B. Lüthi, in *Handbook on the Physics and Chemistry of Rare Earths*, edited by K.A. Gshneider, Jr. and L. Eyring (North-Holland, Amsterdam, 1991), Vol. 14, p. 311.