

# Knudsen effect in a non-equilibrium gas

Taka H. Nishino\* and Hisao Hayakawa†  
*Department of Physics at Yoshida-South Campus,  
 Kyoto University, Sakyo-ku, Kyoto 606-9501, JAPAN.*  
 (Dated: February 27, 2019)

From the molecular dynamics simulation of a system of hard-core disks in which an equilibrium cell is connected with a nonequilibrium cell, it is confirmed that the pressure difference between two cells depends on the direction of the heat flux. Based on the boundary layer analysis, the velocity distribution function in the boundary layer is obtained. The agreement between the theoretical result and the numerical result is fairly good.

PACS numbers: 51.10.+y, 05.60.Cd, 51.30.+i

Although there is long history of nonequilibrium statistical mechanics since Boltzmann has introduced Boltzmann equation, the understanding of nonequilibrium statistical mechanics is still in the primitive level [1, 2, 3]. The significant role of nonequilibrium physics in mesoscopic region has been recognized in these days. For example, there are some important progresses such as Fluctuation Theorem [4] and Jarzynski equality [5] in mesoscopic nonequilibrium statistical mechanics. In typical situations of mesoscopic physics, materials are confined in narrow regions. Thus the boundary effects in mesoscopic scale are important not only for nonequilibrium statistical mechanics but also for frictions and lubrications [6].

On the other hand, some macroscopic phenomenologies for the nonequilibrium steady states have been proposed. These are the Extended Thermodynamics (ET) [7] and the Extended Irreversible Thermodynamics (EIT) [8, 9, 10] which is the combination of ET and information theory, and the Steady State Thermodynamics (SST) [11]. It is interesting that both EIT and SST discuss a common process in which a nonequilibrium cell is connected with an equilibrium cell [10, 11].

Knudsen effect is the phenomenon in which two equilibrium cells with different temperatures are connected by a small hole [3]. The balance equation of Knudsen effect is given by

$$\frac{P_1}{\sqrt{T_1}} = \frac{P_2}{\sqrt{T_2}} \quad (1)$$

where  $T_i$  and  $P_i$  represent the temperature and the pressure in the cell  $i$ , respectively. Although eq.(1) contains only macroscopic variables, it is contrast to the ordinary thermodynamic balance condition where the pressures the two cells are equal. Such an exceptional condition means that the mass balance is determined by the transportation of the gases in the small hole. Therefore, the

relevancy of predictions by macroscopic theory [9, 11] for the generalized Knudsen effect in which an equilibrium cell is connected with a nonequilibrium cell by a small hole is questionable.

On the other hand, the explicit perturbative solution of Boltzmann equation for hard spheres has been derived at the Burnett order of the heat flux [12, 13]. The quantitative accuracy and numerical stability of their solution in the bulk region has been confirmed by Molecular Dynamics (MD) simulation for hard-spheres [14] and the extension to the tenth order shows that their second order solution is accurate even when the heat current is large [15]. They have confirmed that the solution in the bulk region derived by information theory is not consistent with that of the Boltzmann equation [16]. Kim and Hayakawa [12] have also discussed nonequilibrium Knudsen effect. Their result denies the prediction of SST, but both theories predict that the osmosis  $\Delta P$  defined by the  $\Delta P \equiv P_{xx}^{ne} - P^{eq}$  with the  $xx$  component of the pressure tensor  $P_{xx}^{ne}$  in the nonequilibrium cell and the pressure  $P^{eq}$  in the equilibrium cell is always positive regardless of the direction of heat flux.

However, their simplification [12] using the bulk solution of the Boltzmann equation in the boundary layer is not acceptable. In fact, numerical simulations of the Boltzmann equation of hard spheres [17] exhibit the discontinuity of velocity distribution function (VDF) in the boundary layer, but there is no discontinuity of VDF derived by Kim and Hayakawa [12, 13]. Furthermore it is also well known that the gas temperature near the wall is different from the wall temperature [2, 3, 17, 18], but both treatments [11, 12] ignore the fact.

To clarify the true story in the nonequilibrium Knudsen effect, we employ the Event-Driven Molecular Dynamics simulation of hard-disks developed by Ref.[19, 20, 21]. Let  $x$  and  $y$  be the Cartesian coordinates of the horizontal and the vertical directions, respectively. First we check the validity of eq.(1) by MD. We adopt the diffusive reflection for the vertical walls away from the hole, the simple reflection rule for the wall between two cells and the periodic boundary condition for the horizontal wall. We connect two cells by a small hole as illustrated

\*Electronic address: takahiro@yuragi.jinkan.kyoto-u.ac.jp

†Electronic address: hisao@yuragi.jinkan.kyoto-u.ac.jp

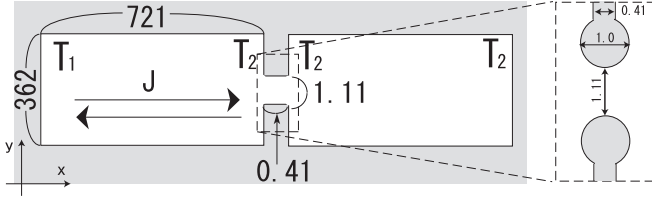


FIG. 1: The schematic picture of the system of our simulation, where the right cell is at equilibrium with temperature  $T_2$  and the left cell is in a non-equilibrium circumstance. The inset represents the detailed structure of the hole which has the gap 1.11. The unit of length in figures is the diameter of rigid disk. We adopt periodic boundary condition in  $y$  direction.

in Fig.1. For  $T_1/T_2 = 1.96$ , we have found the steady value of  $P_1/P_2\sqrt{T_2/T_1} = 0.9982 \pm 0.0195$ , where the average area fraction and the number of the particle are 0.015 and 10,000 respectively. We determine the pressure based on the Virial theorem [22] and average in  $10^4$  collisions per particle. The stationary state is realized after  $3 \times 10^5$  collisions per particle and we use the data after that. We simulate the system until  $10^6$  collisions performed per particle.

Next, we simulate the nonequilibrium Knudsen effect. The number of hard-disks and the average area fraction are the same as those to simulate the conventional Knudsen effect. We adopt the diffusive boundary condition for the wall between two cells (see Fig.1). We examine the values of  $T_1/T_2$  as 1.96 and  $1/1.96$ . We make the both cells divide into 10 equal parts, and we have confirmed that pressure based on the Virial theorem [22] is identical in each cell. This is consistent with the stationary condition [18]. In nonequilibrium cases the stationary state is realized after  $10^6$  collisions per particle and we use the data after that. We simulate the system until  $4.4 \times 10^6$  collisions performed per particle.

Our results of MD plotted in Fig.2 indicate that the sign of  $\Delta P (\equiv P_{xx}^{neq} - P^{eq})$  depends on the direction of energy flux. Actually, the stationary value  $\Delta P$  in our simulation is given by  $\Delta P / \langle n_2 T_2 \rangle = 0.0279 \pm 0.0184$  for  $T_1/T_2 = 1.96$ , and  $\Delta P / \langle n_2 T_2 \rangle = -0.0152 \pm 0.0175$  for  $T_1/T_2 = 1/1.96$  where  $\langle n_2 T_2 \rangle$  is the time average of  $n_2 T_2$  (Fig.2). This result contrasts with the positive  $\Delta P$  predicted by both SST [11] and Kim and Hayakawa [12]. As we have already indicated, we assume that the neglect of two important points in the previous theories leads to unphysical results.

Now let us compare VDF of MD with the perturbative solution of Boltzmann equation at the Burnett order obtained by Kim [13] for 2D hard-disks. From now on, we restrict our interest to the data for heat flux  $J < 0$  with  $T_1/T_2 = 1/1.96$ . As shown in Fig.3, VDF obtained from MD in the bulk region of nonequilibrium cell is almost identical to the theoretical VDF, where VDF of MD is obtained from the average of particles existing in  $\pm 1.05d$

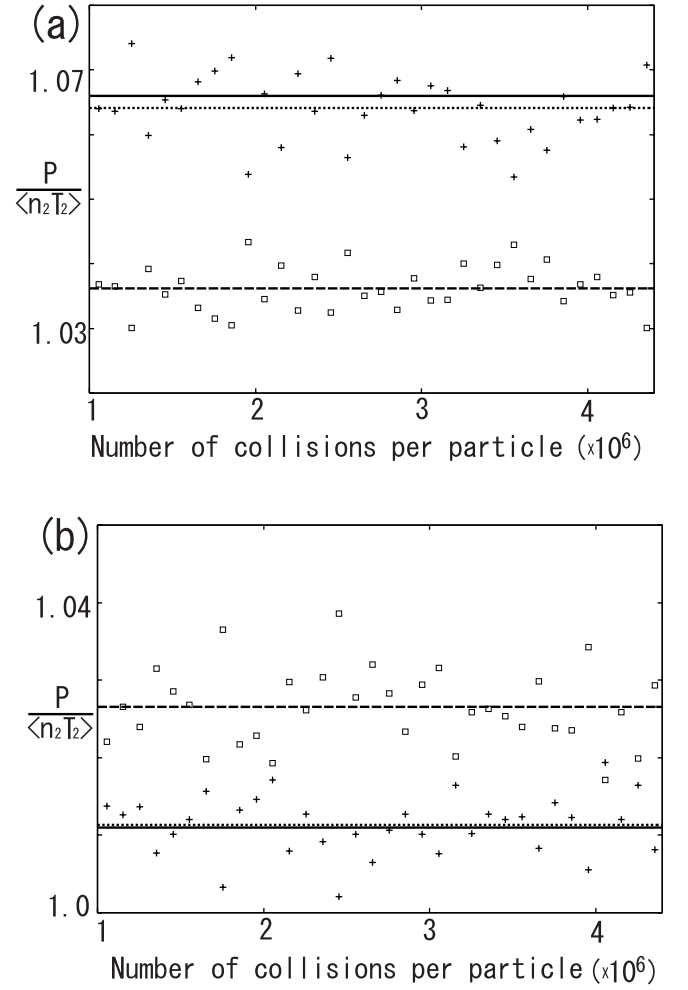


FIG. 2: The time dependence of the pressure for (a)  $T_1/T_2 = 1.96$  and (b)  $T_1/T_2 = 1/1.96$ . Here  $P_{xx}^{neq}$  in the nonequilibrium cell is plotted by open square points and its time average is drawn by the dotted line. In each case the pressure  $P^{eq}$  in the equilibrium cell is plotted by plus points and its time average is plotted by the dashed line. Theoretical  $P_{xx}^{neq}$  in eq.(11) is drawn by the solid line. For the normalization, we divide these values by  $\langle n_2 T_2 \rangle$ .

from the center of nonequilibrium cell in the horizontal direction with the diameter of hard-disk  $d$ . On the other hand, VDF in boundary layer that we average the data of particles existing between  $0.7d$  and  $2.8d$  apart from the right wall of nonequilibrium cell is deviated from the theoretical VDF [13] in particular for  $v_x < 0$  (Fig. 4).

Let us derive VDF in the boundary layer in the nonequilibrium cell. We assume that VDF of incident particles ( $v_x > 0$ ) in the boundary layer is the same as the bulk distribution function ( $f_{NE}$ ). On the other hand, we assume that VDF for the particles reflected by the wall ( $v_x < 0$ ) obey the Maxwellian.

Thus, the distribution function  $f_{BL}$  in the boundary

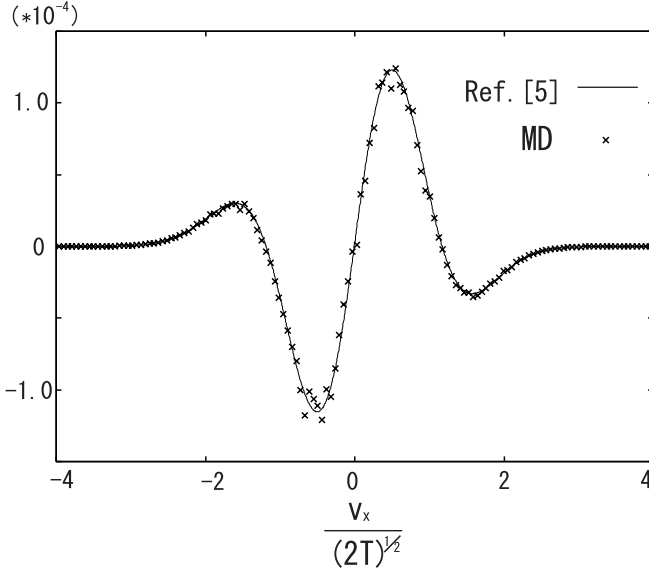


FIG. 3: Comparison of VDF derived by simulation and [13] at the middle of the non-equilibrium cell

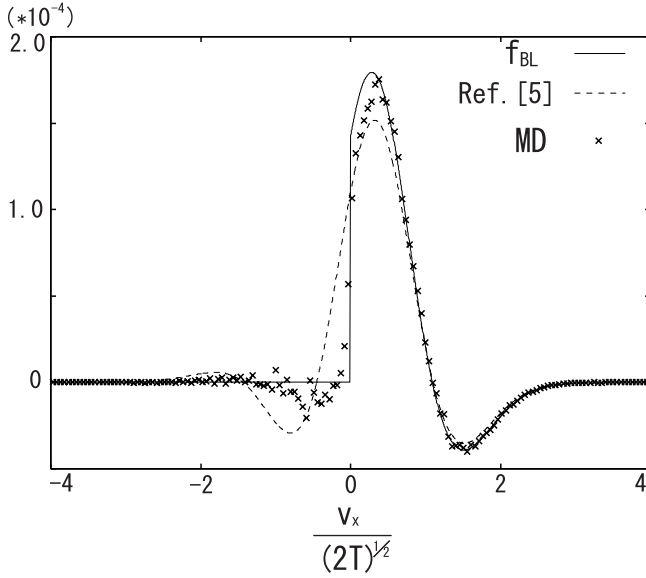


FIG. 4: Comparison the VDF derived by simulation and [13] and  $f_{BL}$  in eq.(2) at the near the wall

layer is given by

$$f_{BL}(\mathbf{v}) = \begin{cases} f_{MB}(n_w, T_w, \mathbf{v}) & v_x < 0 \\ f_{NE}(n_x, T_x, J, \mathbf{v}) & v_x \geq 0, \end{cases} \quad (2)$$

where

$$f_{MB}(n_w, T_w, \mathbf{v}) \equiv \frac{n_w m}{2\pi T_w} \exp\left[-\frac{m\mathbf{v}^2}{2T_w}\right], \quad (3)$$

with the mass of a hard-disk  $m$ , and

$$f_{NE}(n_x, T_x, J, \mathbf{v}) \equiv f_{MB}(n_x, T_x, \mathbf{v}) \times \left[ 1 - \frac{mJv_x}{2b_1 n_x T_x^2} \sum_{r \geq 1} r! b_r L_r^1\left(\frac{m\mathbf{v}^2}{2T_x}\right) \right] \quad (4)$$

with  $b_1 = 1.03$ ,  $b_2 = 5.738 \times 10^{-2}$ ,  $b_3 = 4.946 \times 10^{-3}$ ,  $b_4 = 4.313 \times 10^{-4}$ ,  $b_5 = 3.452 \times 10^{-5}$ ,  $b_6 = 2.241 \times 10^{-6}$  and Laguerre's bi-polynomial  $L_b^a(x)$  [13]. Since the heat flux is enough small, we adopt the first order nonequilibrium VDF in the heat-flux for  $f_{NE}$ .

There are three unknown variables  $n_w$ ,  $n_x$ , and  $T_x$  in eq.(3) and (4), while there are three relations,

$$n \equiv \int d\mathbf{v} f_{KL}(\mathbf{v}), \quad (5)$$

$$J \equiv m \int d\mathbf{v} v_x \frac{\mathbf{v}^2}{2} f_{KL}(\mathbf{v}), \quad (6)$$

$$\int d\mathbf{v} v_x f_{KL}(\mathbf{v}) = 0. \quad (7)$$

Here the first two equations are definitions of the density  $n$  and the heat flux  $J$ , and the last equation represents the mass balance condition. Therefore, we can determine  $n_w$ ,  $n_x$ , and  $T_x$  from eq.(5)-(7). The expansions in terms of  $J$  of three variables become

$$n_w = n + a \frac{1}{mT_w^{3/2}} J, \quad (8)$$

$$n_x = n + b \frac{1}{mT_w^{3/2}} J, \quad (9)$$

$$T_x = T_w + c \frac{1}{mnT_w^{1/2}} J, \quad (10)$$

where  $a$ ,  $b$  and  $c$  are constants to be determined. From eq. (5),(6),and (7), we obtain the solutions of the linear simultaneous equations as are  $(a, b, c) \simeq (0.32, -0.099, 0.84)$ .

Thereby, the distribution function  $f_{BL}$  near the wall has been determined by  $n, T_w$ , and  $J$ . Figure 4 is the comparison of  $f_{BL}$  with the results of MD. From Fig.4 both  $f_{BL}$  and the VDF from MD have discontinuity at  $v_x = 0$  as in the case of conventional boundary layer analysis [17]. For reflective VDF ( $v_x < 0$ ), there is the small difference between the result of MD and the Maxwellian. We may deduce that it comes from collisions between particles, because we measure VDF a little away from the wall.

With the aid of  $f_{BL}$ ,  $\Delta P$  can be calculated as

$$\Delta P \simeq \frac{-a + b + c + 0.412}{2} \frac{J}{\sqrt{T_2}} = 0.415 \frac{J}{\sqrt{T_2}} \quad (11)$$

From this equation, and the value of the heat-flux in MD, we evaluate  $\Delta P / \langle n_2 T_2 \rangle \simeq 0.0298$ , for  $T_1/T_2 = 1.96$  and  $\Delta P / \langle n_2 T_2 \rangle \simeq -0.0156$ , for  $T_1/T_2 = 1/1.96$ . The

result well agrees with that of simulation. We can also obtain the temperature jump coefficient  $\gamma \simeq 0.97$  which is the defined through  $T_{x=0} - T_w = \gamma J / (n\sqrt{2T_w})$ .

Now, let us discuss our result. There are some advantages to employ MD as the numerical simulation. First, we can easily change boundary conditions for walls depending on our interest. The system of connecting two cells by a small hole is easily simulated by MD. Second, MD is suitable for high density simulation for gases. It will be an interesting subject to discuss the nonequilibrium Knudsen effect for high density gases. We are also interested in the size effect of the hole on the transition from Knudsen balance to the thermodynamic balance. On the other hand, there are some disadvantages to employ MD. Because of lacking of the system size of our MD simulation, the fluctuation of the pressure is large.

The advantage of our boundary layer analysis is that we can write the explicit form of VDF in the boundary layer in terms of the density, the heat-flux and the temperature of the wall. On the other hand VDF by Sone *et al* [17] has an implicit form which is obtained as a numerical solution of an integral equation. The explicit VDF can be obtained by our simplification, but the validity of this method is not confirmed. In fact, for 3D hard-sphere gases, our method predicts the temperature jump coefficient  $\gamma \simeq 0.72$ , while Sone *et al* [17] predicts  $\gamma \simeq 1.00$ . To check the validity of our boundary layer analysis, we need to employ 3D MD simulation for 3D.

We also stress that the difficulty for the description of the nonequilibrium Knudsen effect by macroscopic phenomenology. In fact, our boundary layer analysis strongly depends on the boundary condition.

In conclusion, the sign of  $\Delta P$  depends on the direction of the heat flux. The approximated VDF in the boundary layer has been obtained from the assumption that the incident particles obey the bulk VDF and the reflected particles obey the Maxwellian, is well agreement with simulation result.

The authors would like to thank M. Fushiki and H.-D. Kim for valuable comments. They appreciate Aiguo Xu for his critical reading of the manuscript. This work is partially supported by the Grant-in-Aid of Japan Space Forum, and Ministry of Education, Culture Sports,

Science and Technology (MEXT), Japan (Grant No. 15540393) and the Grant-in-Aid for the 21th century COE "Center for Diversity and Universality in Physics" from MEXT, Japan.

- 
- [1] S. Chapman and T. G. Cowling, *The Mathematical Theory of Non-uniform Gases* (Cambridge University Press, 1970)
  - [2] Y. Sone, *Kinetic Theory and Fluid Dynamics*, (Birkhauser, 2002)
  - [3] E. M. Lifshitz and L. P. Pitaevskii, *Physical Kinetics*, (Pergamon Press, 1981)
  - [4] D. J. Evans, E. G. D. Cohen, and G. P. Morriss, Phys. Rev. Lett. **71**, 2401, (1993) , for review D. J. Evans, D. J. Searles, Advances in Physics, **51**, (2002).
  - [5] C. Jarzynski, Phys. Rev. Lett., **78**, 2690, (1997).
  - [6] S. Granick, Physics Today, **52**, 7, 26, (1999)
  - [7] I. Müller and T. Ruggeri, *Extended Thermodynamics*, (Springer, 1998).
  - [8] D. Jou, J. Casas-Vázquez, and G. Lebon, Rep. Prog. Phys., **51**, 1105, (1988).
  - [9] R. Dominguez and D. Jou, Phys. Rev. E, **51**, 158, (1995).
  - [10] D. Jou, J. Casas-Vázquez, and G. Lebon, *Extended Irreversible Thermodynamics*, (Springers, 2001).
  - [11] S. Sasa and H. Tasaki, cond-mat/0108365, cond-mat/0411052.
  - [12] H.-D. Kim and H. Hayakawa, J. Phys. Soc. Jpn, **72**, 1904, (2003), *ibid* **73**, 1609, (2004).
  - [13] H.-D. Kim, Phys. Rev. E, **71**, 041203, (2005).
  - [14] M. Fushiki, unpublished.
  - [15] M. Fushiki, submitted to Phys. Rev. Lett..
  - [16] H.-D. Kim and H. Hayakawa, J. Phys. Soc. Jpn., **72**, 2473, (2003).
  - [17] Y. Sone, T. Ohwada, and K. Aoki, Phys. Fluids A, **1**, 363, (1989), *ibid*, **1**, 1077, (1989).
  - [18] P. Welander, Ark. Phys., **7**, 507, (1954).
  - [19] D. C. Rapaport, J. Comp. Phys., **34**, 184, (1980).
  - [20] M. Marín, D. Risso and P. Cordero, J. Comp. Phys., **109**, 306, (1993) , and M. Marín and P. Cordero, Comp. Phys. Comm., **92**, 214, (1995).
  - [21] M. Isobe, Int. J. Mod. Phys. C10, **7**, 1281, (1999).
  - [22] D. J. Evans and G. P. Morris, *Statistical Mechanics of Nonequilibrium Liquids* (Academic Press, 1990)