

Configurational entropy of hard spheres

L. Angelani,^{1,2} G. Foffi,³ and F. Sciortino^{4,2}

¹ *Dipartimento di Fisica, INFN-CRS SMC, Università di Roma La Sapienza, P.le A. Moro 2, 00185 Roma, Italy*

² *Istituto dei Sistemi Complessi, CNR-INFN, V. dei Taurini 19, 00185 Roma, Italy*

³ *Institut Romand de Recherche Numérique en Physique des Matériaux IRRMA, PPH-Ecublens, CH-105 Lausanne, Suisse*

⁴ *Dipartimento di Fisica, INFN-CRS SOFT, Università di Roma La Sapienza, P.le A. Moro 2, 00185 Roma, Italy*

(Dated: February 8, 2020)

We numerically calculate the configurational entropy S_{conf} of a binary mixture of hard spheres, by using an extrapolation procedure of a perturbed Hamiltonian. We find that S_{conf} is a decreasing function of packing fraction φ . Consistent with the previous estimates of R. Speedy [R.J. Speedy, Mol. Phys. **95**, 169 (1998)], the extrapolation of S_{conf} to zero suggests the possibility of the ideal glass-transition point at $\varphi_K \simeq 0.62$ (Kauzmann packing fraction).

The idea that the glass transition is driven by a decreasing of the number of accessible states upon lowering temperature (or raising density) is quite old [1, 2, 3]. In this picture an ideal glass transition is expected to happen at the point where the configurational entropy S_{conf} (the logarithm of the number of states) vanishes. The definition of “state” deserves some clarification. Rigorously a state is well defined only in mean field approximation, where one can identify a “state” as the infinite lifetime local region of the free energy function (defined in the space of the coarse-grained local order parameter — the local density in structural glasses) separated by infinite barriers one each other. The concept loses its exact definition in real systems, where the lifetime of local states becomes finite, implying some arbitrariness in the definition of state. However, one can still identify a state as a local minimum of the free energy. For practical purpose the free energy surface is a quite difficult object to study. In interacting systems, a possible alternative is to look at the potential energy surface, or potential energy landscape (PEL) [4, 5, 6, 7, 8, 9, 10, 11, 12, 13], whose minima reduce to those of the free energy in the zero temperature limit. Several numerical calculations of S_{conf} have been done by investigating the properties of the PEL of the considered model system, and in particular the features of the inherent structures [6, 7, 8, 11].

The simplest system that shows a glass transition is probably represented by the hard spheres system (HS). In this system the particles interact only by a repulsive spherical core. At high enough densities, the system becomes so dense that each particle starts to be trapped by its neighbors. Eventually when the escape time diverges the system vitrifies. This transition has been successfully interpreted within the mode coupling theory (MCT) of the glass transition [14]. Experimentally, colloidal particles can be synthesized in such a way to interact as HS [15]. As matter of fact, it has been within this field of research that the first confirmation of MCT predictions has been successfully tested [16]. However, PEL concepts require a potential energy function, which can not be simply carried out in the case of step repulsive systems, like hard spheres. Different approaches have to be taken in consideration in order to define a state and

calculate the configurational entropy S_{conf} . In the case of HS, attempts to estimate S_{conf} have been performed based on different evaluations of the entropy in each single state [17, 18, 19].

In this paper we use a new approach, based on the Frenkel-Ladd method [20] and recently introduced in the study of Lennard-Jones systems [21] and attractive colloids [22], to estimate S_{conf} for HS in 3-d. As in previous studies, the calculation is reduced to that of vibrational entropy S_{vib} , using the fact that the total entropy S can be decomposed into the sum of a configurational contribution S_{conf} and a vibrational one S_{vib} :

$$S = S_{conf} + S_{vib} . \quad (1)$$

This expression is consistent with the idea that, at high enough density, there are two well separated time scales: a fast one, related to the motion inside a local state (the rattling in the cage), and a slow one associated to the exploration of different states.

The total entropy S is obtained by thermodynamic integration, starting from the ideal gas state. The quantity S_{vib} is calculated using a perturbed Hamiltonian, adding to the original Hamiltonian an harmonic potential around a given reference configuration. Calculating the mean square displacement from the reference configuration and making an integration over the strength of the perturbation, it is possible to estimate the vibrational entropy [22]. The difference $S - S_{vib}$ provides an estimate of the configurational entropy S_{conf} as a function of packing fraction φ (or density ρ). The main findings of the present work are that: *i*) S_{conf} is a decreasing function of φ . A suitable extrapolation to zero provides an estimate of the ideal phase transition point (Kauzmann packing fraction φ_K); *ii*) diffusivity D and configurational entropy S_{conf} are related through the Adam-Gibbs relation, in agreement with previous claims [18].

The studied system is a binary mixture 50–50 of hard spheres, with diameters ratio $\sigma_B/\sigma_A=1.2$. The particles ($N=256$) are enclosed in a cubic box with periodic boundary conditions. We use the following units: σ_B for length and $m_A = m_B = 1$ for mass. Moreover we chose $k_B = 1$ and $\hbar = 1$. The density is measured by the packing fraction φ that is related to the number density ρ by

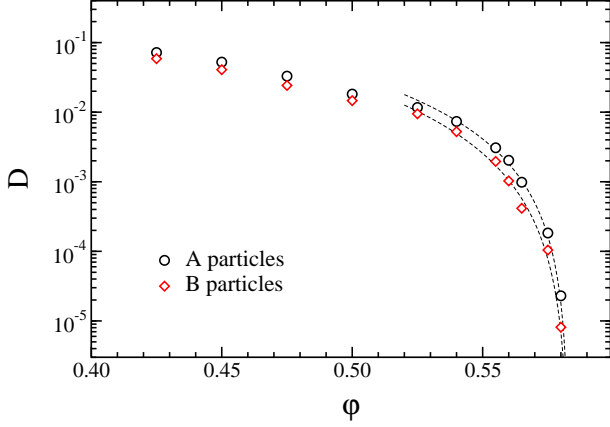


FIG. 1: Diffusivity for A and B particles as a function of packing fraction ϕ . The lines are power-law fits for $\phi \geq 0.53$, $C(\phi_c - \phi)^\gamma$, with: $\phi_c=0.583$, $\gamma=2.27$, $C=9.50$ for A particles; $\phi_c=0.583$, $\gamma=2.47$, $C=11.66$ for B particles.

$\varphi = \rho\pi(\sigma_A^3 + \sigma_B^3)/12$). We analyzed systems in the range $\varphi=0.425 - 0.580$. Hard spheres systems depends only trivially on temperature that sets an overall scale for the dynamics, consequently we perform all our simulation at $T = 1$. We performed standard event-driven molecular dynamics [23] and we stored several equilibrated configurations at different density. The diffusion coefficients of the two species have been extracted by the long time limit of the mean square displacement. To improve the statistical significance of the data, we performed up to 10 independent runs.

In Fig. 1 the diffusivity D of A and B particles is plotted as a function of the packing fraction φ . The lines are power-law fits $C(\varphi_c - \varphi)^\gamma$, as predicted by mode-coupling theory, with: $\varphi_c=0.583$, $\gamma=2.27$, $C=9.50$ for A particles; $\varphi_c=0.583$, $\gamma=2.47$, $C=11.66$ for B particles. We note that both diffusivities give rise to the same mode-coupling packing fraction φ_c , in agreement with the prediction of the theory [24] and with previous simulations of the same model [25].

The estimation of S_{conf} requires the computation of the total entropy S and vibrational entropy S_{vib} . The total entropy S is calculated *via* a thermodynamic integration from ideal gas and can be expressed as:

$$S(\rho) = S_{id}(\rho) + S_{ex}(\rho), \quad (2)$$

where S_{id} is the entropy of the ideal gas and S_{ex} is the excess entropy with respect to the ideal gas. For a binary mixture, the ideal gas entropy is:

$$\frac{S_{id}(\rho)}{N} = \frac{5}{2} - \ln \rho - 3 \ln \lambda + \ln 2, \quad (3)$$

where $\lambda = (2\pi\beta\hbar^2/m)^{1/2}$ is the De Broglie wavelength (\hbar is the Plank's constant and has been set to unitary value),

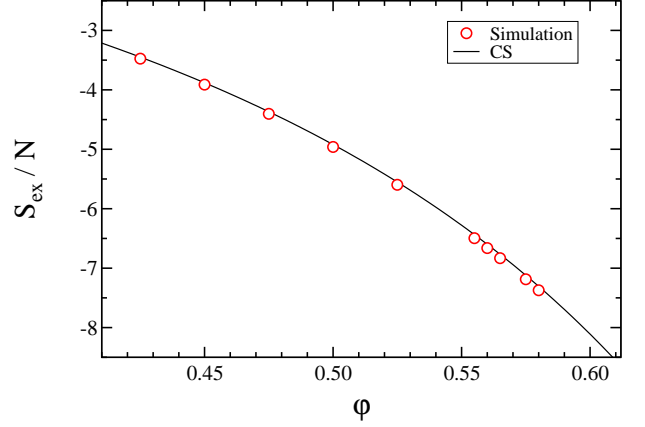


FIG. 2: Excess entropy S_{ex} for the mixture of hard spheres as obtained from our simulation (symbols) compared with the analytical Carnahan-Starling expression (line) [27, 28].

and the term $\ln 2$ takes into account the mixing contribution. The term S_{ex} can be expressed in the following form

$$S_{ex}(\rho) = -\frac{N}{T} \int_0^\rho \frac{d\rho}{\rho^2} P_{ex}, \quad (4)$$

with P_{ex} the excess pressure. We extracted P_{ex} from the zero density limit up to the densities of interest, performing numerical simulations and fitting the results of the pressure with a high order polynomial in ρ . In Fig. 2 we show the numerically calculated excess entropy S_{ex} (symbols) together with the analytic estimate provided by the Carnahan-Starling (CS) equation of state, extended to hard sphere mixtures [26, 27, 28]. Only at high densities the CS equation of state overestimates the entropy of about 7%. This discrepancy is sufficiently significant to affect the resulting S_{conf} values, in particularly closed to the glass transition.

The method we use for the calculation of S_{vib} is based on the investigation of a perturbed system

$$\beta H' = \beta H + \alpha N(\mathbf{r} - \mathbf{r}_0)^2, \quad (5)$$

where H is the unperturbed hard spheres Hamiltonian, α is the strength of the perturbation, \mathbf{r}_0 specifies the particles coordinates of an equilibrium configuration of the unperturbed system at the considered density and $(\mathbf{r} - \mathbf{r}_0)^2 \equiv N^{-1} \sum_{i=1}^N (\vec{r}_i - \vec{r}_{0,i})^2$. The vibrational entropy can be obtained from the formula (see Ref. [22] for details):

$$\frac{S_{vib}}{N} = \int_{\alpha_0}^{\alpha_\infty} d\alpha' \langle (\mathbf{r} - \mathbf{r}_0)^2 \rangle_{\alpha'} - \frac{3}{2} \ln \left(\frac{\alpha_\infty \lambda^2}{\pi} \right) + \frac{3}{2}, \quad (6)$$

where $\alpha_{0,\infty}$ are the lower/upper limit of integration, and $\langle \dots \rangle_{\alpha'}$ is the canonical average for a given α' . The choice

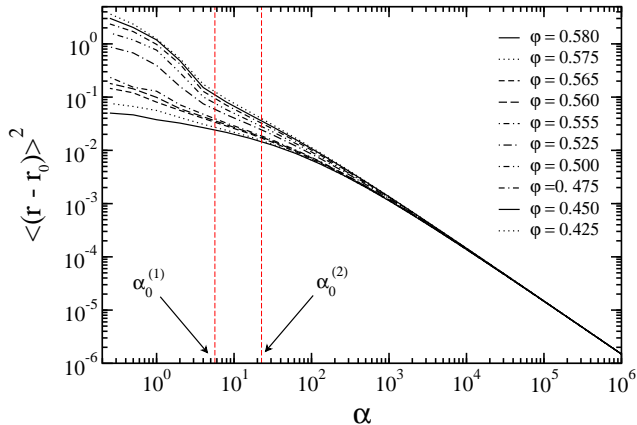


FIG. 3: The quantity $\langle (\mathbf{r} - \mathbf{r}_0)^2 \rangle_\alpha$ plotted vs. α in logarithmic scale for different packing fractions φ . Vertical lines are the values $\alpha_0^{(1)} = 2^{2.5}$ and $\alpha_0^{(2)} = 2^{4.5}$ used as α_0 value in the integral in Eq. 6 for the calculation of S_{vib} .

of α_0 deserves few comments. If the system were confined to move insight a given local free-energy minimum (each particle never escapes from its own cage), for a correct estimation of S_{vib} one would take the lower limit $\alpha_0=0$ in the integral in Eq. 6. As the system, at enough low value of α , begins to sample different states (the harmonic force due to the perturbation is no more able to constrain the system inside one state), α_0 has to be chosen in such a way that the system has not yet left the state: the underlying idea is that Eq. 6 gives a correct estimation of S_{vib} until the system remains trapped in the state. An appropriate choice in our case seems to be $\alpha_0^{(1)}=2^{2.5}$, as, close to this point, one observes a crossover for all the investigated densities. In Fig. 3 the quantity $\langle (\mathbf{r} - \mathbf{r}_0)^2 \rangle_\alpha$ is reported as a function of α . An arrow indicates the chosen value $\alpha_0=\alpha_0^{(1)}$, below which one observes the crossover associated to the exploration of different states.

It is worth noting that different choices of α_0 are in principle possible, giving different estimations of the vibrational entropy term. However, even though a kind of arbitrariness is present in the method, one can argue that a “reasonable” choice should be for values above $\alpha_0^{(1)}$ (close to the crossover towards exploration of different states) and below a value $\alpha_0^{(2)}$ at which the system is still confined in a single state. For an appropriate estimate of the error in S_{conf} , we have repeated the calculations using the value $\alpha_0^{(2)}=2^{4.5}$ (indicated by an arrow in Fig. 3), for which the quantity $\langle (\mathbf{r} - \mathbf{r}_0)^2 \rangle$ is always close/below the “cage radius” $\delta r^2 \simeq 2 - 3 \cdot 10^{-2}$ estimated from the plateau of the mean square displacement. Hence there is some degree of freedom in the choice of the lower limit α_0 , however, using physical arguments, one can estimate a range of “reasonable” values, specified in our case by

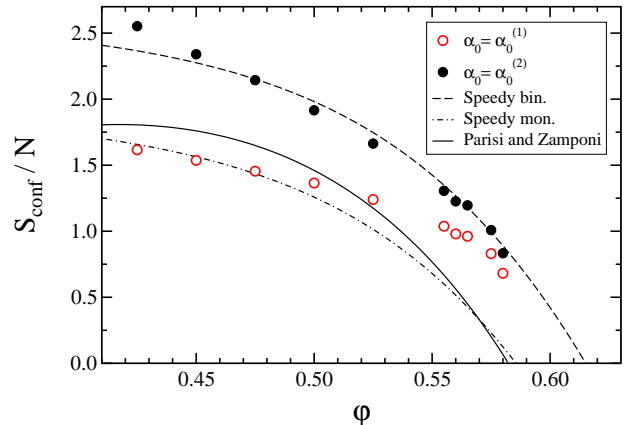


FIG. 4: Configurational entropy S_{conf} as function of packing fraction φ . Open symbols are data using $\alpha_0^{(1)} = 2^{2.5}$, full symbols using $\alpha_0^{(2)} = 2^{4.5}$ (see text). Dashed and dot-dashed lines are from Speedy [18] for binary and monatomic hard-spheres respectively. Full line is the analytical computation of Parisi and Zamponi for monatomic hard-spheres [29].

the two extreme values $\alpha_0^{(1)}$ and $\alpha_0^{(2)}$.

Fig. 4 shows S_{conf} as a function of φ . The quantity S_{conf} is calculated using Eq. 1, where the two entropies S and S_{vib} are obtained from Eqs 2 and 6 respectively. Due to the fact that the correct integral for the estimation of S_{vib} should be done from $\alpha_0=0$, but with the system always inside one state, we have added to the expression in Eq. 6 the term $\alpha_0 \langle (\mathbf{r} - \mathbf{r}_0)^2 \rangle_{\alpha_0}$, corresponding to assume a constant value of $\langle (\mathbf{r} - \mathbf{r}_0)^2 \rangle$ below α_0 and using a zero value for the lower limit of the integral in Eq. 6. Fig. 4 shows the two estimates of S_{conf} , corresponding to the two different values of α_0 : $\alpha_0^{(1)}=2^{2.5}$ (open symbols) and $\alpha_0^{(2)}=2^{4.5}$ (full symbols). One observes that the discrepancy between the two estimations decreases increasing the packing fraction, suggesting that, at high density, the method used for the estimation of S_{conf} is less affected by the choice of the free parameters entering in its evaluation. Also reported in the figure are the curves obtained by Speedy [18] using a completely different method for the estimate of S_{conf} , for monatomic (dot-dashed line) and binary (dashed line) hard-spheres (with the same diameters ratio 1.2 and composition 50 : 50 as in our case). We note that the data of Speedy for the binary case do agree very well with our data with $\alpha_0=\alpha_0^{(2)}$, suggesting the possibility that the choice of $\alpha_0=\alpha_0^{(2)}$ is more accurate for the estimation of S_{vib} and so of S_{conf} . The analytic estimation of S_{conf} recently provided by Parisi and Zamponi [29] for monatomic hard-spheres is also reported in Fig. 4. From the data one can determine the packing fraction at which S_{conf} extrapolates to zero, corresponding to the ideal phase transition

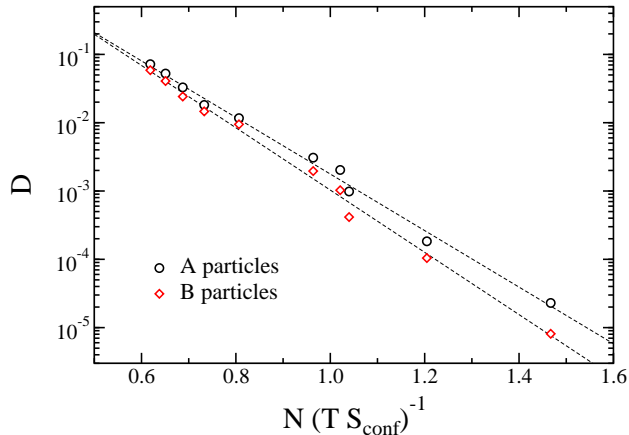


FIG. 5: The Adam-Gibbs relation $D = D_\infty \exp[-N\Delta/(TS_{conf})]$ ($T=1$) for the two species A and B: $D_\infty=24.5$, $\Delta=9.5$ for A particles; $D_\infty=37.5$, $\Delta=10.5$ for B particles. The data of S_{conf} are obtained with $\alpha_0=\alpha_0^{(1)}$.

point (Kauzmann packing fraction φ_K) $S_{conf}(\varphi_K)=0$. A reasonable fitting function for the estimation of φ_K is a quadratic form $C_1 (\varphi_K - \varphi) - C_2 (\varphi_K - \varphi)^2$ for the high packing fraction data. We obtain the values $\varphi_K^{(1)}=0.62$, $C_1^{(1)}=21.2$, $C_2^{(1)}=83.2$ for the $\alpha_0=\alpha_0^{(1)}$ case and $\varphi_K^{(2)}=0.62$, $C_1^{(2)}=25.5$, $C_2^{(2)}=79.8$ for the $\alpha_0=\alpha_0^{(2)}$ case. It is worth noting that, even though the curves corresponding to the two different α_0 values are quite different, the estimated value of φ_K is the same, $\varphi_K=0.62$, again suggesting the robustness of the method in the high density region and then in the estimate of the Kauzmann point.

Finally, we explore the validity of the Adam-Gibbs re-

lation, linking dynamic quantities to S_{conf} . In Fig. 5 we report the diffusivities D for A and B particles vs. the quantity $(TS_{conf})^{-1}$, with S_{conf} obtained for the value $\alpha_0=\alpha_0^{(1)}$. We find that the Adam-Gibbs relation $D=D_\infty \exp[-N\Delta/(TS_{conf})]$ is verified (lines in the figure), with: $D_\infty=24.5$, $\Delta=9.5$ for A particles; $D_\infty=37.5$, $\Delta=10.5$ for B particles. A similar behavior is obtained using S_{conf} calculated with $\alpha_0=\alpha_0^{(2)}$ (not shown in the figure), with the values: $D_\infty=3.66$, $\Delta=9.8$ for A particles; $D_\infty=4.59$, $\Delta=10.8$ for B particles, suggesting that, in this range of diffusivity values, the AG expression is not able to discriminate between the two different estimates of S_{conf} .

In conclusion, we have calculated S_{conf} for binary mixture hard spheres, using a procedure based on Frenkel-Ladd method and recently applied in the analysis of Lennard-Jones systems and attractive colloids: it consists in constraining the system inside a given “state”, through an harmonic perturbed term in the Hamiltonian. We found, in agreement with analytical and simulation results in the literature, that S_{conf} is a decreasing function of the packing fraction φ suggesting the possibility of a vanishing of S_{conf} around the Kauzmann point $\varphi_K=0.62$. Moreover, by studying the relationship between S_{conf} and the diffusion constant D , the Adam-Gibbs relation is found to reasonably hold for the analyzed system.

Acknowledgments

We thank G. Ruocco for helpful suggestions and G. Parisi and F. Zamponi for useful discussions and for providing their data prior to publication. G. F. acknowledges the support of the Swiss Science Foundation (Grant No. 200021-105382/1).

-
- [1] A.W. Kauzmann, Chem. Rev. **43**, 219 (1948).
 - [2] G. Adam and J.H. Gibbs, J. Chem. Phys. **43**, 139 (1958).
 - [3] J.H. Gibbs and E.A. Di Marzio, J. Chem. Phys. **28**, 373, (1958).
 - [4] P.G. Debenedetti and F.H. Stillinger, Nature **410**, 259 (2001).
 - [5] F.H. Stillinger and T.A. Weber, Science **225**, 983 (1984).
 - [6] F.H. Stillinger, Science **267**, 1935 (1995).
 - [7] F. Sciortino, W. Kob, and P. Tartaglia, Phys. Rev. Lett. **83**, 3214 (1999).
 - [8] A. Scala, F.W. Starr, E. La Nave, F. Sciortino, and H.E. Stanley, Nature **406**, 166 (2000).
 - [9] S. Sastry, P.G. Debenedetti and F.H. Stillinger, Nature **393**, 554 (1998).
 - [10] S. Büchner and A. Heuer, Phys. Rev. Lett. **84**, 2168 (2000).
 - [11] S. Sastry, Nature **409**, 164 (2001).
 - [12] T. Keyes, J. Phys. Chem. **101**, 2921 (1997).
 - [13] F. Sciortino, J. Stat. Mech. P05015 (2005).
 - [14] U. Bengtzelius, W. Götze, and A. Sjölander, J. Phys. C **17**, 5915 (1984).
 - [15] P.N. Pusey and W. van Megen, Nature **320**, 340 (1986).
 - [16] W. van Megen and S.M. Underwood, Phys. Rev. E **49**, 4206 (1994).
 - [17] R.J. Speedy, J. Chem. Phys. **110** 4559 (1999); **114**, 9069 (2001).
 - [18] R.J. Speedy, Mol. Phys. **95**, 169 (1998).
 - [19] T. Aste and A. Coniglio, Physica A **330**, 189 (2003); J. Phys.: Condens. Matter **15**, S803 (2003); Europhys. Lett. **67**, 165 (2004).
 - [20] D. Frenkel and B. Smit, *Understanding Molecular Simulation*, Academic Press, London, 2nd (2001).
 - [21] B. Coluzzi, M. Mézard, G. Parisi, and P. Verrocchio, J. Chem. Phys. **111**, 9039 (1999).
 - [22] L. Angelani, G. Foffi, F. Sciortino, and P. Tartaglia, J. Phys.: Condens. Matter **17**, L113 (2005); G. Foffi *et al.*,

- in preparation.
- [23] D.C. Rapaport, *The art of computer simulations*, Cambridge Univ Press, London, 2nd (1997)
 - [24] Th. Voigtmann, Phys. Rev. E **68**, 051401 (2003).
 - [25] G. Foffi, W. Götze, F. Sciortino, P. Tartaglia, and Th. Voigtmann, Phys. Rev. Lett. **91**, 085701 (2003); Phys. Rev. E **69**, 011505 (2004).
 - [26] B.J. Alder, J. Chem. Phys. **40**, 2724 (1964).
 - [27] G.A. Mansoori, N.F. Carnahan, K.E. Starling, and T.W. Leland, Jr., J. Chem. Phys. **54**, 1523 (1971).
 - [28] The analytical CS expression for S_{ex} is given by Eq. 9 in Ref. [27] omitting the last term $\ln Z$, as in our case the excess entropy is defined with respect to the ideal gas at the same density instead of at the same pressure as in Ref. [27].
 - [29] G. Parisi and F. Zamponi, cond-mat/0506445.