

## Femtosecond formation of collective modes due to mean-field fluctuations

K. Morawetz<sup>1,2</sup> and P. Lipavský<sup>3</sup> and M. Schreiber<sup>1</sup><sup>1</sup>Institute of Physics, Chemnitz University of Technology, 09107 Chemnitz, Germany<sup>2</sup>Max-Planck-Institute for the Physics of Complex Systems,  
Nothnitzer Str. 38, 01187 Dresden, Germany and<sup>3</sup>Faculty of Mathematics and Physics, Charles University, Ke Karlovu 5, 12116 Prague 2, Czech Republic

Starting from a quantum kinetic equation including the mean field and a conserving relaxation-time approximation we derive an analytic formula which describes the time dependence of the dielectric function in a plasma created by a short intense laser pulse. This formula reproduces main features of the formation of collective modes seen in recent experimental data of femtosecond spectroscopy.

PACS numbers: 71.45.Gm, 78.20.-e, 78.47.+p, 42.65.Re, 82.53.Mj

The last ten years have been characterized by an enormous activity about ultrafast excitations in semiconductors, clusters, or plasmas by ultrashort laser pulses. The femtosecond spectroscopy has opened the exciting possibility to observe directly the formation of collective modes and quasiparticles in interacting many-body systems. This formation is reflected in the time dependence of the dielectric function [1, 2, 3] or terahertz emission [4]. For an overview over theoretical and experimental work see [5, 6]. Such ultrafast excitations in semiconductors have been satisfactorily described by calculating nonequilibrium Green's functions [7, 8]. This approach allows one to describe the formation of collective modes [3, 9] and even exciton population inversions [10].

The experimental data in semiconductors like GaAs [2] or InP [3] reveal similar features. These features are explained by several numerically demanding calculations. Since some common features are robust, i.e., independent of the actual used material parameters, it should be possible to describe them by a simple theory. The origin of such robust features likely rests in the short- or transient-time behavior itself. At short times higher-order correlations have no time yet to develop, therefore the dynamics is controlled exclusively by mean-field forces.

Based on the mean-field character of the short-time evolution we intend to derive a time-dependent response function from the mean-field linear response. We will start from a conserving relaxation-time approximation which dates back to an idea of Mermin [11, 12]. Our aim is a simple analytic formula suitable for fits of experimental data.

The electron motion is controlled by the kinetic energy  $\hat{E}$ , the external perturbation  $\hat{V}^{\text{ext}}$  and the induced mean-field potential  $\hat{V}^{\text{ind}}$ . The corresponding kinetic equation for the one-particle reduced density matrix  $\hat{\rho}$  reads

$$i\hbar \frac{\partial}{\partial t} \hat{\rho} + [\hat{E} + \hat{V}^{\text{ind}} + \hat{V}^{\text{ext}}, \hat{\rho}] = -\frac{\hat{\rho} - \hat{\rho}^{\text{le}}}{\tau} \quad (1)$$

with the relaxation time  $\tau$  and a local equilibrium density matrix  $\hat{\rho}^{\text{le}}$  determined in the following. We will calculate

the response in the momentum representation

$$f(\mathbf{p}; \mathbf{q}; t) = \langle \hat{\rho}^D(\mathbf{p}; \mathbf{q}; t) \rangle = \langle \hat{\rho}^E(\mathbf{p}; \mathbf{q}; t) \rangle; \quad (2)$$

where  $|\mathbf{p}\rangle$  is an eigenstate of momentum  $\mathbf{p}$ . For interpretations it is more convenient to transform the reduced density matrix to the Wigner distribution in phase space

$$f(\mathbf{p}; \mathbf{R}; t) = \int d\mathbf{q} e^{i\mathbf{q}\cdot\mathbf{R}} f(\mathbf{p}; \mathbf{q}; t); \quad (3)$$

where  $\mathbf{R}$  is the spatial coordinate.

The relaxation process in Eq. (1) tends to establish a local equilibrium. Following Mermin, the local equilibrium can be characterized by a local variation of the chemical potential. Up to linear order it can be written as

$$\hat{\rho}^D(\mathbf{p}; \mathbf{q}; t) = \hat{\rho}^E(\mathbf{p}; \mathbf{q}; t) = f_{\mathbf{p}}(\mathbf{q}; t) \frac{f_{\mathbf{p}+\frac{\mathbf{q}}{2}} f_{\mathbf{p}-\frac{\mathbf{q}}{2}}}{f_{\mathbf{p}+\frac{\mathbf{q}}{2}}^{\text{le}} f_{\mathbf{p}-\frac{\mathbf{q}}{2}}^{\text{le}}} \quad (4)$$

with the Fermi-Dirac distribution  $f_{\mathbf{p}} = f_{\text{FD}}(\epsilon_{\mathbf{p}})$  and the kinetic energy  $\epsilon_{\mathbf{p}} = \mathbf{p}^2/2m$ . The delta function  $\delta(\mathbf{q})$  expresses that the corresponding terms are diagonal in momentum or translational invariant. The local deviation from the global chemical potential is selected so that the density of particles is conserved at each point and time instant. Momentum and energy conservations can be included, too, leading to slightly more complicated formulas [13, 14].

Let us now specify from the condition of density conservation which requires that the local equilibrium distribution yields the same density as the actual distribution,  $n = \int d\mathbf{p} f = \int d\mathbf{p} f^{\text{le}}$ . From Eq. (4) the deviation from the density due to an external perturbation can be expressed as

$$n(\mathbf{q}; t) = \tilde{\chi}^{\text{RPA}}(\mathbf{q}; t) \quad (5)$$

where  $\tilde{\chi}^{\text{RPA}}(\mathbf{q}; t)$  is the polarization function in random-phase approximation (RPA) at zero frequency with material parameters like electron density and the effective temperature fixed to the value at time  $t$ .

The induced potential is given by the Poisson equation

$$V^{\text{ind}}(q; t) = \hbar p + \frac{q}{2} \hat{y}^{\text{ind}} p - \frac{q}{2} i = \frac{e^2}{0q^2} n(q; t); \quad (6)$$

Now we can solve the kinetic equation (1) for a small external perturbation  $V^{\text{ext}}$ . We split the distribution into the homogeneous part and a small inhomogeneous perturbation,  $f(p; q; t) = f_p(t) + f(p; q; t)$ . Neglecting the time derivative of  $f_p$  compared to  $\dot{f}$  we can solve Eq. (1) up to linear order in  $V^{\text{ext}}$

$$\begin{aligned} f(p; q; t) = & i \int_{t_0}^t dt^0 \exp \left( i \left( p + \frac{q}{2} \right) (t - t^0) - \frac{1}{2} (t^0 - t) \right) \\ & \left( \hbar f_{p+\frac{q}{2}}(t^0) - f_{p-\frac{q}{2}}(t^0) - \frac{e^2}{0q^2} n(q; t^0) + V_q^{\text{ext}}(t^0) \right) \\ & + \frac{1}{i \sim^{\text{RPA}}(t^0; 0)} \frac{f_{p+\frac{q}{2}}(t^0) - f_{p-\frac{q}{2}}(t^0)}{\left( p + \frac{q}{2} \right) - \left( p - \frac{q}{2} \right)} n(q; t^0) \end{aligned} \quad (7)$$

where the perturbation starts at  $f(p; q; t_0) = 0$ . Integrating Eq. (7) over  $p$  one obtains the time-dependent density response to the external perturbation

$$n(q; t) = \int_{t_0}^t dt^0 (t; t^0) V_q^{\text{ext}}(t^0); \quad (8)$$

The modified RPA integralequation for the response follows from (7) as

$$(t; t^0) = (t; t^0) + \int_{t^0}^t dt (t; t) \frac{e^2}{0q^2} + I(t; t) (t; t^0) \quad (9)$$

with Mermin's back-scattering correction

$$I(t; t^0) = i \int_p \frac{f_{p+\frac{q}{2}}(t^0) - f_{p-\frac{q}{2}}(t^0)}{\left( p + \frac{q}{2} \right) - \left( p - \frac{q}{2} \right)} \frac{e^{i \left( p + \frac{q}{2} \right) (t - t^0) - i \left( p - \frac{q}{2} \right) (t - t^0)}}{\sim^{\text{RPA}}(t^0; 0)} \quad (10)$$

and the polarization in the double-time representation

$$(t; t^0) = i \int_p [f_{p+\frac{q}{2}}(t^0) - f_{p-\frac{q}{2}}(t^0)] e^{i \left( p + \frac{q}{2} \right) (t - t^0) - i \left( p - \frac{q}{2} \right) (t - t^0)}; \quad (11)$$

The polarization in the Wigner representation is the Fourier transform with respect to the difference time

$$\tilde{\chi}(T; ! ) = \int d e^{i! (T + \frac{1}{2}; T - \frac{1}{2})}; \quad (12)$$

To link the derived formulas with familiar results we note that in case of time-independent  $f_p$ , the polarization

(12) becomes the standard RPA polarization with the frequency argument shifted by the inverse relaxation time

$$\tilde{\chi}(T; ! ) = \sim^{\text{RPA}}(! + \frac{1}{\tau}) + \frac{1}{\tau}; \quad (13)$$

Moreover, in the limit  $t \rightarrow t^0 \rightarrow 1$  the solution of Eq. (9) approaches the familiar form  $\chi = M = (1 - \frac{e^2}{0q^2} M)$  where the Mermin-Das polarization reads [11]

$$M = \frac{\sim^{\text{RPA}}(! + \frac{1}{\tau})}{1 - i(1 + \frac{1}{\tau}) - 1 - \frac{\sim^{\text{RPA}}(! + \frac{1}{\tau})}{\sim^{\text{RPA}}(0)}}; \quad (14)$$

Eq. (9) describes how the Mermin susceptibility is formed after a fast release of free carriers.

In the further analysis we will follow closely the experimental way of analyzing the two-time response function [3]. The pump pulse is creating charge carriers in the conduction band at time  $t_0$  and the probe pulse is sent a time  $t_0$  later. The time delay after this probe pulse  $T = t - t_0 - t_0$  is then Fouriertransformed into frequency. Of course everything starts at  $t_0$  when the pump pulse has created the carriers in the conduction band, i.e. the maximum delay is  $T = t - t_0$ . The frequency-dependent inverse dielectric function associated with the actual time  $t$  thus reads

$$z(t) = \frac{1}{(!; t)} - 1 = \frac{e^2}{0q^2} \int_0^T dt e^{i! T} (t; t - T); \quad (15)$$

This is exactly the one-sided Fourier transform introduced in Ref. [15]. It is worth noting that Wigner's form of the Fourier transform (12) would just result in a factor of two in the time evolution of the dielectric function.

Now we turn our attention to short times when the response is built up. In general the integralequation (9) together with Eqs. (10) and (11) has to be solved. The useful limit of long wavelengths  $q \rightarrow 0$  offers an appreciable simplification in that the leading terms of (11) and (10) are  $(t; t^0) = \frac{q^2 n(t^0)}{m} (t^0 - t) e^{\frac{t^0 - t}{\tau}}$  and  $I(t; t^0) = -\frac{1}{\tau} e^{\frac{t^0 - t}{\tau}}$ . It is practical to transform the integralequation (9) for the response function directly into one for the inverse dielectric function, Eq. (15), by differentiating twice with respect to time

$$\begin{aligned} \frac{d^2}{dt^2} z(t) + \left( -\frac{1}{2i\tau} \right) \frac{d}{dt} z(t) + \frac{\hbar}{!^2_p(t)} !^2_p(t) - !^2 - \frac{1}{i\tau} z(t) &= 0 \\ z(t_0) = 0; \quad \frac{d}{dt} z(t) \Big|_{t=t_0} &= 0; \end{aligned} \quad (16)$$

Here we have denoted the time-dependent plasma frequency by  $!^2_p(t) = \frac{e^2 n(t)}{0 \cdot 1 \cdot m}$ .

In our simplified treatment the density of electrons  $n(t)$  is assumed to be a known function of the time. Due to Rabi oscillations it is a nontrivial function of the laser

pulse. If the pulse is short compared to the formation of the collective mode, all details of the density build-up become unimportant and we can approximate the time dependence of the density by a step function [15]. Then the plasma frequency is  $\omega_p(t) = \omega_p(t - t_0)$ , where  $t_0$  is the time when the pulse reaches its maximum. For this approximation the differential equation (16) can be solved analytically, yielding

$$\frac{1}{(\epsilon; t)} = 1 - \frac{\omega_p^2}{4} \int_0^{t-t_0} dt' e^{i(\omega - \frac{1}{2}\omega_p^2)t'} \sin(\omega t'); \quad (17)$$

where  $\epsilon = \frac{q}{\omega_p^2} \frac{1}{4}$ . The integral (17) can be expressed in terms of elementary functions, but we find the integral form more transparent.

Formula (17) has been derived from Mermin's density-conserving approximation. The long-time limit yields the Drude formula

$$\lim_{t \rightarrow \infty} \frac{1}{(\epsilon; t)} = 1 - \frac{\omega_p^2}{\omega(\omega + i\gamma)}; \quad (18)$$

This obvious limit is not so easy to achieve within short-time expansions. For example the approximate result from quantum kinetic theory presented in [15] gives the long-time limit of the form  $1 - \frac{\omega_p^2}{\omega(\omega + i\gamma)}$ .

In spite of the numerous approximations, Eq. (17) fits well the experimental data, as shown in Fig. 1 for the polar semiconductor GaAs.

The resonance visible at about 8 THz is due to optical phonons. This feature is easily accounted for, see Fig. 1, by adding the intrinsic contribution of the crystal lattice [2]

$$\epsilon_{\text{GaAs}}(\omega; t) = \epsilon_{\text{L0}} + \frac{\omega_{\text{L0}}^2}{\omega^2 + \gamma_{\text{L0}}^2} + \frac{\omega_{\text{T0}}^2}{\omega^2 + \gamma_{\text{T0}}^2}; \quad (19)$$

with the longitudinal and transversal optical frequencies  $\omega_{\text{L0}} = 2\pi \cdot 8.8$  THz and  $\omega_{\text{T0}} = 2\pi \cdot 8.1$  THz, the lattice damping  $\gamma_{\text{L0}} = 0.2$  ps<sup>-1</sup> and the non-resonant background polarizability of the ion lattice  $\epsilon_1 = 11.0$ , see Ref. [2].

The formula (17) results in a too fast build-up of the collective mode. This is seen in the second row of Fig. 1 at the time  $t = 25$  fs. This is, however, just the time duration of the experimental pulse and consequently the time of populating the conduction band. Since we have approximated this by the instant jump, this discrepancy at short times around 25 fs can be expected. A more realistic smooth populating can be modeled by an arctan-function and then the numerical solution of (16) improves the description as we see in Fig. 2. Only the early development is plotted since the later stages agree with the simple estimate (17).

It is obvious that only the gross feature of formation of collective modes can be described by the mean-field fluctuations. For correlations beyond the mean-field we

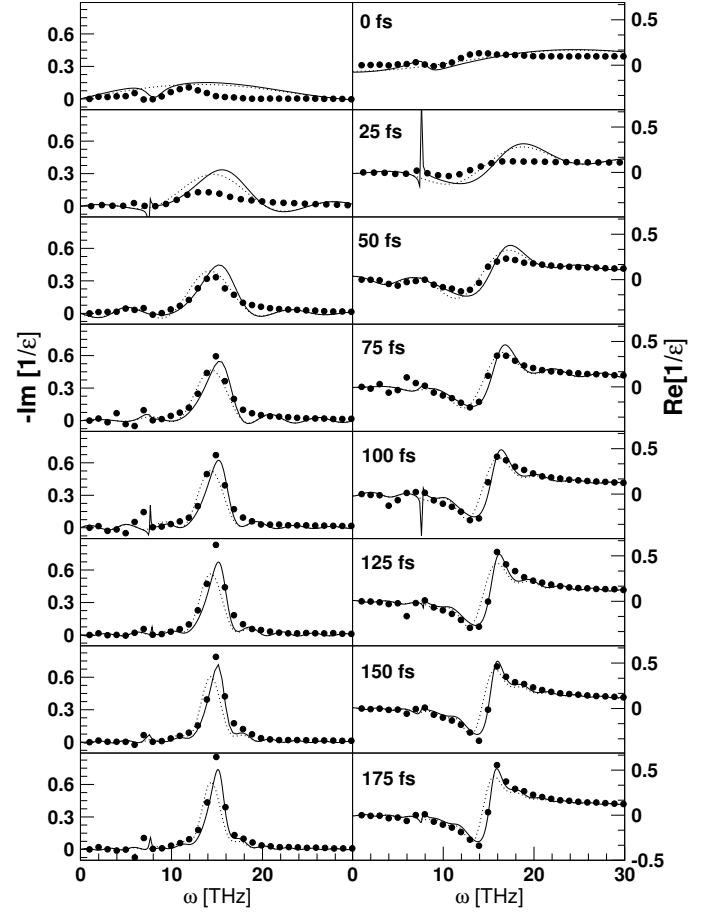


FIG. 1: The time evolution of the inverse dielectric function in GaAs. The labels from top to bottom denote the time  $t$ . The pump pulse was at  $t_0 = 40$  fs and the probe pulse has a full-width at half-maximum of 27 fs. Circles are data from [1, 2], solid lines show the electronic part with intrinsic polarization (19) and dotted lines the electronic part alone (17). The plasma frequency is given by  $\omega_p = 14.4$  THz and the relaxation time is  $\gamma = 85$  fs.

should observe deviations. This is the case in the recently observed response of InP [3], where a coupling between LO phonon and photon modes is reported. In Fig. 3 we see that the formation of the collective mode is delayed in the experiment during the first 100 fs when compared to the mean-field formula (17). Such behavior is beyond the validity of our approximation. At times later than 100 fs the formation of collective modes is described again sufficiently well. For InP we use parameters according to [3] namely  $\omega_{\text{L0}} = 2\pi \cdot 10.3$  THz,  $\omega_{\text{T0}} = 2\pi \cdot 9$  THz,  $\gamma_{\text{L0}} = 0.2$  ps<sup>-1</sup>, and  $\epsilon_1 = 9.6$ .

The aim of the present paper was to separate the gross feature of the formation of collective modes at transient times which are due to simple mean-field fluctuations. This has resulted in a simple analytic formula for the time dependence of the dielectric function. Subtracting

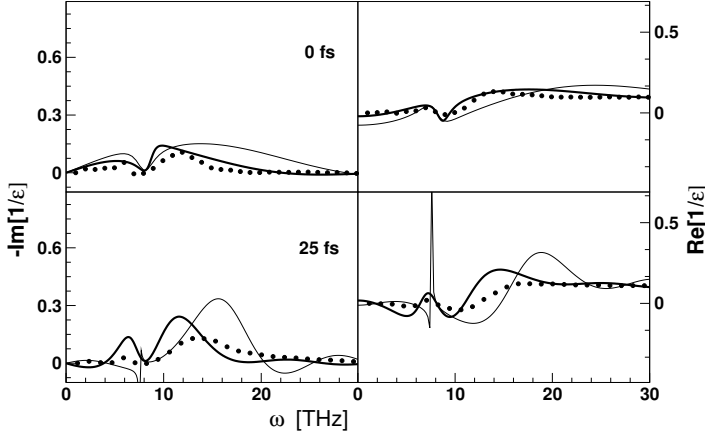


FIG. 2: The first two time evolution steps of Fig. 1 comparing the instant population of the conduction band (thin line) with a smooth transition (solid line).

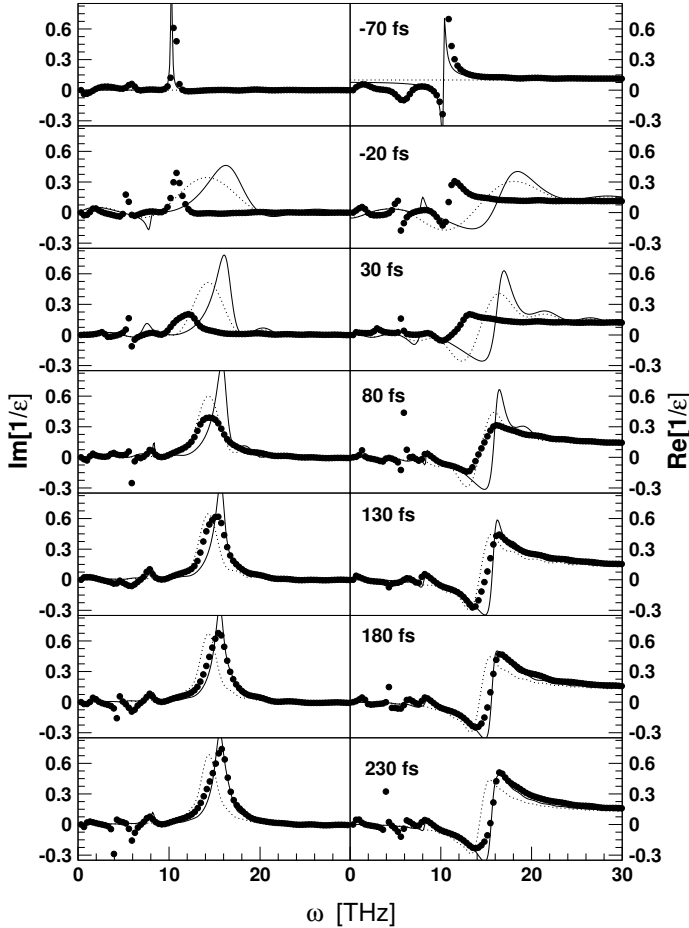


FIG. 3: Same as Fig. 1 but for InP. Circles are data from [3]. The plasma frequency and the relaxation time are  $\omega_p = 14.4$  THz and  $\tau = 77$  fs, respectively and  $t_0 = 70$  fs.

this gross feature from the data allows one to extract the effects which are due to higher-order correlations and which have to be simulated by quantum kinetic theory [7, 8, 9, 10] and response functions with approximations beyond the mean field [16]. These treatments are numerically demanding such that analytic expressions for the time dependence of some variables [17] are useful for controlling the numerics.

To conclude, we have derived a simple mean-field theory of the formation of a collective mode. Parameters of this model can be identified from the dielectric function at longer times. Fast phenomena that reflect non-trivial properties of the measured material should appear as deviations from this mean-field picture.

We thank A. Huber and R. Leitenstorfer for providing us with the experimental data and H. N. K Wong for enlightening and clarifying discussions.

- 
- [1] R. Huber, F. Tauser, A. Brodschelm, M. Bichler, G. Abstreiter, and A. Leitenstorfer, *Nature* 414, 286 (2001).
  - [2] R. Huber, F. Tauser, A. Brodschelm, and A. Leitenstorfer, *phys. stat. sol. (b)* 234, 207 (2002).
  - [3] R. Huber, C. Kubler, S. Tubel, A. Leitenstorfer, Q. T. Vu, H. Haug, F. Kohler, and M.-C. Amann, *Phys. Rev. Lett.* 94, 027401 (2005).
  - [4] J. Lloyd-Hughes, E. Castro-Camacho, M. D. Fraser, C. Jagadish, and M. B. Johnston, *Phys. Rev. B* 70, 235330 (2004).
  - [5] V. M. Axt and T. Kuhn, *Rep. Prog. Phys.* 67, 433 (2004).
  - [6] K. Morawetz, ed., *Nonequilibrium Physics at Short Time Scales - Formation of Correlations* (Springer, Berlin, 2004).
  - [7] L. Banyai, Q. T. Vu, B. Meck, and H. Haug, *Phys. Rev. Lett.* 81, 882 (1998).
  - [8] P. Gartner, L. Banyai, and H. Haug, *Phys. Phys. B* 60, 14234 (1999); *Phys. Phys. B* 66, 075205 (2002).
  - [9] Q. T. Vu and H. Haug, *Phys. Phys. B* 62, 7179 (2000).
  - [10] M. Kira and S. Koch, *Phys. Rev. Lett.* 93, 076402 (2004).
  - [11] N. Mermin, *Phys. Rev. B* 1, 2362 (1970).
  - [12] A. K. Das, *J. Phys. F* 5, 2035 (1975).
  - [13] K. Morawetz and U. Fuhrmann, *Phys. Rev. E* 61, 2272 (2000); *Phys. Rev. E* 62, 4382 (2000); K. Morawetz, *Phys. Rev. B* 66, 075125 (2002).
  - [14] G. S. Atwal and N. W. Ashcroft, *Phys. Rev. B* 65, 115109 (2002).
  - [15] K. E. Sayed, S. Schuster, H. Haug, F. Herzel, and K. Henneberger, *Phys. Rev. B* 49, 7337 (1994).
  - [16] N. H. K Wong and M. Bonitz, *Phys. Rev. Lett.* 84, 1768 (2000).
  - [17] K. Morawetz, V. Spicka, and P. Lipavsky, *Phys. Lett. A* 246, 311 (1998); K. Morawetz and H. Kohler, *Eur. Phys. J. A* 4, 291 (1999).