

Application of Vibration-Transit Theory of Liquid Dynamics to the Brillouin Peak Dispersion Curve

Duane C. Wallace, Giulia De Lorenzi-Venneri, and Eric D. Chisolm
Theoretical Division, Los Alamos National Laboratory, Los Alamos, New Mexico 87545
 (Dated: May 24, 2019)

The Brillouin peak appears in the dynamic structure factor $S(q, \omega)$, and the dispersion curve is the Brillouin peak frequency as function of q . The theoretical function underlying $S(q, \omega)$ is the density autocorrelation function $F(q, t)$. A broadly successful description of time correlation functions is provided by mode coupling theory, which expresses $F(q, t)$ in terms of processes through which the density fluctuations decay. In contrast, vibration-transit (V-T) theory is a Hamiltonian formulation of monatomic liquid dynamics in which the motion consists of vibrations within a many-particle random valley, interspersed with nearly instantaneous transits between such valleys. Here, V-T theory is applied to $S(q, \omega)$. The theoretical vibrational contribution to $S(q, \omega)$ is the sum of independent scattering cross sections from the normal vibrational modes, and contains no explicit reference to decay processes. For a theoretical model of liquid Na, we show that the vibrational contribution with no adjustable parameters gives an excellent account of the Brillouin peak dispersion curve, as compared to MD calculations and to experimental data.

PACS numbers: 05.20.Jj, 63.50.+x, 61.20.Lc, 61.12.Bt

The purpose of this paper is to present a new theoretical explanation for the Brillouin peak dispersion curve in a monatomic liquid. The Brillouin peak represents inelastic neutron or photon scattering, and appears in constant- q graphs of the dynamic structure factor $S(q, \omega)$ vs ω . In monatomic liquids, the Brillouin peak is observable for $0 < q \lesssim q_m$, where q_m is at the maximum of the first peak in $S(q)$. At given q , the frequency at the maximum of the Brillouin peak is $\Omega(q)$, and the dispersion curve is Ω vs q . The new explanation results from the application of vibration-transit (V-T) theory of liquid dynamics to the calculation of $S(q, \omega)$. This theory was originally developed to explain the equilibrium thermodynamic properties of monatomic liquids [1]. Now that V-T theory has been shown to give a highly accurate account of the thermodynamic properties of elemental liquids, with no adjustable parameters [1, 2], it is of interest to investigate its application to the nonequilibrium problem of dynamic response.

The development of microscopic theories of liquid dynamics is described in the monographs of Boon and Yip [3], Hansen and McDonald [4], and Balucani and Zoppi [5]. The theory most successful in accounting for time correlation functions is mode coupling theory [6, 7]. Here we shall limit our attention to the density autocorrelation function $F(q, t)$ and its Fourier transform $S(q, \omega)$. Mode coupling theory works with the generalized Langevin equation for $F(q, t)$, and expresses the memory function in terms of processes through which density fluctuations decay [3, 4, 5]. In the viscoelastic approximation, the memory function decays with a q -dependent relaxation time [3, 4, 5]. This approximation provides a good fit to the combined experimental data [8] and MD data [9, 10] for the Brillouin peak dispersion curve in liquid Rb [11] (see also Fig. 9.2 of [4]). Going beyond the viscoelastic

approximation, Bosse et al [12, 13] constructed a self-consistent theory for the longitudinal and transverse current fluctuation spectra, each expressed in terms of relaxation kernels approximated by decay integrals which couple the longitudinal and transverse excitations. This theory is in good overall agreement with extensive neutron scattering data and MD calculations for Ar near its triple point [13]. The theory was developed further by Sjögren [14, 15], who separated the memory function into a binary collision part, approximated with a Gaussian ansatz, and a more collective tail represented by a mode coupling term. For liquid Rb, this theory gives an “almost quantitative” agreement with results from neutron scattering experiments [8] and MD calculations [9, 10]. More recently, inelastic x-ray scattering measurements have been done for the light alkali metals Li [16] and Na [17, 18]. In analyzing these data, Scopigno et al [17, 18, 19, 20, 21, 22], include two or three decay channels in the memory function, with each decay process represented by adjustable q -dependent relaxation times and decay strengths. The resulting fits to $S(q, \omega)$ are excellent, both for the experimental data and for MD calculations [17, 18, 19, 20, 21, 22].

We shall now present a summary of V-T theory. From the outset, this theory was based on experimental data for the constant-volume entropy of melting of the elements, and the constant-volume atomic-motion specific heat of the elemental liquids at melt [1]. These data led us to the conjecture that the potential energy surface consists entirely of intersecting nearly-harmonic many-particle potential energy valleys; that these valleys belong to two classes, the symmetric (microcrystalline) and random classes; that the random valleys all have the same potential energy surface in the thermodynamic limit; and that the random valleys are by far the most numerous,

and therefore dominate the statistical mechanics of the liquid state. This conjecture has since been verified by computer studies [23, 24]. The corresponding atomic motion consists of vibrations within a single random valley, interspersed with motions across the intersections between valleys, called transits. The vibrational contribution dominates the thermodynamic properties. This contribution is modeled by the motion of the system in a single harmonic random valley extended to infinity, and having no intersection with another valley. The Hamiltonian then consists of a set of analytically tractable extended random valley Hamiltonians, plus corrections for transits and for anharmonicity [1, 25]. The role of transits in equilibrium is merely to allow the system to move among all the random valleys, and hence to exhibit the correct liquid entropy. The fact that transits contribute little else to equilibrium thermodynamic properties is interpreted to indicate that transits are nearly instantaneous [1, 26]. Transits have a more direct role in nonequilibrium properties, since transits are responsible for diffusive motion.

Since the vibrational contribution dominates the thermodynamic properties of the liquid, we expect it to be important in the nonequilibrium properties as well. This is the hypothesis to be tested. In fact, in the glass state, where the system is frozen into a single random valley, the vibrational contribution should be the *only* contribution. We shall first check this expectation in the glass, as its confirmation is required before we can apply V-T theory to the liquid.

We have previously discussed V-T theory for a general time correlation function, and have derived the vibrational contribution to the dynamic response functions [27]. We work with a system containing N atoms in a cubic volume, with the motion governed by classical mechanics and by periodic boundary conditions. For motion in an extended random valley, the atomic positions $\mathbf{r}_K(t)$ are written

$$\mathbf{r}_K(t) = \mathbf{R}_K + \mathbf{u}_K(t), \quad (1)$$

for $K = 1, \dots, N$, where \mathbf{R}_K is the equilibrium position of atom K , and $\mathbf{u}_K(t)$ is its displacement. The vibrational contribution to $F(q, t)$ is $F_{vib}(q, t)$, and in the one-mode approximation this is denoted $F_1(q, t)$. It is convenient to separate the constant $F_{vib}(q, \infty)$, and write

$$F_1(q, t) = F_{vib}(q, \infty) + [F_1(q, t) - F_{vib}(q, \infty)], \quad (2)$$

where

$$F_{vib}(q, \infty) = \frac{1}{N} \left\langle \sum_{KL} e^{-i\mathbf{q} \cdot \mathbf{R}_{KL}} e^{-W_K(\mathbf{q})} e^{-W_L(\mathbf{q})} \right\rangle_{\mathbf{q}^*}, \quad (3)$$

$$F_1(q, t) - F_{vib}(q, \infty) = \frac{1}{N} \left\langle \sum_{KL} e^{-i\mathbf{q} \cdot \mathbf{R}_{KL}} \times e^{-W_K(\mathbf{q})} e^{-W_L(\mathbf{q})} \langle \mathbf{q} \cdot \mathbf{u}_K(t) \mathbf{q} \cdot \mathbf{u}_L(0) \rangle_h \right\rangle_{\mathbf{q}^*}. \quad (4)$$

Here $\mathbf{R}_{KL} = \mathbf{R}_K - \mathbf{R}_L$, $W_K(\mathbf{q})$ is the Debye-Waller factor for atom K , $\langle \dots \rangle_h$ is the harmonic average over the vibrational motion, and $\langle \dots \rangle_{\mathbf{q}^*}$ is the average over the star of \mathbf{q} . The atomic displacements are analyzed into normal vibrational modes labeled λ , for $\lambda = 1, \dots, 3N$, each mode having frequency ω_λ and eigenvector components $\mathbf{w}_{K,\lambda}$. Then $S_{vib}(q, \omega)$, the Fourier transform of $F_1(q, t)$, is

$$S_{vib}(q, \omega) = F_{vib}(q, \infty) \delta(\omega) + S_1(q, \omega), \quad (5)$$

where

$$S_1(q, \omega) = \frac{3kT}{2M} \frac{1}{3N} \sum_{\lambda} f_{\lambda}(q) [\delta(\omega + \omega_{\lambda}) + \delta(\omega - \omega_{\lambda})], \quad (6)$$

$$f_{\lambda}(q) = \frac{1}{\omega_{\lambda}^2} \left\langle \left| \sum_K e^{-i\mathbf{q} \cdot \mathbf{R}_K} e^{-W_K(\mathbf{q})} \mathbf{q} \cdot \mathbf{w}_{K\lambda} \right|^2 \right\rangle_{\mathbf{q}^*}. \quad (7)$$

As a sum over normal modes, the Debye-Waller factors are

$$W_K(\mathbf{q}) = \sum_{\lambda} \frac{kT(\mathbf{q} \cdot \mathbf{w}_{K\lambda})^2}{2M\omega_{\lambda}^2}. \quad (8)$$

Eq. (6) for $S_1(q, \omega)$ has an obvious physical meaning: it is the sum over all vibrational modes of single-mode scattering at momentum transfer $\hbar\mathbf{q}$, with creation or annihilation of energy $\hbar\omega_{\lambda}$ in mode λ . If crystal phonon eigenvectors are used in Eq. (7), and if the average over \mathbf{q}^* is omitted, one recovers the crystal results of Lovesey [28], or of Glyde [29], for $S_1(\mathbf{q}, \omega)$.

The system we study is a model representing metallic Na, derived from electronic structure theory (see e.g. [25]). This model gives an excellent account of the experimental phonon dispersion curves of bcc Na, and of the corresponding thermal properties of the crystal ([25], Secs. 14, 17, 19). Through the spectrum of the random valley vibrational mode frequencies ω_{λ} , the model also accounts for the experimental entropy of liquid Na ([25], Sec. 23 and Eq. (24.2)). We shall use this model to evaluate the equations of V-T theory, and we shall compare the results with MD calculations for the same model and with experimental data on liquid Na. The same approach of comparing theory with MD was successfully used by Glyde, Hansen, and Klein [30] to evaluate the contribution of anharmonicity to $S(\mathbf{q}, \omega)$ for crystalline K.

Our first comparison is for the vibrational contribution alone, at a representative q . For this purpose, the

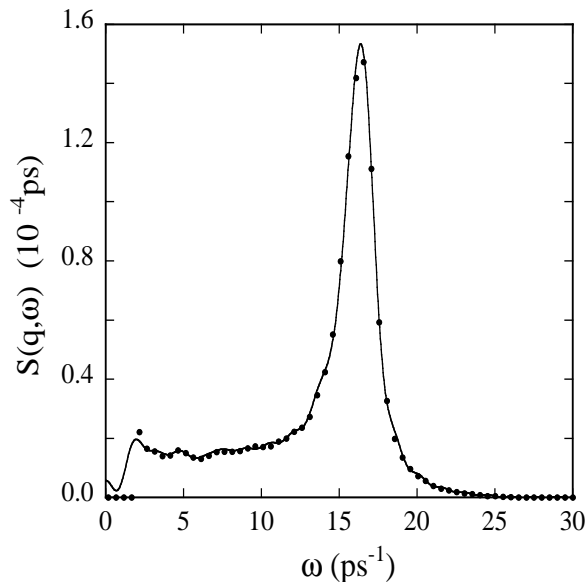


FIG. 1: $S(q, \omega)$ for motion in a single random valley at $q = 0.29711 \text{ a}_0^{-1}$ and 24 K: full line is MD, points are theory, Eq. (6).

MD system was equilibrated at 24 K, where transits are frozen out and the system moves in a single random valley. The MD result for $S(q, \omega)$ is shown by the solid line in Fig. 1. Theory was evaluated from Eqs. (6)-(8), and is shown by the points in Fig. 1. The $\delta(\omega)$ term in Eq. (5) expresses elastic scattering, and is not indicated in the figure. The agreement between V-T theory and MD in Fig. 1 is excellent to the smallest significant detail. Hence the same comparison for the liquid can be seen to reveal the effect of transits.

In previous work, Mazzacurati et al.[31] (see also [32]) have shown that a vibrational analysis is in excellent agreement with MD calculations of $S(q, \omega)$ for a Lennard-Jones glass. We have done this comparison again, in Fig. 1, because we want to study the *liquid*, and V-T theory requires confirmation that the valley studied is random, and not some other symmetry.

We shall now make the same comparison for the liquid state, at 395 K. For our system, this temperature is some 24 K above melting. The vibrational contribution to $S(q, \omega)$, again calculated from Eqs. (6)-(8), is shown by the points in Fig. 2. For this contribution, the temperature dependence is explicit in Eqs. (6) and (8), and is dominated in Fig. 2 by the linear dependence in Eq. (6). On the other hand, the MD system at 395 K is transiting rapidly among the random valleys. The MD result, the solid line in Fig. 2, displays the well-known Rayleigh-Brillouin spectrum [3, 4, 5], where the Rayleigh peak arises from the elastic term in Eq. (5). What is missing from the V-T curve is the transit contribution. From the comparison with the MD curve, which includes transits, we can see that the effect of transits is to broaden both

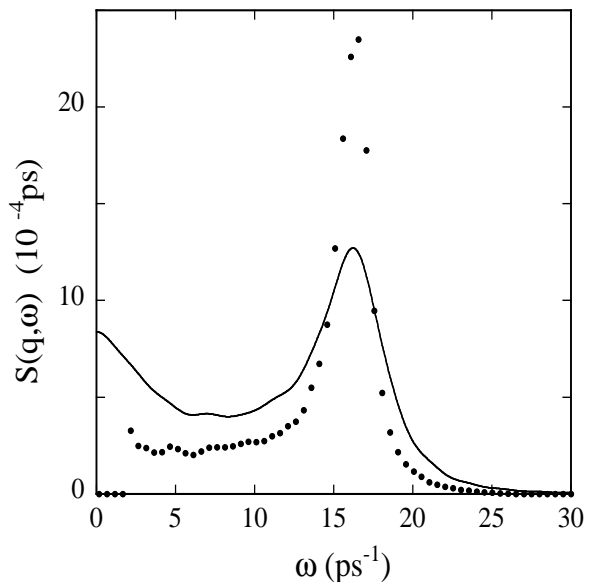


FIG. 2: $S(q, \omega)$ at $q = 0.29711 \text{ a}_0^{-1}$ and 395 K: line is MD for the liquid, points are the vibrational contribution alone, Eq. (6). What the vibrational contribution gets right is the location of the Brillouin peak.

the Rayleigh and the Brillouin peaks, but not to shift them. That these peaks are not shifted results from the nearly instantaneous character of transits.

Three additional properties related to Fig. 2 are of interest. First, the vibrational contribution alone gives an accurate account of the MD results for the area of the Rayleigh peak, and for the area of the Brillouin peak. This property of V-T theory is also understood from the nearly instantaneous character of transits. Second, the vibrational contribution alone also gives around half of the total width of the Brillouin peak. And third, a parameterized model for $S(q, \omega)$, in the spirit of Zwanzig's model for the velocity autocorrelation function [33], is obtained by multiplying the two terms on the right side of Eq. (2) by the relaxation functions $e^{-\alpha_1 t}$ and $e^{-\alpha_2 t}$, respectively. Since they represent the transit-induced decay of $F(q, t)$, the relaxation rates α_1 and α_2 are expected to be approximately the mean transit rate in the liquid [34]. For the example shown in Fig. 2, and also for the other q we have studied, a good fit to the MD $S(q, \omega)$ is obtained from this relaxation model [34], with α_1 and α_2 close to the known mean transit rate [35, 36].

We shall now present the main result of this paper. Since transits broaden the Brillouin peak, without shifting it, the Brillouin peak dispersion curve is determined by the vibrational contribution alone. In Fig. 3, $\Omega(q)$ is graphed for the entire range of q for which the Brillouin peak is observable in our system, comparing results from MD in the liquid at 395 K with the vibrational contribution alone at the same temperature. The relative rms difference between the Ω_{MD} and Ω_{vib} points is 2%, a

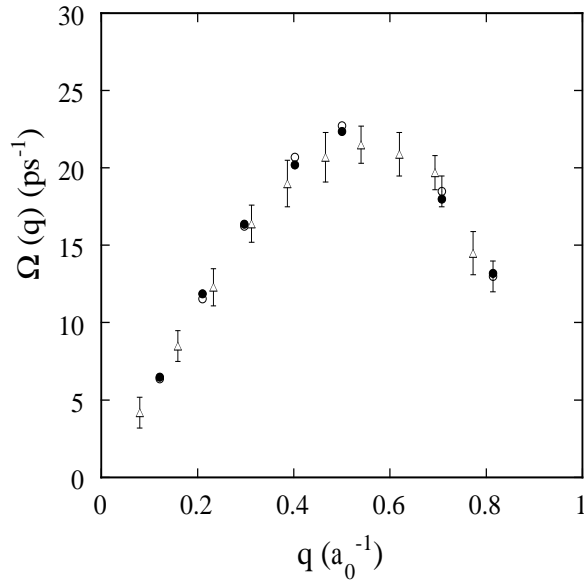


FIG. 3: Brillouin peak dispersion curve for liquid sodium: circles are MD at 395 K, points are the vibrational contribution from V-T theory at 395 K, and triangles are x-ray scattering data at 390 K [17, 18].

difference on the order of numerical errors. Experimental data for liquid Na at 390 K [17, 18] are also graphed, and our theoretical Ω_{vib} points fall within the experimental error bars. The relative rms difference of our seven Ω_{vib} points from a smooth curve fitting the experimental points is 5%.

In summary: (a) the vibrational contribution to $S(q, \omega)$ for a monatomic liquid is the sum of independent inelastic scattering cross sections from each of the random valley normal vibrational modes; (b) in contrast to mode coupling theory, this formulation of $S(q, \omega)$ is not based on explicit decay processes; and (c) for liquid Na, comparison with MD calculations and with experimental data shows that the vibrational contribution accurately accounts for the location of the Brillouin peak, and accounts for half the width of the Brillouin peak as well.

The authors gratefully acknowledge Tullio Scopigno and R. M. Yulmetyev for providing the original experimental data, Brad Clements for collaboration, and Francesco Venneri for technical advice. This work was supported by the US DOE through contract W-7405-ENG-36.

[1] D. C. Wallace, Phys. Rev. E **56**, 4179 (1997).
[2] E. D. Chisolm and D. C. Wallace, J. Phys.: Condens. Matter **13**, R739 (2001).
[3] J. P. Boon and S. Yip, *Molecular Hydrodynamics* (McGraw-Hill, New York, 1980).

[4] J. P. Hansen and I. R. McDonald, *Theory of Simple Liquids* (Academic, New York, 1986), 2nd ed.
[5] U. Balucani and M. Zoppi, *Dynamics of the Liquid State* (Clarendon Press, Oxford, 1994), 2nd ed.
[6] W. Götze and M. Lücke, Phys. Rev. A **11**, 2173 (1975).
[7] W. Götze and L. Sjögren, Rep. Prog. Phys. **55**, 241 (1992).
[8] J. R. D. Copley and J. M. Rowe, Phys. Rev. Lett. **32**, 49 (1974).
[9] A. Rahman, Phys. Rev. Lett. **32**, 52 (1974).
[10] A. Rahman, Phys. Rev. A **9**, 1667 (1974).
[11] J. R. D. Copley and S. W. Lovesey, Rep. Prog. Phys. **38**, 461 (1975).
[12] J. Bosse, W. Götze, and M. Lücke, Phys. Rev. A **17**, 434 (1978).
[13] J. Bosse, W. Götze, and M. Lücke, Phys. Rev. A **17**, 447 (1978).
[14] L. Sjögren, Phys. Rev. A **22**, 2866 (1980).
[15] L. Sjögren, Phys. Rev. A **22**, 2883 (1980).
[16] T. Scopigno, U. Balucani, A. Cunsolo, C. Masciovecchio, G. Ruocco, F. Sette, and R. Verbeni, Europhys. Lett. **50**, 189 (2000).
[17] T. Scopigno, U. Balucani, G. Ruocco, and F. Sette, Phys. Rev. E **65**, 031205 (2002).
[18] R. M. Yulmetyev, A. V. Mokshin, T. Scopigno, and P. Hänggi, J. Phys. Condensed Matter **15**, 2235 (2003).
[19] T. Scopigno, U. Balucani, G. Ruocco, and F. Sette, Phys. Rev. Lett. **85**, 4076 (2000).
[20] T. Scopigno, U. Balucani, G. Ruocco, and F. Sette, J. Phys.: Condens. Matter **12**, 8009 (2000).
[21] T. Scopigno, G. Ruocco, F. Sette, and G. Viliani, Phys. Rev. E **66**, 031205 (2002).
[22] T. Scopigno, G. Ruocco, F. Sette, and G. Viliani, Phil. Mag. B **82**, 233 (2002).
[23] D. C. Wallace and B. E. Clements, Phys. Rev. E **59**, 2942 (1999).
[24] B. E. Clements and D. C. Wallace, Phys. Rev. E **59**, 2955 (1999).
[25] D. C. Wallace, *Statistical Physics of Crystals and Liquids* (World Scientific, New Jersey, 2002).
[26] D. C. Wallace, E. D. Chisolm, and B. E. Clements, Phys. Rev. E **64**, 011205 (2001).
[27] D. C. Wallace, G. De Lorenzi-Venneri, and E. D. Chisolm, to be published.
[28] S. W. Lovesey, *Theory of Neutron Scattering from Condensed Matter*, vol. 1 (Clarendon Press, Oxford, 1984).
[29] H. R. Glyde, *Excitations in Liquid and Solid Helium* (Clarendon Press, Oxford, 1994).
[30] H. R. Glyde, J. P. Hansen, and M. L. Klein, Phys. Rev. B **16**, 3476 (1977).
[31] V. Mazzacurati, G. Ruocco, and M. Sampoli, Europhys. Lett. **34**, 681 (1996).
[32] G. Ruocco, F. Sette, R. Di Leonardo, G. Monaco, M. Sampoli, T. Scopigno, and G. Viliani, Phys. Rev. Lett. **84**, 5788 (2000).
[33] R. Zwanzig, J. Chem. Phys. **79**, 4507 (1983).
[34] G. De Lorenzi-Venneri and D. C. Wallace, to be published.
[35] D. C. Wallace, Phys. Rev. E **58**, 538 (1998).
[36] E. D. Chisolm, B. E. Clements, and D. C. Wallace, Phys. Rev. E **63**, 031204 (2001).