

A simple model of Feshbach molecules

Cheng Chin

James Franck Institute and Department of Physics, University of Chicago, Chicago, IL 60637
Institut für Experimentalphysik, Universität Innsbruck, Technikerstr. 25, 6020 Innsbruck, Austria
 (Dated: February 20, 2019)

We present a simple two-channel model to describe the molecular states near Feshbach resonances. The derived molecular wave function and energy structure show interesting behavior and strong dependence on the Feshbach coupling and the background scattering properties. For small binding energies, the bound state enters a threshold regime in which the Feshbach molecules are identical to long range atom pairs in the scattering channel. Based on the range of the threshold regime, we propose a dimensionless parameter to characterize the “broadness” of the Feshbach resonance.

PACS numbers: 03.75.Hh, 05.30.Fk, 34.50.-s, 39.25.+k

I. INTRODUCTION

Formation and Bose-Einstein condensation (BEC) of molecules [1] have recently been achieved based on ultracold atoms with magnetically-tuned Feshbach resonances [2]. In these experiments, Feshbach coupling is induced by tuning a foreign molecular state near the scattering continuum, which allows for an efficient transfer of colliding atoms into molecules. This method works for virtually all alkali atoms, and can create ultracold molecules from various sources including Bose condensates [3], Fermi gases [4], or normal thermal gases [5, 6].

Feshbach molecules differ from normal molecules in unique ways. Not only are they well polarized in a single high-lying, weakly-bound quantum state, the molecular state can also strongly couple to the scattering continuum via Feshbach coupling. This raises the question: are Feshbach molecules better considered short range molecules in the foreign bound state or “pairs” of scattering atoms near the continuum? This distinction is particularly crucial in the studies of the BEC to BCS (Bardeen-Cooper-Schrieffer state) crossover in degenerate Fermi gases, which call for a justification of modeling Feshbach molecules by either pairs of fermionic atoms or foreign molecules [7].

The nature of Feshbach molecules has been recently investigated based on general two-body and many-body theory [8, 9] and multi-channel scattering calculations [7, 10]. All works suggest that the Feshbach molecule is generally a coherent mixture of the foreign molecule in the closed channel and long-range atom pairs in the open scattering channel. Near broad Feshbach resonances, the open channel dominates over a large range of the resonance width. For narrow resonances, as suggested by numerical calculation [7, 10], the closed channel dominates and a short-range molecule picture is appropriate.

In this paper, we propose a two-channel scattering model to describe Feshbach molecules (Sec. II). The model provides a simple picture to analyze the properties of the Feshbach molecules in different regimes (Sec. III and Sec. IV). Finally, we apply our model to describe the Feshbach molecules created in recent Fermi gas experiments (Sec. V).

II. MODEL

We model the interaction of two identical, ultracold atoms with mass m based on an open channel $|o\rangle$ that supports the scattering continuum and a closed channel $|c\rangle$ that supports the foreign bound state. The wave function of the atoms is generally expressed as $|\psi\rangle = \psi_o(r)|o\rangle + \psi_c(r)|c\rangle$, where $\psi_o(r)$ and $\psi_c(r)$ are the amplitudes in the open and closed channels, respectively, and r is the inter-atomic separation. We assume the interaction $-(\hbar^2/m)\hat{v}$ is described by a spherical box potential with an interaction range of r_0 , see Fig. (1). For $r > r_0$, the potential energy of the open channel is 0 and the closed channel ∞ . For $r < r_0$, the open (closed) channel has an attractive potential of $-\hbar^2 q_o^2/m$ ($-\hbar^2 q_c^2/m$), and we introduce a coupling term between the channels $\Omega = |\Omega|$. The wave function satisfies the Schrödinger’s equation:

$$E|\psi\rangle = -\frac{\hbar^2}{m}(\nabla^2 + \hat{v})|\psi\rangle \quad (1)$$

$$\hat{v} = \begin{cases} \begin{pmatrix} q_o^2 & \Omega \\ \Omega & q_c^2 \end{pmatrix} & \text{for } r < r_0 \\ \begin{pmatrix} 0 & 0 \\ 0 & -\infty \end{pmatrix} & \text{for } r > r_0. \end{cases} \quad (2)$$

The solution of the above equation for zero scattering energy $E = 0$ can be expressed as:

$$\text{for } r > r_0 : |\psi\rangle \propto \frac{r-a}{r}|o\rangle, \quad (3)$$

$$\text{for } r < r_0 : |\psi\rangle \propto \frac{\sin q_+ r}{r}|+\rangle + \frac{A \sin q_- r}{r}|-\rangle, \quad (4)$$

where A and the scattering length a are constants, q_{\pm} are the eigen wave numbers for $r < r_0$ associated with the eigen states

$$\begin{aligned} |+\rangle &= \cos \theta |o\rangle + \sin \theta |c\rangle \\ |-\rangle &= -\sin \theta |o\rangle + \cos \theta |c\rangle, \end{aligned} \quad (5)$$

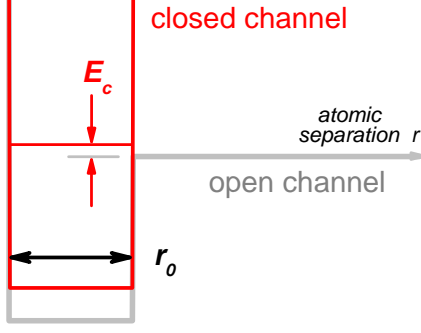


FIG. 1: A two-channel model for Feshbach resonances. We assume a spherical box potential between two atoms with an interaction range of r_0 . A bound state with energy E_c relative to the scattering continuum is supported by the closed channel.

and $\tan 2\theta = 2\Omega/(q_o^2 - q_c^2)$.

Based on the boundary conditions $\psi_c(r_0) = 0$ and $\psi_o(r_0)/\psi'_o(r_0) = r_0(r_0/a - 1)$, we get

$$A = -\tan\theta \frac{\sin(q_+ r_0)}{\sin(q_- r_0)} \quad (6)$$

$$\frac{1}{r_0 - a} = \frac{q_+ \cos^2 \theta}{\tan q_+ r_0} + \frac{q_- \sin^2 \theta}{\tan q_- r_0}. \quad (7)$$

The latter equation shows how in general, each channel contributes to the scattering length.

In cold atom systems, the Feshbach coupling comes from hyperfine interactions or spin-spin interactions, both are many orders of magnitude weaker than the relevant short range exchange potential. It is an excellent approximation to assume $\Omega \ll q_o^2, q_c^2$ and $|q_o^2 - q_c^2|$. Hence, we have $\theta \ll 1$, $q_+ \approx q_o$ and $q_- \approx q_c$.

In this weak coupling limit, we identify the middle term in Eq. (7) as $(r_0 - a_{bg})^{-1}$, where a_{bg} is the background (off-resonant) scattering length, and the closed channel contribution is significant only when the closed channel bound state is near the continuum. Given the (bare) bound state at the energy of $E_c = (\hbar^2/m)\epsilon_c$ above the continuum, the boundary condition $\psi_o(r_0) = \sin \sqrt{q_c^2 + \epsilon_c} r_0 = 0$ allows us to expand the last term in Eq. (7) as $-\gamma/\epsilon_c$. Here $\gamma = 2q_c^2\theta^2/r_0$ characterizes the strength of the Feshbach coupling and is second-order in nature. Equation (7) then reduces to

$$\frac{1}{r_0 - a} = \frac{1}{r_0 - a_{bg}} - \frac{\gamma}{\epsilon_c}. \quad (8)$$

III. SCATTERING LENGTH AND THE MOLECULAR EIGEN STATE

Experimentally, the relative energy between the continuum and the bare state can be adjusted linearly by a magnetic field B -induced Zeeman shift $-\mu B$, where

$\mu = \mu_o - \mu_c$ and $\mu_o(\mu_c)$ is the magnetic moment of the open(closed) channel. Replacing E_c by $E_c + \mu B$, we can rewrite Eq. (8) in terms of the magnetic field as

$$\frac{a - r_0}{a_{bg} - r_0} = 1 - \frac{\Delta B}{B - B_{res}}, \quad (9)$$

where the resonance width ΔB and the resonance position B_{res} are given by

$$\Delta B = -\mu^{-1} \left(\frac{\hbar^2}{m} \right) \gamma (a_{bg} - r_0) \quad (10)$$

$$B_{res} = \mu^{-1} E_c + \Delta B. \quad (11)$$

Several interesting features are shown here. First of all, we find the resonance width is proportional to both the Feshbach coupling γ and the background scattering properties $a_{bg} - r_0$. The latter dependence is due to the fact that the scattering amplitude at short range is proportional to the scattering length. A larger short range scattering amplitude leads to a stronger coupling to the closed channel.

Secondly and importantly, the resonance position is offset by exactly ΔB relative to the crossing of the bare state and the continuum, $B = \mu^{-1} E_c$, see Eq. (11). This feature leads to the “renormalization” of the Feshbach resonance location discussed in Ref. [9].

To understand the resonance position shift, we should return to Eq. (8). The divergence of the scattering length occurs when the open channel contribution (middle term) is exactly canceled by the closed channel one (last term). For systems with large background scattering lengths $|a_{bg}| \gg r_0$ or strong Feshbach couplings γ , this cancellation can occur even when the bare state is far away from the continuum. A large resonance shift then results.

Now we turn to the binding energy of the molecules. Assuming the bound eigen state $|\psi_m\rangle$ exists near the continuum at $E = -E_m = -(\hbar^2/m)\epsilon_m$, where $E_m > 0$ is the binding energy, we can determine E_m by following essentially the same calculation as Eq. (1)-(7). The equivalence of Eq. (7) gives

$$-\sqrt{\epsilon_m} = \frac{\bar{q}_+ \cos \theta^2}{\tan \bar{q}_+ r_0} + \frac{\bar{q}_- \sin \theta^2}{\tan \bar{q}_- r_0}, \quad (12)$$

where $\bar{q}_\pm = (q_\pm^2 - \epsilon_m)^{1/2}$.

Assuming $\theta \ll 1$ and the bound states in both channels are close to the continuum, namely, $|a_{bg}| \gg r_0$ and $|\epsilon_c| \ll q_o/r_0$, we can expand the two terms on the right side of Eq. (12) to leading order as $(r_0 - a_{bg})^{-1}$ and $-\gamma(\epsilon_c + \epsilon_m)^{-1}$, respectively. Equation (12) then reduces to

$$(\epsilon_m + \epsilon_c) \left(\sqrt{\epsilon_m} - \frac{1}{a_{bg} - r_0} \right) = \gamma. \quad (13)$$

This is an important result and shows the evolution of the eigen state near the resonance. We can immediately

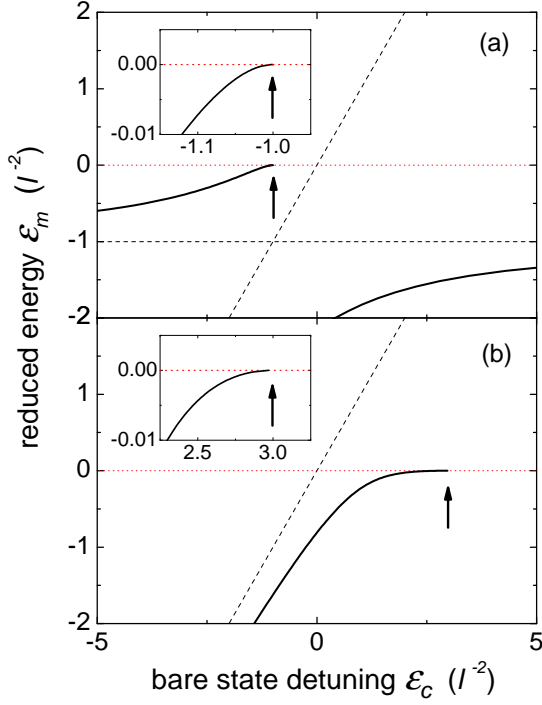


FIG. 2: Energy of the Feshbach molecule near a Feshbach resonance. Based on Eq. (13), we show the reduced energies of the continuum (dotted lines), bare molecular states (dashed lines), and the dressed molecular state (ϵ_m , solid lines). We assume (a) $a_{bg} - r_0 = l$ and $\gamma = l^{-3}$ and (b) $a_{bg} - r_0 = -3l$ and $\gamma = l^{-3}$, where $l \gg r_0$ can be any relevant length scale. Arrows mark the offset resonance positions. Insets show the threshold behavior of the bound state.

see that in the absence of the Feshbach coupling $\gamma = 0$, the solutions of Eq. (13) are $\epsilon_m = -\epsilon_c$ and $\epsilon_m = (a_{bg} - r_0)^{-2}$ (for $a_{bg} > r_0$), which exactly correspond to the bare bound states in the closed channel and the open channel (for $a_{bg} > r_0$), respectively.

In the presence of the Feshbach coupling $\gamma > 0$, Eq. (13) suggests an “avoided level crossing”-like energy structure, see Fig. (2), which also illustrates the resonance position shifts. The level crossing, however, is not hyperbolic as is in a two-level system. In particular, at small binding energies, the bound state energy approaches the continuum quadratically, see Fig. (2) inset. Far below the continuum, the bound state approaches the bare state in the closed channel.

To better quantify the role of the open and closed channel, we solve the wave function of the eigen state as

$$r > r_0 : |\psi_m\rangle \propto \frac{e^{-\sqrt{\epsilon_m}r}}{r} |o\rangle \quad (14)$$

$$r < r_0 : |\psi_m\rangle \propto \frac{\sin q_o r}{r} |o\rangle + \frac{A_m \sin q_c r}{r} |c\rangle, \quad (15)$$

where A_m satisfies

$$A_m^2 = \frac{2\gamma}{r_0} (\epsilon_c + \epsilon_m)^{-2} = \frac{\tan^2 \phi}{\sqrt{\epsilon_m} r_0}, \quad (16)$$

and the mixing angle ϕ is defined below.

We show in Eq. (15) that the eigen state generally occupies both the closed channel and open channel. We can introduce a mixing amplitude $\sin \phi$ as the amplitude in the closed channel

$$|\psi_m\rangle = \sin \phi |c\rangle + \cos \phi |o\rangle. \quad (17)$$

The mixing fraction $\sin^2 \phi$ can be evaluated by a direct integration of the closed channel wave function. Alternatively, noticing that the mixing also leads to a dependence of the eigen state on the bare state, we can also derive $\sin^2 \phi$ from the dependence of E_m on E_c , or from the magnetic moment of the molecule $\mu_m = -\partial E_m / \partial B$. All methods lead to the same result

$$\sin^2 \phi = -\frac{\partial E_m}{\partial E_c} = \int |\psi_c(r)|^2 d^3r = \frac{\mu_o - \mu_m}{\mu} \quad (18)$$

$$= \frac{2\sqrt{\epsilon_m}\gamma}{(\epsilon_c + \epsilon_m)^2 + 2\sqrt{\epsilon_m}\gamma}. \quad (19)$$

IV. THRESHOLD REGIME IN OPEN CHANNEL

Despite the seemingly complex behavior shown in previous sections, the Feshbach molecules are simple and universal near the scattering continuum. Expanding Eq. (13) with small E_m and using Eq. (9)-(11), we find the binding energy of the Feshbach molecules has a simple dependence on the scattering length and increases quadratically in magnetic field near the resonance, namely,

$$E_m = \frac{\hbar^2}{m(a - r_0)^2} \quad (20)$$

$$= \frac{\mu^2 (B - B_{res})^2}{4E^*}, \quad (21)$$

where $E^* = (\hbar/4m)\gamma^2(a_{bg} - r_0)^4$.

Equation (20) shows identical dependence on scattering length and interaction range as of single channel molecules in the threshold regime [12]. Furthermore, taking the limit $\epsilon_m \rightarrow 0$ in Eq. (19) and in Eq. (14), we find the molecular wave function here is purely in the open channel. Its spatial extent is determined by quantum uncertainty, $\langle r \rangle \sqrt{mE_m} = \hbar/2$, and can be much larger than the interaction range $\langle r \rangle = a/2 \gg r_0$. In this limit, the Feshbach molecules are identical to long-range atom pairs in a single open channel.

TABLE I: Parameters of the Feshbach resonances shown in Fig. (3). These parameters are obtained from Ref. [11] for the ${}^6\text{Li}$ 834 G resonance, Ref. [15] for the ${}^6\text{Li}$ 543 G resonance, and Ref. [14] for the ${}^{40}\text{K}$ resonance. Feshbach coupling γ is derived from Eq. (10).

| Atom | $r_0(a_0)$ | $B_{res}(\text{G})$ | $\Delta B(\text{G})$ | $a_{bg}(a_0)$ | $\mu(\mu_B)$ | $\gamma^{-1/3}(a_0)$ |
|-------------------|------------|---------------------|----------------------|---------------|--------------|----------------------|
| ${}^6\text{Li}$ | 29.88 | 834.15 | 300 | -1405 | 2.0 | 101 |
| ${}^{40}\text{K}$ | 62 | 224.21 | 9.77 | 174 | 2.5 | 67 |
| ${}^6\text{Li}$ | 29.88 | 543.26 | 0.1 | 61.6 | 2.1 | 400 |

By expanding Eq. (19) at small ϵ_m and using Eq. (13), we find the closed channel fraction can be expressed as

$$\sin^2 \phi = \sqrt{\frac{E_m}{E^*}} - (1 + \delta) \frac{E_m}{E^*} + \dots, \quad (22)$$

where $\delta = \gamma(a_{bg} - r_0)^3$.

From Eq. (22), we see that E^* provides the leading order estimation of the closed channel admixture. When $E_m \ll E^*$ or $E_m \ll E^*/|\delta|$ (this condition applies when $\delta \ll -1$), the Feshbach molecule is purely in the open channel. As expected, the threshold regime is wider for resonances with larger γ and $|a_{bg} - r_0|$.

We can further determine the “open channel-dominated” regime by setting $\sin^2 \phi < \frac{1}{2}$ in Eq. (19). For resonances with small $|\delta| \ll 1$, this condition corresponds to $E_m < E^*$, which, in terms of magnetic field, maps to only a small fraction of $|\delta|\Delta B$ near the resonance B_{res} . For resonances with large $|\delta| \gg 1$, the open channel dominates when $E_m < (\gamma/2)^{2/3}$, which covers the full resonance width when $a_{bg} < r_0$, and covers the entire upper branch of the bound state when $a_{bg} > r_0$.

Based on the range of the single channel regime, we suggest the broad(narrow) resonances be defined as those with $|\delta| \gg 1$ ($|\delta| \ll 1$). Feshbach molecules in the vicinity of a broad (narrow) resonance are better described as long range pairs in the open channel (short range molecules in the closed channel).

V. FESHBACH MOLECULES IN ${}^6\text{Li}$ AND ${}^{40}\text{K}$

Finally, we apply our model to study the ${}^6\text{Li}_2$ and ${}^{40}\text{K}_2$ Feshbach molecules created in recent BEC-BCS experiments [1]. These molecules are stable near the resonance and both the molecular binding energies and the scattering lengths have been well measured and studied [11, 14].

In Fig. (3), we calculate the binding energy E_m and the mixing fraction $\sin^2 \phi$ of the Feshbach molecules for two ${}^6\text{Li}$ resonances and one ${}^{40}\text{K}$ resonance based on the parameters in Table I. The results agree very well with the multi-channel calculation [13] and the measurements on molecular binding energy [11, 14], magnetic moment [6] and mixing fraction [16].

Both the Li resonance at 834 G and the K resonance are broad with $\delta = -2900$ and 4.7, respectively. The open channel-dominated regimes of $E_m < E^*/|\delta| = h 210 \text{ MHz}$

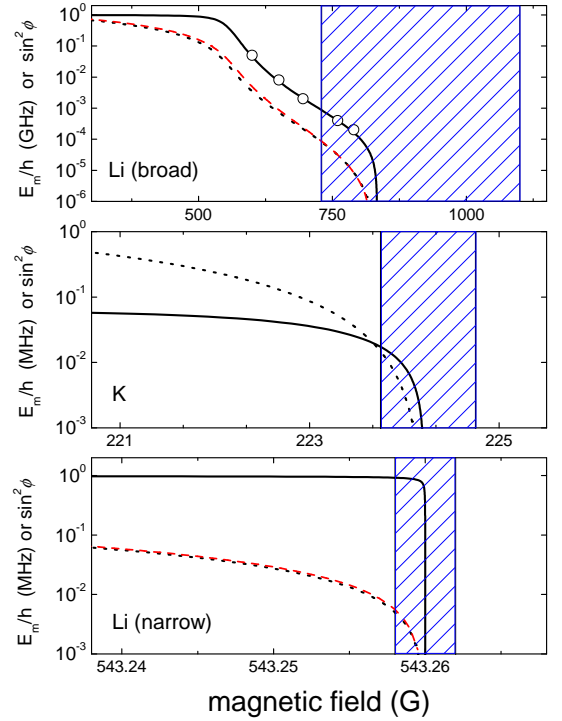


FIG. 3: Binding energies E_m (dotted lines) and mixing fractions $\sin^2 \phi$ (solid lines) of the molecules near the ${}^6\text{Li}$ and ${}^{40}\text{K}$ Feshbach resonances. The curves are calculated from Eq. (13), Eq. (19) and the parameters in Table 1. Binding energies from multi-channel calculation [13] (dashed lines) and the mixing fractions from Rice group [16] (open circles) are shown for comparison. The shaded areas indicate the BEC-BCS crossover regimes, $|a| > 3000a_0$.

for the 834 G Li resonance and $E_m < E^* = h 39 \text{ MHz}$ for the K resonance are both much larger than the Fermi energy of $E_F \approx h 20 \text{ kHz}$ in the experiments. (Here Fermi wave number is $k_F \sim (3000a_0)^{-1}$ and a_0 is Bohr’s radius.) Therefore, we conclude the open channel description of these Feshbach molecules in the crossover regime is an excellent approximation.

For the narrow Li resonance at $\sim 543 \text{ G}$, we obtain $\delta \sim 0.0005$ and $E^* = h 31 \text{ Hz} \ll E_F = h 20 \text{ kHz}$. This indicates an extremely narrow open channel regime of less than $50 \mu\text{G}$ near the resonance, where the gas parameter is still over $k_F a = 20$. Crossover experiments based on these Feshbach molecules cannot be described by open channel atom pairs and may lead to qualitatively different physics. We attribute the large difference between the two Li resonances to their different couplings γ and very different background scattering length a_{bg} , see Table I.

In conclusion, the two-channel model can predict very well the behavior of the weakly-bound molecules near the Feshbach resonances. The analytic results of the scattering length, binding energy and mixing fraction allow us to calculate the molecular properties in different regimes and to assess the “broadness” of the Feshbach resonances.

Acknowledgements

We thank P.S. Julienne for stimulating discussions and R. Grimm's lithium and cesium groups in Innsbruck for

the support during our visit. The author is partially supported by the Lise-Meitner program of the Austrian Science Fund (FWF).

-
- [1] S. Jochim, M. Bartenstein, A. Altmeyer, G. Hendl, S. Riedl, C. Chin, J. Hecker Denschlag and R. Grimm, *Science* **302**, 2101 (2003); M. Greiner, C.A. Regal, D.S. Jin, *Nature* **426**, 537 (2003); Zwierlein, C.A. Stan, C.H. Schunck, S.M.F. Raupach, S. Gupta, Z. Hadzibabic, and W. Ketterle, *Phys. Rev. Lett.* **91**, 250401 (2003).
 - [2] E. Tiesinga, B.J. Verhaar, and H.T.C. Stoof, *Phys. Rev. A* **47**, 4114 (1993); S. Inouye, M. Andrews, J. Stenger, H.-J. Miesner, S. Stamper-Kurn, and W. Ketterle, *Nature* **392**, 151 (1998).
 - [3] J. Herbig, T. Kraemer, M. Mark, T. Weber, C. Chin, H.-C. Nägerl, and R. Grimm, *Science* **301**, 1510 (2003); S. Dürr, T. Volz, A. Marte, and G. Rempe *Phys. Rev. Lett.* **92**, 020406 (2004); K. Xu, T. Mukaiyama, J.R. Abo-Shaeer, J.K. Chin, D. Miller, and W. Ketterle, *Phys. Rev. Lett.* **91**, 210402 (2003).
 - [4] M. Greiner, C. A. Regal, D. S. Jin, *Nature* **426**, 537 (2003).
 - [5] C. Chin, V. Vuletić, A.J. Kerman, and S. Chu, *Phys. Rev. Lett.* **90**, 033201 (2003).
 - [6] S. Jochim, M. Bartenstein, A. Altmeyer, G. Hendl, C. Chin, J. Hecker Denschlag, and R. Grimm, *Phys. Rev. Lett.* **91**, 240402 (2003).
 - [7] S. Simonucci, P. Pieri and G.C. Strinati, *Europhys. Lett.* **69** 713 (2005).
 - [8] R.A. Duine and H.T.C. Stoof, *Phys. Rep.* **396**, 115 (2004).
 - [9] B. Marcelis, E.G.M. van Kempen, B.J. Verhaar, and S.J.J.M.F. Kokkelmans, *Phys. Rev. A* **70**, 012701 (2004).
 - [10] K. Goral, T. Koehler, S.A. Gardiner, E. Tiesinga, P.S. Julienne, *J. Phys. B* **37**, 3457 (2004).
 - [11] M. Bartenstein, A. Altmeyer, S. Riedl, R. Geursen, S. Jochim, C. Chin, J. Hecker Denschlag, R. Grimm, A. Simoni, E. Tiesinga, C.J. Williams, and P.S. Julienne, *Phys. Rev. Lett.* **94**, 103201 (2005).
 - [12] B. Gao, *Phys. Rev. A*, **62**, 050702(R) (2000).
 - [13] V. Venturi and P. S. Julienne, private communication.
 - [14] C.A. Regal and D.S. Jin, *Phys. Rev. Lett.* **90**, 230404 (2003); C.A. Regal, C. Ticknor, J.L. Bohn, and D.S. Jin, *Nature* **424**, 47 (2003).
 - [15] K.E. Strecker, G.B. Partridge and R.G. Hulet, *Phys. Rev. Lett.* **91**, 080406 (2003).
 - [16] G.B. Partridge, K.E. Strecker, R.I. Kamar, M.W. Jack, R.G. Hulet, *cond-mat/0505353*.