

# Electronic Mach-Zehnder interferometer as a tool to probe fractional statistics

K. T. Law and D. E. Feldman

*Department of Physics, Brown University, Providence, RI 02912*

Yuval Gefen

*Department of Condensed Matter Physics, Weizmann Institute of Science, Rehovot, 76100 Israel*

We study transport through an electronic Mach-Zehnder interferometer recently devised at the Weizmann Institute. We show that this device can be used to probe statistics of quasiparticles in the fractional quantum Hall regime. We calculate the tunneling current through the interferometer as the function of the Aharonov-Bohm flux and voltage bias, and demonstrate that its flux-dependent component is strongly sensitive to the statistics of tunneling quasiparticles. More specifically, in the case of electron tunneling, the flux-dependent and flux-independent components of the current are of the same order of magnitude at low voltage and temperature. In the case of quasiparticle tunneling, the flux-independent contribution dominates. The flux-dependent contribution scales as a power of the latter, the exponent in this power law being a function of the quasiparticle statistics.

## I. INTRODUCTION

One of the key features of the quantum Hall effect (QHE) is the fractional charge and statistics of quasiparticles. The seminal shot noise experiments of the Weizmann and Saclay groups<sup>1,2</sup> allowed for direct observations of fractional charges. A recent experiment on the mutual fractional statistics of two quasiparticles with different charges has been published in Ref. 3. It involved a setup consisting of an island of a fractional quantum Hall liquid embedded in a liquid with a different filling factor<sup>4</sup>. Theoretically, a Hanbury-Brown-Twiss setup<sup>5</sup> has been proposed as a possible tool to probe mutual statistics of identical quasiparticles. To this date, no experimental verification of the statistics of identical quasiparticles has been reported.

In this paper we propose a different approach to observing the statistics of identical quasiparticles. Our approach employs the electronic analogue of the Mach-Zehnder interferometer, recently designed at the Weizmann Institute<sup>6</sup>. This device has been used to observe the Aharonov-Bohm effect in the integer quantum Hall regime<sup>6</sup>. As is shown below, in higher magnetic fields this type of device would allow the observation of fractional statistics.

An electronic Mach-Zehnder interferometer is sketched in Fig. 1. Charge propagates along two quantum Hall edges and tunnels between the edges at the point contacts QPC1 and QPC2. Figs. 1a and 1b depict two possible setups: a) tunneling takes place between the edges of a single fractional quantum Hall puddle; and b) tunneling is between two different puddles. In the former case, fractionally charged quasiparticles can tunnel at QPC1 and QPC2. In the latter case, only electrons are allowed to tunnel<sup>7</sup>. Pinching off the edges closer to each other, one can deform the system depicted in Fig. 1b) into the configuration Fig. 1a). The tunneling current between the edges depends on their voltage difference and the magnetic flux through the region A-QPC1-B-QPC2-A. As shown below, the current includes a flux-independent contribution  $I_0$  and a contribution  $I_\Phi$  which oscillates as function of the magnetic flux with period  $\Phi_0 = hc/e$ . We will show that for electron tunneling the amplitude of the flux-dependent current  $I_\Phi \sim I_0$  at low voltages and temperatures, while in the case of quasiparticle tunneling  $I_\Phi \sim [I_0]^b$ , where the exponent  $b$  depends on quasiparticle statistics. Thus, the Mach-Zehnder interferometer can be used to probe fractional statistics.

The outline of the paper is the following. Below we first introduce the model. Next, we calculate the  $I - V$  curves, respectively, for quasiparticle tunneling in the fractional QHE regime with filling factors  $\nu = 1/(2m + 1)$ , and electron tunneling between quantum Hall liquids with filling factors  $\nu_{1,2} = 1/(2m_{1,2} + 1)$ . In the latter case our calculations follow the standard route<sup>8,9</sup>. In the former case one has to carefully treat the Klein factors describing quasiparticle statistics. The Appendix discusses some technical details of the perturbation theory employed.

## II. MODEL

### A. Effective action for electron tunneling case

We first consider the system represented by Fig. 1b). Its low-energy behavior can be described by the chiral Luttinger liquid model<sup>7</sup>. Fig. 2 illustrates the model. The two edges 1 and 2 correspond to two chiral Luttinger liquids with the same propagation direction. The dashed lines describe quantum point contacts where electrons tunnel between the edges. Note that the respective distances  $L$  and  $L + a$  between the point contacts along the two edges are different. The Lagrangian assumes the standard form<sup>7</sup>

$$L = -\frac{1}{4\pi} \int dx dt \sum_{k=1,2} [\partial_t \phi_k \partial_x \phi_k + v(\partial_x \phi_k)^2] - \int dt (T_1 + T_2), \quad (1)$$

where  $T_1$  and  $T_2$  are tunneling operators,  $v$  is the excitation velocity along the edges, and  $\{\phi_k\}$  represent the two chiral Bose fields which satisfy the following commutation relations

$$[\phi_l(x_l, t=0), \phi_p(x_p, t=0)] = i\pi \delta_{lp} \text{sign}(x_l - x_p). \quad (2)$$

The Bose fields are related to the charge densities  $\rho_l$  through

$$\rho_l = (\sqrt{\nu_l}/2\pi) \partial_x \phi_l, \quad (3)$$

where  $\nu_l = 1/(2m_l + 1)$  are the filling factors. The tunneling operators<sup>7</sup>

$$\begin{aligned} T_1 &= \Gamma_1 \exp(i[\phi_1(0, t)/\sqrt{\nu_1} - \phi_2(0, t)/\sqrt{\nu_2}]) + h.c.; \\ T_2 &= \Gamma_2 \exp(i[\phi_1(L, t)/\sqrt{\nu_1} - \phi_2(L + a, t)/\sqrt{\nu_2}]) + h.c \end{aligned} \quad (4)$$

are proportional to the electron annihilation and creation operators  $\sim \exp(\pm i\phi_l/\sqrt{\nu_l})$ . The action also includes operators describing simultaneous tunneling of several electrons but they do not play a significant role at low energies.

In the presence of a magnetic flux  $\Phi$  through the region A-QPC1-B-QPC2-A, the tunneling amplitude  $\Gamma_2$  should be multiplied by the phase factor  $\exp(2\pi i\Phi/\Phi_0)$ , where  $\Phi_0 = hc/e$  is the flux quantum<sup>10</sup>. This phase factor describes the difference of the phases  $e/(\hbar c) \int_{\text{QPC1}}^{\text{QPC2}} \vec{A} d\vec{l}$  accumulated by the electrons moving along two edges between the point contacts. For one edge the integration path is QPC1-A-QPC2, and for the other edge the integration path is QPC1-B-QPC2 (Fig. 1).

The voltage bias  $V$  results in the chemical potential difference  $\mu_1 - \mu_2 = eV$  between the edges. We will use the interaction representation which makes both chemical potentials equal and introduces time-dependence into the tunneling amplitudes:

$$\Gamma_1, \Gamma_2 \sim \exp(-ieVt). \quad (5)$$

The difference of the chemical potentials results also in the difference of the average densities between the edges. We assume that edge 2 is connected to the ground. Then the average density  $\rho_2 \sim \langle \partial_x \phi_2 \rangle$  is zero in the limit of weak tunneling. It will be convenient for us to shift the Bose field on the first edge  $\phi_1(x) \rightarrow \phi_1(x) - f(x)$  by a function  $f(x)$  of the coordinate in such a way that  $\langle \partial_x \phi_1 \rangle$  becomes zero. The mean charge density on edge 1 is proportional to the voltage bias and can be found from the minimization of the Hamiltonian

$$H = \hbar \int dx \left[ \frac{v}{4\pi} (\partial_x \phi_1)^2 - \frac{eV\sqrt{\nu_1}}{2\pi\hbar} \partial_x \phi_1 \right]. \quad (6)$$

This yields  $q = \langle \partial_x \phi_1 \rangle = eV\sqrt{\nu_1}/(\hbar v)$ . We next shift the field  $\phi_1 \rightarrow \phi_1 - qx$  such that  $\langle \partial_x \phi_1 \rangle$  vanishes. At the same time  $\Gamma_2$  is multiplied by a factor  $\exp(ieVL/\hbar v)$ .

Hereafter we assume that  $\nu_1 \geq \nu_2$ . The case  $\nu_1 = \nu_2 = 1$  corresponds to the free electron problem<sup>11,12</sup>.

## B. Effective action for quasiparticle tunneling case

We now consider the system depicted in Fig. 1a). The model is given by the chiral Luttinger liquid action (1) with a different choice of the tunneling operators<sup>7</sup>. Several modifications immediately follow from the fact that the quasiparticle charge  $\nu e$  differs from the electron charge. 1) The tunneling operators should be expressed via the quasiparticle annihilation and creation operators  $\sim \exp(\pm i\sqrt{\nu}\phi_l)$ ; 2) the flux-dependent phase factor in  $\Gamma_2$  is now  $\exp(2\pi\nu i\Phi/\Phi_0)$ ; and 3) in the interaction representation the time-dependence of the tunneling amplitudes becomes

$$\Gamma_1, \Gamma_2 \sim \exp(-ie\nu Vt). \quad (7)$$

The fourth difference from Eqs. (4) consists in the introduction of two Klein factors  $\kappa_1$  and  $\kappa_2$  (a related model without Klein factors has been considered in Ref. 13):

$$\begin{aligned} T_1^q &= \Gamma_1 \kappa_1 \exp(i\sqrt{\nu}[\phi_1(0, t) - \phi_2(0, t)]) + h.c.; \\ T_2^q &= \Gamma_2 \kappa_2 \exp(i\sqrt{\nu}[\phi_1(L, t) - \phi_2(L + a, t)]) + h.c., \end{aligned} \quad (8)$$

where the commutation relations are

$$\begin{aligned} \kappa_1 \kappa_2 &= \exp(-2\pi\nu i) \kappa_2 \kappa_1; \\ \kappa_1 \kappa_2^+ &= \kappa_2^+ \kappa_1 \exp(2\pi\nu i). \end{aligned} \quad (9)$$

These commutation relations can be understood from a locality argument similar to Ref. 14. Two tunneling operators affect two distant parts of the system. Hence, for any reasonable model  $[T_1^q, T_2^q] = 0$ . One can calculate  $[T_1^q, T_2^q]$  employing the commutation relations for the Klein factors, the commutation relations Eq. (2) for the Bose fields and the Baker-Hausdorff formula. This results in  $[T_1^q, T_2^q] = [T_1^q, (T_2^q)^+] = 0$  provided that Eq. (9) is satisfied. A different formulation of the same argument can be found in Ref. 14. Ref. 15 discusses how Klein factors which ensure commutativity of tunneling operators can be derived using duality between weak quasiparticle tunneling and strong electron tunneling.

The importance of the Klein factors in quantum Hall systems with more than two edges has been emphasized previously<sup>5,14,15,16,17</sup>. In our problem, the Klein factors are necessary even though there are only two edges. Note that in the 1b) setup no Klein factors are needed. Indeed, the operators  $T_1$  and  $T_2$  defined by Eq. (4) commute. Commutativity of the quasiparticle tunneling operators is also ensured without Klein factors for the standard Aharonov-Bohm interferometer geometry<sup>8</sup>.

The charge distribution on the edges is determined by the fields  $\{\phi_l(x)\}$ , the total charge being determined by the zero modes of these fields. In the set-up depicted in Fig. 1b) the charge distribution completely describes the Hilbert space on which the effective low-energy Hamiltonian acts. In the set-up depicted in Fig. 1a) the corresponding Hilbert space is the product of the space on which the Bose operators  $\phi_l$  act and the space on which the Klein factors act. The dimensionality of the latter space is higher than 1 – otherwise the Klein factors would commute. Albeit the exact structure of the Hilbert space will not be important for our calculations, we illustrate it in Fig. 3. The configuration Fig. 3 is topologically equivalent to Fig. 1a). We visualize quasiparticles as charges with statistical flux tubes attached<sup>18</sup>. These flux tubes create effective statistical flux through the loop A-QPC1-B-QPC2-A. The state of the system depends on both the edge charges and flux. The flux can be different for states with the same edge charges.

The current through the Mach-Zehnder interferometer includes the contribution  $I_\Phi$  which depends on the magnetic flux  $\Phi$  and the flux-independent contribution  $I_0$ . We will see that  $I_\Phi$  scales as  $[I_0]^b$ , where  $b$  depends on the algebra of the Klein factors. Thus, the current through the interferometer contains information about quasiparticle statistics.

### III. ELECTRON TUNNELING

We now study the electric current between the two edges. We consider the geometry depicted in Fig. 1b). The current operator

$$\begin{aligned} \hat{I} = \frac{d}{dt} \hat{Q}_1 &= \frac{i}{\hbar} [\hat{H}, \hat{Q}_1] = i\Gamma_1 \exp(-iVt) \exp[i(\phi_1(0)/\sqrt{\nu_1} - \phi_2(0)/\sqrt{\nu_2})] \\ &\quad + i\Gamma_2 \exp(-iVt) \exp[i(\phi_1(L)/\sqrt{\nu_1} - \phi_2(L+a)/\sqrt{\nu_2})] + h.c., \end{aligned} \quad (10)$$

where  $Q_1$  is the total charge of the first edge and  $H$  the Hamiltonian, and we set  $e = \hbar = v = 1$ . For our non-equilibrium problem we employ the Keldysh technique<sup>19</sup>. To this end we assume that the tunneling amplitudes  $\Gamma_{1,2} = 0$  at the moment of time  $t = -\infty$ , and are subsequently turned on gradually. At  $t = -\infty$  the system is in thermal equilibrium at temperature  $k_B T$  and chemical potential difference  $eV$  between the edges. The initial equilibrium state determines the bare Keldysh Green functions which will be used in the perturbative calculations below.

The current at  $t = 0$  is

$$I = \text{Tr}[\rho S(-\infty, 0) \hat{I} S(0, -\infty)], \quad (11)$$

where  $\rho$  is the initial density matrix and  $S(0, -\infty) = \text{Texp}(-i \int \hat{H} dt)$  the evolution operator. Expanding the latter to first order in the tunneling amplitudes one finds

$$I = \int_{-\infty}^{+\infty} dt (|\Gamma_1|^2 + |\Gamma_2|^2) \exp(-iVt) [F(0, 0, t) - F(0, 0, -t)] \\ + \int_{-\infty}^{+\infty} dt \{ \Gamma_1 \Gamma_2^* \exp(-iVL - 2\pi i \Phi / \Phi_0) \exp(-iVt) [F(-L, -(L+a), t) - F(L, L+a, -t)] + h.c. \}, \quad (12)$$

where

$$F(b, c, t) = \text{Tr}[\rho \exp(i\phi_1(x=b, t)/\sqrt{\nu_1}) \exp(-i\phi_1(x=0, 0)/\sqrt{\nu_1})] \\ \times \text{Tr}[\rho \exp(i\phi_2(x=c, t)/\sqrt{\nu_2}) \exp(-i\phi_2(x=0, 0)/\sqrt{\nu_2})]. \quad (13)$$

Let us first consider the zero temperature case. The correlation function is given by<sup>20</sup>

$$F(b, c, t) = \frac{1}{[\delta + i(t-b)]^{1/\nu_1}} \frac{1}{[\delta + i(t-c)]^{1/\nu_2}}, \quad (14)$$

where  $\delta$  is an infinitesimal positive constant<sup>21</sup>. With the above expression we find

$$I = I_0 + I_\Phi, \quad (15)$$

where

$$I_0 = -2\pi(|\Gamma_1|^2 + |\Gamma_2|^2) \frac{V^{1/\nu_1+1/\nu_2-1}}{(1/\nu_1 + 1/\nu_2 - 1)!}, \quad (16)$$

$$I_\Phi = 2\pi i (-1)^{1/[2\nu_1]+1/[2\nu_2]} \times \\ \times \left\{ \Gamma_1 \Gamma_2^* \exp(-2\pi i \Phi / \Phi_0) \left[ \frac{1}{(1/\nu_1 - 1)!} \frac{d^{1/\nu_1-1}}{dz^{1/\nu_1-1}} \Big|_{z=0} \frac{\exp(-iVz)}{(z+a)^{1/\nu_2}} + \frac{1}{(1/\nu_2 - 1)!} \frac{d^{1/\nu_2-1}}{dz^{1/\nu_2-1}} \Big|_{z=-a} \frac{\exp(-iVz)}{z^{1/\nu_1}} \right] - h.c. \right\} \quad (17)$$

The current oscillates as function of the magnetic flux with period  $\Phi_0$ . At low voltages it follows the power law  $I \sim V^{1/\nu_1+1/\nu_2-1}$ . Fig. 4 illustrates the  $I - V$  curves for  $\nu_1 = \nu_2 = 1$ ,  $\nu_1 = \nu_2 = 1/3$  and  $\nu_1 = 1, \nu_2 = 1/3$ . In the case when  $\nu_1 = \nu_2$ , similar expressions for other interferometer geometries were obtained in Refs. 8,9.

Notice that only the difference  $a$  of the lengths of the edges enters the above expression for the current while the total length  $L$  of the first edge drops out. In the standard geometry of an Aharonov-Bohm interferometer<sup>8</sup> the flux-dependent contribution to the current depends on the total interferometer size and decreases with the system's size. Thus, quantum interference effects cannot be observed at large system's sizes. In the Mach-Zehnder geometry, quantum interference can be observed for  $L \gg a$  since only the difference of the phases accumulated by the particles moving along two edges is important.

The case of non-zero temperature is considered in the Appendix. The flux-dependent “interference” contribution  $I_\Phi$  to the current vanishes at large  $ak_B T / (\hbar v)$ . In the opposite limit  $ak_B T / (\hbar v) \ll 1$ ,  $I_\Phi \sim I_0$ , where  $I_0$  is the flux-independent contribution. The linear conductance at low voltages  $eV \ll k_B T$  scales as

$$G = I/V \sim [k_B T]^{1/\nu_1+1/\nu_2-2}. \quad (18)$$

#### IV. QUASIPARTICLE TUNNELING

We now consider the geometry depicted in Fig. 1a). The tunneling current operator can be found with the same method as in the previous section:

$$\begin{aligned} \hat{I} = \frac{d}{dt}\hat{Q}_1 &= \frac{i}{\hbar}[\hat{H}, \hat{Q}_1] = i\kappa_1\nu\Gamma_1 \exp(-i\nu Vt) \exp[i\sqrt{\nu}(\phi_1(0) - \phi_2(0))] \\ &+ i\kappa_2\nu\Gamma_2 \exp(-i\nu Vt) \exp[i\sqrt{\nu}(\phi_1(L) - \phi_2(L+a))] + h.c. \end{aligned} \quad (19)$$

The average current is given by Eq. (11). Since the tunneling amplitudes  $\Gamma_l$  are small, one can employ perturbation theory. To lowest (second) nonzero order in  $\Gamma_l$  the resulting contributions are proportional to  $|\Gamma_1|^2$  and  $|\Gamma_2|^2$ . The cross-terms proportional to  $\Gamma_1^*\Gamma_2$  and  $\Gamma_1\Gamma_2^*$  vanish. Indeed, each term of the perturbative expansion is proportional to the product of the average of some function of the Bose-operators  $\{\phi_l\}$  and the average of some product of Klein factors. The averages are determined by the initial density matrix  $\rho$  Eq. (11). The latter depends on the effective action Eq. (1) at  $t = -\infty$ . That action does not contain Klein factors. Hence, the density matrix  $\rho = \rho_\phi\rho_\kappa$ , where  $\rho_\phi$  and  $\rho_\kappa$  act on the spaces on which the operators  $\phi_l$  and  $\kappa$  act respectively, and  $\rho_\kappa$  is proportional to the unit matrix at any finite temperature. Thus, the cross-terms are proportional to the expressions of the form  $\text{Tr}[\kappa_l\kappa_m^\dagger]$ , where  $l \neq m$ . Such traces are zero. This is readily seen from the following argument. For any two linear operators  $\text{Tr}AB = \text{Tr}BA$ . Hence,  $\text{Tr}[\kappa_1\kappa_2^\dagger] = \text{Tr}[\kappa_2^\dagger\kappa_1]$ . At the same time it follows from Eq. (9) that  $\text{Tr}[\kappa_1\kappa_2^\dagger] = \exp(2\pi\nu i)\text{Tr}[\kappa_2^\dagger\kappa_1]$ . Hence,  $\text{Tr}[\kappa_1\kappa_2^\dagger] = 0$ . It follows that there are no cross-terms in the second order perturbation theory.

The above result implies that the second-order terms are independent of the magnetic flux. At low temperatures they exhibit the same voltage dependence as the tunneling current in the one-impurity problem<sup>22</sup>:

$$I_0 \sim \Gamma^2 V^{2\nu-1}; k_B T \ll eV. \quad (20)$$

At low voltage bias ( $eV \ll k_B T$ ) the  $I - V$  curve is linear and the conductance<sup>22</sup> is given by

$$G_0 \sim \Gamma^2 T^{2\nu-2}. \quad (21)$$

The flux dependence of the current emerges only in higher orders of the perturbation theory. Each term of the perturbative expansion of Eq. (11) contains a product of Klein factors. Let the number of the Klein factors  $\kappa_l^\pm$  in a given term  $I_\alpha$  be  $n_l^\pm$  and the number of the factors  $\kappa_l$  be  $n_l^-$ . Each of the four numbers  $n_l^\pm$  indicates the power in which the respective coefficient  $\Gamma_1$ ,  $\Gamma_2$ ,  $\Gamma_1^*$  or  $\Gamma_2^*$  enters in  $I_\alpha$ . Nonzero terms of the perturbation series describe the processes which do not change the edge charges. Hence,  $n_1^+ - n_1^- = -(n_2^+ - n_2^-)$ .

We next show that  $\nu(n_1^+ - n_1^-)^2$  is an integer for any non-vanishing  $I_\alpha$ . Consider the trace  $W$  of the product of the Klein factors in the term  $I_\alpha$ . We can move all operators  $\kappa_1^\pm$  to the left of all operators  $\kappa_2^\pm$ . This will produce a phase factor  $\exp(i\gamma)$ . The trace can be represented as  $W = \exp(i\gamma)\text{Tr}K_1K_2$ , where  $K_1$  is a product of  $\kappa_1^\pm$  and  $K_2$  is a product of  $\kappa_2^\pm$ . We know that

$$\text{Tr}K_1K_2 = \text{Tr}K_2K_1. \quad (22)$$

At the same time, one can move all Klein factors  $\kappa_2^\pm$  in the product  $K_1K_2$  to the left of the operator  $K_1$  using the commutation relations Eq. (9). This yields

$$K_1K_2 = \exp[2\pi\nu i(n_1^+ - n_1^-)^2]K_2K_1. \quad (23)$$

Eqs. (22,23) show that  $I_\alpha \sim \text{Tr}K_1K_2 \neq 0$  only if  $\nu(n_1^+ - n_1^-)^2$  is an integer.

For  $\nu = 1/3$  and  $\nu = 1/5$  the above result means that  $(n_1^+ - n_1^-) = -(n_2^+ - n_2^-) = q/\nu$ , where  $q$  is an integer. The term  $I_\alpha \sim \Gamma_2^{n_2^-} (\Gamma_2^*)^{n_2^+} \sim \exp(2\pi\nu i\Phi/\Phi_0[n_2^- - n_2^+])$ . Hence, it follows that the current is a periodic function of the magnetic flux with period  $\Phi_0$ . Such periodicity is predicted by the Byers-Yang theorem<sup>23,24</sup>.

The lowest order of perturbation theory exhibiting flux-dependence is  $2/\nu$  for  $\nu = 1/3$  and  $\nu = 1/5$ . For  $\Gamma_1 \sim \Gamma_2 \sim \Gamma$  the flux-dependent current  $I_\Phi$  scales as

$$I_\Phi \sim \Gamma^{2/\nu} \sim I_0^{1/\nu}, \quad (24)$$

where  $I_0 \sim \Gamma^2$  is the flux-independent contribution to the current.

In practice it is easier to control the voltage and temperature than the tunneling amplitudes. If the scales  $\hbar\nu/T$  and  $\hbar\nu/(eV)$  exceed the interferometer size then an effective single-point-contact description can be used. In the

spirit of a renormalization group analysis, one may integrate out fast modes corresponding to length scales shorter than  $r = \min\{hv/T, hv/(eV)\}$ . The tunneling amplitudes renormalize<sup>22</sup> as  $\Gamma_l(r) \sim \Gamma \times (r/r_0)^{1-\nu}$ , where  $r_0$  is the ultraviolet cut-off scale,  $\Gamma_l(r_0) \sim \Gamma$ . Such a renormalization and the ensuing results below are valid in the perturbative regime  $\Gamma(r) \ll hv/r_0$ . The flux-independent current scales as  $I_0 \sim \Gamma^2(r)V$  while the flux-dependent current scales as  $I_\Phi \sim \Gamma^{2/\nu}(r)V$ . If  $k_B T > eV$  we obtain the following relation between the flux-dependent and flux-independent contributions to the linear conductance:

$$G_\Phi(T) \sim [G_0(T)]^{1/\nu} \sim (k_B T)^{2-2/\nu}; k_B T \gg eV. \quad (25)$$

If  $eV > k_B T$ ,  $I_\Phi(V) \sim V^{3-2/\nu}$  with  $I_0$  given by Eq. (20). Hence

$$I_\Phi(V) \sim [I_0(V)]^{(3\nu-2)/(2\nu^2-\nu)}; k_B T \ll eV. \quad (26)$$

Equations (25,26) express the relations between the flux-dependent and flux-independent tunneling currents determined by quasiparticle statistics.

The fact that the flux-dependent current vanishes in the second order in  $\Gamma$  can be understood from the following qualitative argument. Consider a quasiparticle traveling around the loop A-QPC1-B-QPC2-A. The effective flux it experiences is  $\Phi' = \Phi + p\Phi_0$ , where  $p\Phi_0$  is the statistical flux through the loop A-QPC1-B-QPC2-A,  $p$  is an integer. The second-order flux-dependent contribution to the current is proportional to  $\cos(2\pi\nu\Phi'/\Phi_0)$ . The latter expression vanishes upon averaging over  $p$ . [Note that for  $1/\nu$  windings the corresponding contribution  $\cos(2\pi\Phi'/\Phi_0)$  does not vanish upon averaging over  $p$ .] One mechanism which may give rise to the fluctuations in the statistical flux is quasiparticle tunneling between edges 2 and 3 (Fig. 1a). Note also that low-rate tunneling may result in strong telegraph noise<sup>14</sup>.

## V. CONCLUSIONS

We have found that the tunneling current through the electronic Mach-Zehnder interferometer is a periodic function of the magnetic flux with period  $\Phi_0$ . This result is valid both in the weak quasiparticle tunneling regime and in the weak electron tunneling regime. The relations between the flux-dependent and flux-independent components of the current,  $I_\Phi$  and  $I_0$ , are different in these respective regimes. In the electron tunneling case,  $I_0 \sim I_\Phi$  at low voltages and temperatures. In the quasiparticle tunneling case the flux-dependent contribution scales as a power of the flux-independent contribution. The exponent in this power law contains information about quasiparticle statistics since the exponent derives from the algebra of the Klein factors employed. Hence, the Mach-Zehnder interferometer can be used to probe fractional statistics. Recently an interference pattern has been observed experimentally for the integer quantum Hall case in a Mach-Zehnder interferometer<sup>6</sup>. Higher magnetic fields would allow an investigation of a fractional quantum Hall liquid.

## Acknowledgments

We thank J. Chalker, M. P. A. Fisher, L. I. Glazman, X.-G. Wen and P. B. Wiegmann for useful discussions. DEF thanks KITP where a part of this work was completed for hospitality. This research was supported in part by the National Science Foundation under Grant No. PHY99-07949, by the U.S.-Israel Binational Science Foundation, and the ISF of the Israel Academy of Sciences.

## APPENDIX A: PERTURBATION THEORY AT FINITE TEMPERATURE

We want to calculate the current, Eq. (12), at a finite temperature,  $k_B T > 0$ . The correlation function, Eq. (13), is<sup>20</sup>

$$F(b, c, t) = \left[ \frac{\pi T}{\sin(\pi T[\delta + i(t-b)])} \right]^{1/\nu_1} \left[ \frac{\pi T}{\sin(\pi T[\delta + i(t-c)])} \right]^{1/\nu_2}. \quad (A1)$$

Since  $1/\nu_1 = g_1$  and  $1/\nu_2 = g_2$  are odd integers,  $F(-L, -(L+a), t) = F(L, L+a, -t)$  on the real axis except in the vicinity of the two real poles  $t = L$  and  $t = L+a$ .  $F(0, 0, t) = F(0, 0, -t)$  except near  $t = 0$ . Hence, the integral,

Eq. (12), reduces to the sum of the contour integrals along small circles around the real poles. A straightforward calculation yields

$$I = (\pi T)^{g-1}(|\Gamma_1|^2 + |\Gamma_2|^2)J_0 + (\pi T)^{g-1}(\Gamma_1\Gamma_2^*J_\Phi + c.c.), \quad (\text{A2})$$

where  $g = g_1 + g_2 = 1/\nu_1 + 1/\nu_2$ , and

$$J_0 = \frac{2\pi}{i^{g+1}(g-1)!} \frac{d^{g-1}}{dz^{g-1}} \Big|_{z=0} \frac{\exp(iVz/\pi T)z^g}{\sinh^g z}, \quad (\text{A3})$$

$$J_\Phi = \frac{2\pi}{i^{g+1}(g_1-1)!} \frac{d^{g_1-1}}{dz^{g_1-1}} \Big|_{z=0} \frac{\exp(\frac{iVz}{\pi T})z^{g_1}}{(\sinh z)^{g_1}(\sinh[z - \pi aT])^{g_2}} + \frac{2\pi}{i^{g+1}(g_2-1)!} \frac{d^{g_2-1}}{dz^{g_2-1}} \Big|_{z=\pi aT} \frac{\exp(\frac{iVz}{\pi T})(z - \pi aT)^{g_2}}{(\sinh z)^{g_1}(\sinh[z - \pi aT])^{g_2}} \quad (\text{A4})$$

Note that the temperature enters the above expression in the combination  $ak_BT$  but not in the combination  $Lk_BT$ . This can be understood from the picture of non-interacting electrons. For non-interacting particles the current is the sum of independent contributions from different electron energies. Each contribution depends on the phase difference between the two paths connecting the point contacts but not the total phase accumulated on any of those paths. The former is proportional to  $a$ , the latter to  $L$ .

- 
- <sup>1</sup> R. de Picciotto, M. Reznikov, M. Heiblum, V. Umansky, G. Bunin, and D. Mahalu, *Nature (London)* **389**, 162 (1997).  
<sup>2</sup> L. Saminadar, D.C. Glatthi, Y. Jin, and B. Etienne, *Phys. Rev. Lett.* **79**, 2526 (1997).  
<sup>3</sup> F. E. Camino, W. Zhou, and V. J. Goldman, e-print cond-mat/0502406.  
<sup>4</sup> J. K. Jain, S. A. Kivelson, and D. J. Thouless, *Phys. Rev. Lett.* **71**, 3003 (1993).  
<sup>5</sup> I. Safi, P. Devillard, and T. Martin, *Phys. Rev. Lett.* **86**, 4628 (2001); S. Vishveshwara, *Phys. Rev. Lett.* **91**, 196803 (2003).  
<sup>6</sup> Y. Ji, Y. C. Chung, D. Sprinzak, M. Heiblum, D. Mahalu, and H. Shtrikman, *Nature* **422**, 415 (2003).  
<sup>7</sup> X.-G. Wen, *Quantum Field Theory Of Many-Body Systems: From The Origin Of Sound To An Origin Of Light And Electrons* (Oxford University Press, 2004).  
<sup>8</sup> C. de C. Chamon, D. E. Freed, S. A. Kivelson, S. L. Sondhi, and X. G. Wen, *Phys. Rev. B* **55**, 2331 (1997).  
<sup>9</sup> M. R. Geller and D. Loss, *Phys. Rev. B* **56**, 9692 (1997).  
<sup>10</sup> The phase factor can be derived from the chiral Luttinger liquid model Eq. (1) with the following argument. A small change of the vector potential  $\delta\vec{A}$  leads to the additional contribution  $\delta\vec{A}\vec{j}/c$  in the action, where  $\vec{j}$  is the current. The current operator is proportional to the excitation velocity  $v$  (1) and the charge density (3). The density  $\rho_l \sim \partial_x \phi_l = \partial_x[\text{const} + N_l x + \sum_{k \neq 0} \exp(ikx)\phi_l(k)]$ . Thus, the additional contribution to the action is linear in the Bose fields. Hence, one can shift the Bose fields  $\phi_l$  by functions of the coordinate in such a way that the vector potential term  $\delta\vec{A}\vec{j}/c$  in the action gauges out. After this transformation a phase factor emerges in the tunneling operator.  
<sup>11</sup> F. Marquardt and C. Bruder, *Phys. Rev. B* **70**, 125305 (2004); F. Marquardt, e-print cond-mat/0410333.  
<sup>12</sup> H. Forster, S. Pilgram, and M. Buttiker, e-print cond-mat/0502400.  
<sup>13</sup> T. Jonckheere, P. Devillard, A. Crepieux, T. Martin, e-print cond-mat/0503617.  
<sup>14</sup> C. L. Kane, *Phys. Rev. Lett.* **90**, 226802 (2003).  
<sup>15</sup> V. V. Ponomarenko and D. V. Averin, *Phys. Rev. B* **70**, 195316 (2004).  
<sup>16</sup> C. Nayak, M. P. A. Fisher, A. W. W. Ludwig, and H. H. Lin, *Phys. Rev. B* **59**, 15694 (1999).  
<sup>17</sup> R. Guyon, P. Devillard, T. Martin, and I. Safi, *Phys. Rev. B* **65**, 153304 (2002).  
<sup>18</sup> D. Arovas, J. R. Schrieffer, and F. Wilczek, *Phys. Rev. Lett.* **53**, 722 (1984).  
<sup>19</sup> J. Rammer, *Quantum Transport Theory* (Perseus Books, 1998).  
<sup>20</sup> J. von Delft and H. Schoeller, *Annalen Phys.* **7**, 225 (1998).  
<sup>21</sup> A similar expression concerning the physics of interacting edges in the context of the integer quantum Hall effect has recently been obtained by M. Veillette and J. Chalker, to be published.  
<sup>22</sup> C. L. Kane and M. P. A. Fisher, *Phys. Rev. B* **46**, 15233 (1992).  
<sup>23</sup> N. Byers and C. N. Yang, *Phys. Rev. Lett.* **7**, 46 (1961).  
<sup>24</sup> Note that the Byers-Yang theorem does not rule out the emergence of “fractional Aharonov-Bohm periodicities” due to dynamical symmetry breaking or out-of-equilibrium effects [cf. Refs. 8,25]. Such periodicity with the period different from  $\Phi_0$  has been observed experimentally in the set-up used in Ref. 3.  
<sup>25</sup> D. J. Thouless and Y. Gefen, *Phys. Rev. Lett.* **66**, 806 (1991).

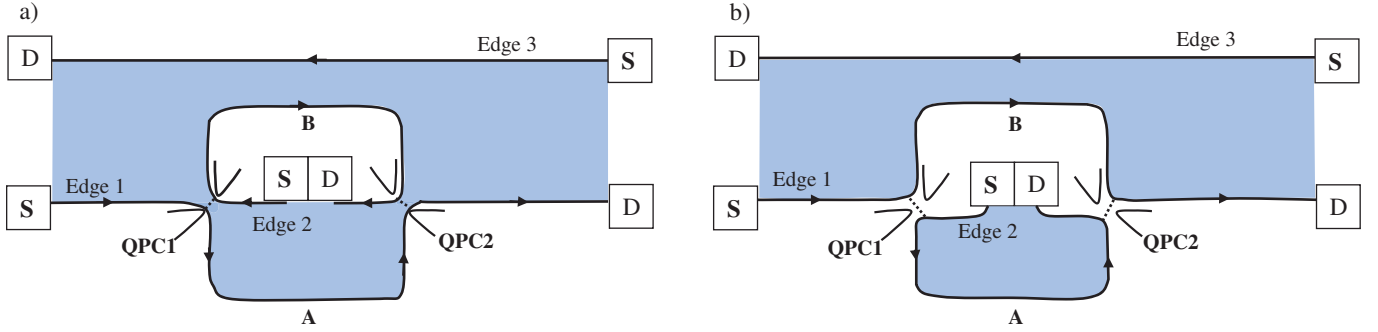


FIG. 1: Schematic picture of the Mach-Zehnder interferometer. S and D denote sources and drains. Arrows show quasiparticle propagation directions along the edges. a) Quantum Hall liquid is confined between edges 1 and 3. Quasiparticles tunnel between edges 1 and 2 at QPC1 and QPC2. b) Two quantum Hall droplets are confined by edge 2 and between edges 1 and 3. Electrons tunnel between the droplets at QPC1 and QPC2.

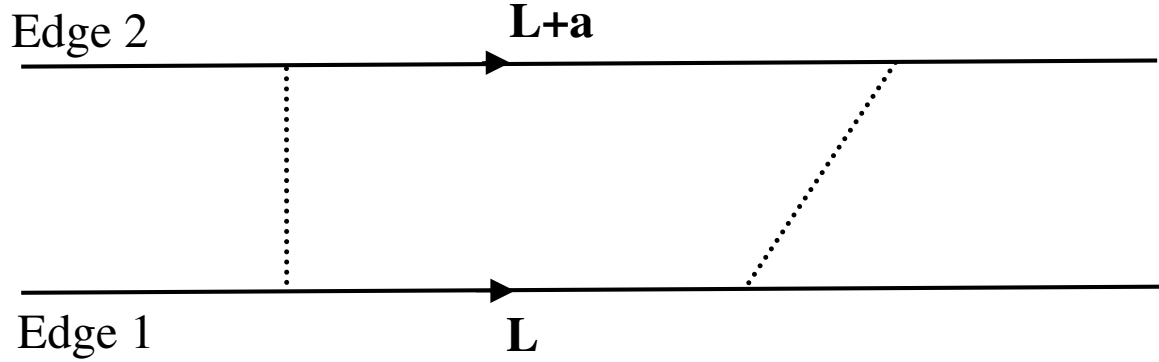


FIG. 2: Mach-Zehnder interferometer can be modeled as two chiral Luttinger liquids with the same propagation direction. Dashed lines represent quantum point contacts. In the case corresponding to Fig. 1a) quasiparticle tunneling is allowed while in the case that corresponds to Fig. 1b) only electron tunneling is allowed.

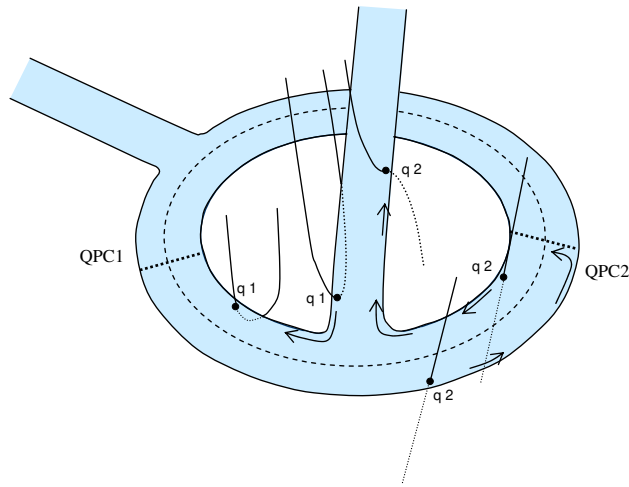


FIG. 3: Quasiparticle propagation and tunneling in the Mach-Zehnder interferometer. The dots represent quasiparticles, with flux tubes due to fractional statistics attached. When quasiparticles  $q_1$  and  $q_2$  enter from the leads they do not contribute to the flux through the dashed circle. After quasiparticle  $q_2$  tunnels at QPC2 the flux through the dashed circle changes.



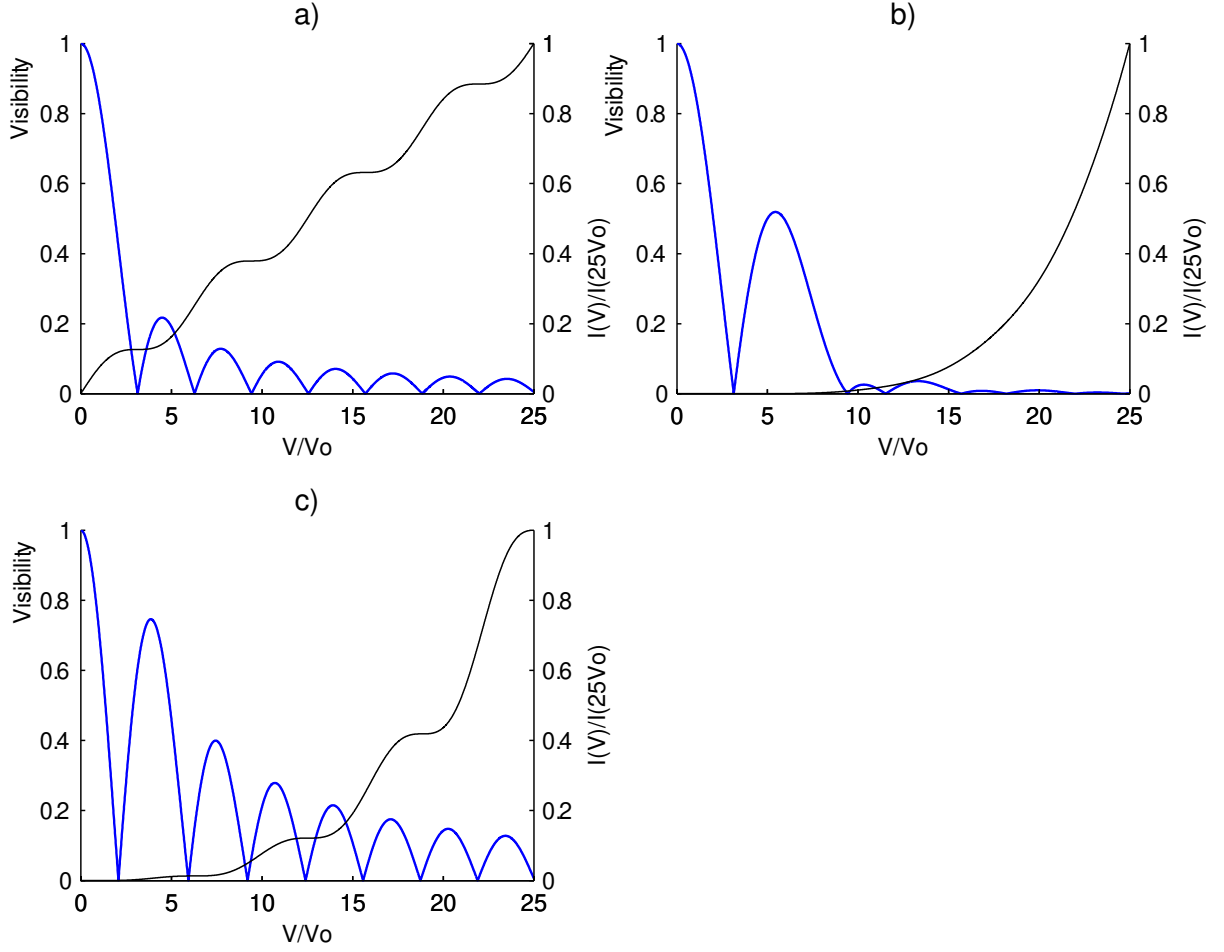


FIG. 4: Current  $I(V, \Phi = 0)$  (thin line) and visibility  $R = [\max_{\Phi} I(V, \Phi) - \min_{\Phi} I(V, \Phi)] / [\max_{\Phi} I(V, \Phi) + \min_{\Phi} I(V, \Phi)] = \max I_{\Phi} / I_0$  (thick line) as functions of  $V/V_0 \equiv eVa/(\hbar v)$ . The current is normalized to its value at  $V = 25V_0$ ;  $\Gamma_1 = \Gamma_2$ ; a)  $\nu_1 = \nu_2 = 1$ ; b)  $\nu_1 = 1, \nu_2 = 1/3$ ; c)  $\nu_1 = \nu_2 = 1/3$ . [cf. Refs. 8,9.]