

## Nonextensive aspects of small-world networks

Hideo Hasegawa<sup>1</sup>

Department of Physics, Tokyo Gakugei University  
Koganei, Tokyo 184-8501, Japan

January 26, 2020

## Abstract

We have discussed the nonextensive aspects of degree distribution  $P(k)$  in Watts-Strogatz (WS) small-world networks by using the three approaches: (a) the maximum-entropy method, (b) hidden-variable distribution and (c) stochastic differential equation. In the method (a),  $P(k)$  in complex networks has been obtained by maximizing the nonextensive information entropy with the three constraints:  $\langle 1 \rangle = 1$ ,  $\langle k \rangle = \bar{k}$  and  $\langle k^2 \rangle = \bar{k}^2 + \sigma^2$ , where  $\langle \cdot \rangle$  denotes the average over  $P(k)$ . The distribution  $P(k)$  is expressed by a generalized Gaussian (referred to as Q-Gaussian) which has a maximum at  $k = \bar{k}$  with a width proportional to  $\sigma^2$ . In the method (b), Q-Gaussian is shown to be made by a superposition of Gaussians with fluctuating variances: WS small-world networks are constructed from random networks, in analogy to superstatistics. In the method (c), Q-Gaussian is derived from Langevin equation subject to additive and multiplicative noises. It has been demonstrated that our Q-Gaussian well describes degree distributions of WS small-world networks obtained by simulations and analytical method.

PACS No. 05.90.+m, 89.75.-k, 89.70.+c

Keywords nonextensive statistics, small-world networks, information entropy

Corresponding Author

Hideo Hasegawa

Department of Physics, Tokyo Gakugei University  
4-1-1 Nukuikita machi, Koganei, Tokyo 184-8501, Japan  
Phone: 042-329-7482, Fax: 042-329-7491

e-mail: hasegawa@u-gakugei.ac.jp

---

<sup>1</sup>e-mail: hasegawa@u-gakugei.ac.jp

# 1 INTRODUCTION

In the last several years, there is an increased interest in two subjects of statistical physics: (1) nonextensive statistical mechanics [1]–[4] and (2) complex networks [5]–[10]. As for the first subject (1), Tsallis has developed the nonextensive statistics (NES), proposing the generalized entropy given by [1][2]

$$S_q = - \frac{1}{1-q} \sum_i p_i^q \ln p_i^q; \quad (1)$$

where  $q$  denotes the entropic index and  $p_i$  the probability distribution of the state  $i$ . It is noted that in the limit of  $q \rightarrow 1$ ,  $S_q$  reduces to the entropy in the Boltzmann-Gibbs statistics given by

$$S_1 = - \sum_i p_i \ln p_i; \quad (2)$$

The NES has been successfully applied to a wide range of nonextensive systems including physics, chemistry, mathematics, astronomy, geophysics, biology, medicine, economics, engineering, linguistics, and others [4].

The subject (2) has been initiated by the seminal paper of Watts and Strogatz [5]. Since then considerable study has been made on complex networks [9][10]. Existing and proposed networks are classified into two types:

(i) Networks where the number of nodes is constant and where the degree distribution  $P(k)$  for a given node to be connected to  $k$  neighbors, has a maximum at or near  $\langle k \rangle$  with finite width where  $\langle k \rangle$  denotes the average over  $P(k)$ . This type includes random [11] and small-world networks [5][6].

(ii) Networks where the number of nodes is not stationary and where the distribution varies between the exponential and power forms. This type includes scale-free (SF) networks, which were originally proposed by Barabasi and Albert [8] with a growth of nodes and their preferential attachments. Many models and mechanisms have been proposed not only for growing but also for non-growing SF networks with geographical and non-geographical structures.

It is possible that the two subjects (1) and (2) are intimately related [12]–[16]. By using the nonextensive information entropy as given by Eq. (1), Wilk and Łodarczyk have shown that the degree distribution  $P(k)$  of SF networks which belongs to type (ii), is given by [12][13]

$$P(k) \sim \frac{1}{k^{1+q}}; \quad (3)$$

where  $\langle k \rangle$ . The expression (3) is universal because in the limit of  $q = 1$  it reduces to the exponential distribution given by  $P(k) \propto e^{-k}$ , and for  $q = 0$  it yields the power law given by  $P(k) \propto k^{-(q+1)}$ . Thus the expression (3) successfully accounts for degree distribution in SF networks. Soares et al. [14] have proposed the two-dimensional growth model for SF networks where the degree distribution is given by Eq. (3) with  $q$  expressed in terms of model parameters. Thumer and Tsalis [15] have discussed scale-free gas-like networks, showing their nonextensive aspects. It has been pointed out by Abe and Thumer [16] that degree distribution in scale-free networks may be generated by superimposing Poisson distributions relevant to random networks [11] with a proper hidden-variable distribution, just as in superstatistics [17].

As for the type (i) networks, on the contrary, the degree distribution  $P(k)$  of Watts-Strogatz (WS) small-world networks [5] is not expressed by a simple function like Eq. (3), although an analytical expression has been obtained [see Eq. (63)] [18][19]. Figure 1 shows  $P(k)$  of WS small-world networks with  $N = 100$  and  $\langle k \rangle = 10$  for various randomness  $p$  ( $= 2N_r/N$ ) [20], which is obtained by simulations with 1000 trials by random rewirings of  $N_r$  edges from the regular network after Ref. [5]. For  $p = 0$  (regular networks),  $P(k)$  becomes a delta-function at  $k = \langle k \rangle$ . With more increasing  $p$ ,  $P(k)$  has a peak at  $k = \langle k \rangle$  with a wider width. As a comparison, we show by open circles in Fig. 1,  $P(k)$  of random networks given by [11]

$$P(k) = C_k^{N-1} c^k (1-c)^{N-1-k}; \quad (4)$$

where  $c = \langle k \rangle/N$  and  $C_n^m = m!/(n!(m-n)!)$ . In the limit of  $N \rightarrow \infty$ , Eq. (4) reduces to the Poisson distribution given by [11]

$$P(k) = \frac{\langle k \rangle^k}{k!} e^{-\langle k \rangle}; \quad (5)$$

Note that even for  $p = 1$ ,  $P(k)$  of the WS small-world network is different from that of random networks because the former is not locally equivalent to the latter with some memory of the starting regular network [18].

We suppose that the degree distribution  $P(k)$  in WS small-world networks shown in Fig. 1 may be described by a simple function like Eq. (3) if the nonextensive property of WS small-world networks is properly taken into account. The purpose of present paper is to investigate such a possibility. This is indeed possible, as will be demonstrated in the present paper.

The paper is organized as follows. In Sec. 2, the degree distribution of WS small-world networks is obtained by using the three approaches. In Sec. 2.1, by maximizing

nonextensive entropy with three constraints of  $\langle l \rangle = 1$ ,  $\langle k \rangle =$  and  $\langle k^2 \rangle =$ , we get the generalized Gaussian (hereafter referred to as Q-Gaussian), which has a maximum at  $k =$ . In contrast, a conventional q-Gaussian distribution which has been widely employed in many subjects such as self-gravitating stellar systems [21] and ideal gas [22], has a peak at the zero value. In Sec. 2.2, WS small-world networks are shown to be constructed by a superposition of random networks. In Sec. 2.3, we discuss the third approach to Q-Gaussian with the use of stochastic differential equation. Numerical calculations in Sec. 3 have demonstrated that our Q-Gaussian well describes the degree distribution of WS small-world networks. Discussion and conclusion are presented in Sec. 4.

## 2 Nonextensive approaches to small-world networks

### 2.1 Maximum-entropy method

We have adopted a network with  $N$  nodes whose adjacent matrix is given by  $c_{ij} = c_{ji} = 1$  for a coupled pair  $(i; j)$  and zero otherwise. The degree distribution  $P(k)$  for a given node to have  $k$  neighbors is defined by

$$P(k) = \frac{1}{N} \sum_i \langle \sum_j c_{ij} \rangle_G; \quad (6)$$

where  $\langle \rangle_G$  denotes the average over graphs. The averaged coordination number is given by

$$= \frac{1}{N} \sum_i \sum_j \langle c_{ij} \rangle_G; \quad (7)$$

$$= \sum_k P(k) k; \quad (8)$$

The coupling connectivity  $R$  is defined by [20]

$$R = \frac{1}{N^2} \sum_i \sum_j \sum_l \langle c_{ij} c_{il} \rangle_G; \quad (9)$$

$$= \frac{1}{2} \sum_k P(k) k^2; \quad (10)$$

First we consider the Shannon entropy given by

$$S = - \sum_i P(k) \ln P(k); \quad (11)$$

Assuming that  $\langle k \rangle$  and  $R$  of the adopted networks are given, we obtain  $P(k)$  which maximizes  $S$  with the constraints given by

$$\sum_k P(k) = 1; \quad (12)$$

$$\sum_k P(k) k = \langle k \rangle; \quad (13)$$

$$\sum_k P(k) k^2 = \langle k^2 \rangle = 2R + \langle k \rangle; \quad (14)$$

We get

$$P(k) = \frac{1}{Z} e^{-(\lambda_1 k + \lambda_2 k^2)}; \quad (15)$$

where  $\lambda_1$  and  $\lambda_2$  are Lagrange multipliers relevant to the constraints given by Eqs. (13) and (14), respectively.

Next we extend our discussion by employing the generalized entropy first proposed by Tsallis [1, 2]:

$$S_q = \frac{1}{1-q} \sum_k P_k^q; \quad (16)$$

which reduces to the Shannon entropy in the limit of  $q \rightarrow 1$ . Here  $p_k$  denotes the probability distribution for couplings of  $k$  neighbors whose explicit form will be given shortly [Eq. (22)]. The three constraints corresponding to Eqs. (12)–(14) are given by

$$\sum_k P(k) = 1; \quad (17)$$

$$\sum_k P(k) k = \langle k \rangle; \quad (18)$$

$$\sum_k P(k) k^2 = \langle k^2 \rangle; \quad (19)$$

where  $P(k)$  is the escort probability given by

$$P(k) = \frac{p_k^q}{C_q}; \quad (20)$$

with

$$C_q = \sum_k p_k^q; \quad (21)$$

By imposing the maximum condition to the entropy with the three constraints, we get

$$p_k = \frac{1}{C_q} \left[ (k+1)^{\frac{1}{1-q}} + (k+2)^{\frac{1}{1-q}} \right]; \quad (22)$$

Equation (22) may be rewritten as

$$p_k = \frac{1}{Z_q} \exp_q^h(k^{\frac{1}{2}}); \quad (23)$$

with

$$Z_q = \sum_k \exp_q^h(k^{\frac{1}{2}}); \quad (24)$$

$$= \frac{1}{c_q} \left[ 1 + \frac{1}{c_q} \left( \frac{1}{4} + \dots \right) \right]; \quad (25)$$

$$= \frac{1}{2}; \quad (26)$$

where  $\exp_q(x)$  expresses the  $q$ -exponential function defined by

$$\exp_q(x) = [1 + (1-q)x]^{\frac{1}{1-q}}; \quad \text{for } 1 + (1-q)x > 0 \quad (27)$$

$$= 0; \quad \text{for } 1 + (1-q)x < 0 \quad (28)$$

Parameters of  $\alpha$  and  $\beta$ , which are newly introduced in place of  $\mu$  and  $\sigma$ , are determined by the constraints given by Eqs. (18) and (19) as

$$= \frac{\sum_k P_k (\exp_q[(k^{\frac{1}{2}})^q])^q}{\sum_k (\exp_q[(k^{\frac{1}{2}})^q])^q}; \quad (29)$$

$$= \frac{\sum_k P_k (\exp_q[(k^{\frac{1}{2}})^q])^q k^2}{\sum_k (\exp_q[(k^{\frac{1}{2}})^q])^q}; \quad (30)$$

In general, Eqs.(29) and (30) are numerically evaluated. We note from Eqs. (20) and (23) that for  $(k^{\frac{1}{2}})^q = (q-1)$  with  $q > 1$ , the degree distribution  $P(k)$  obeys the power law given by

$$P(k) \sim (k^{\frac{1}{2}})^{\frac{2q}{q-1}}; \quad (31)$$

In order to get some analytical results, we hereafter assume that  $k$  is a continuous variable varying from  $-1$  to  $1$ . This may be justified when  $N$  is very large:

$$; \quad (32)$$

for which we get

$$= ; \quad (33)$$

$$^2; \quad (34)$$

$$= \frac{1}{(1-q)} \frac{B(\frac{3}{2}; \frac{q}{1-q} + 1)}{B(\frac{1}{2}; \frac{q}{1-q} + 1)}; \quad \text{for } q < 1; \quad (35)$$

$$= \frac{1}{(q-1)} \frac{B(\frac{3}{2}; \frac{q}{q-1} - \frac{3}{2})}{B(\frac{1}{2}; \frac{q}{q-1} - \frac{1}{2})}; \quad \text{for } q > 1; \quad (36)$$

$B(x; y)$  denoting the beta function. Equations (35) and (36) lead to

$$= \frac{1}{2} \frac{1}{2}; \quad (37)$$

with

$$= \frac{3}{2} \frac{q}{2}; \quad (38)$$

From Eqs. (23), (33) and (37), we get

$$p(k) = \frac{1}{Z_q} \exp_q \left[ - \frac{(k - \bar{k})^2}{2} \right]; \quad (39)$$

where

$$Z_q = \int p \frac{1}{2} D_q; \quad (40)$$

with

$$D_q = \frac{\Gamma\left(\frac{1}{1-q}\right)}{\Gamma\left(\frac{1}{1-q}\right) \Gamma\left(\frac{1}{1-q} + \frac{1}{2}\right)}; \quad \text{for } q < 1 \quad (41)$$

$$= \frac{\Gamma\left(\frac{1}{q-1}\right) \Gamma\left(\frac{1}{2}\right)}{\Gamma\left(\frac{1}{q-1}\right)}; \quad \text{for } q > 1 \quad (42)$$

$\Gamma(x)$  being the gamma function. It is easy to see that  $D_q$  reduces to unity in the limit of  $q = 1$  because  $\lim_{x \rightarrow 1} (z+a)^x = (z+a)^1 = z+a = 1$  [23]. Equations (37) and (38) show that  $q > 3$  because  $\sigma > 0$  for the positive definiteness of fluctuations.

It is worthwhile to make a brief discussion relevant to  $Q$ -Gaussian given by Eqs. (39)–(42). When we discard the  $\sigma$ -constraint given by Eq. (19) or set  $\sigma = 0$  in Eq. (22), Eqs. (20) and (22) lead to Eq. (3) obtained by Wilk and Włodarczyk [12]. When setting  $\sigma = 0$  in Eq. (22), we get a conventional  $q$ -Gaussian given by [21][22]

$$p(u) \propto \exp_q \left[ - \frac{1}{2} u^2 \right]; \quad (43)$$

where  $\frac{1}{2}$  denotes a constant related to the Lagrange multiplier and  $u$  the generalized velocity. The  $Q$ -Gaussian given by Eq. (39) and  $q$ -Gaussian given by Eq. (43) are ostensibly similar though the former has a peak at the mean value while the latter at the zero value.

## 2.2 Hidden-parameter distribution

Although  $Q$ -Gaussian has been derived by adopting the maximum-entropy method in preceding subsection, it may be obtained by using the hidden-variable approach [16], in

analogy to superstatistics [17]. When  $k$  of the binomial distribution for random networks in Eq. (4) is assumed to be a real variable, we may expand it around  $k = \bar{k} = Nc$  where  $P(k)$  takes the maximum value, to get

$$P(k) \approx e^{-\frac{(k - \bar{k})^2}{2\sigma^2}}; \quad (44)$$

where  $\sigma^2 = Nc(1 - c)$ . We have assumed that Q-Gaussian for small-world networks may be expressed as a superposition of Gaussians relevant to random networks with fluctuating variances but fixed average  $\bar{k}$ . By using the distribution (44) for a hidden variable  $k$ , Q-Gaussian is expressed as [16]

$$\int_0^{\infty} dk f(k) e^{-\frac{(k - \bar{k})^2}{2\sigma^2}} = \exp_q \left[ -\frac{(\bar{k})^2}{2\sigma^2} \right]; \quad (45)$$

By using a change of variable:  $1 - 2^{-\sigma^2} = k$ , we get

$$\int_0^{\infty} dk f(k) e^{-\frac{(k - \bar{k})^2}{2\sigma^2}} = \exp_q \left[ -\frac{(\bar{k})^2}{2\sigma^2} \right]; \quad (46)$$

with

$$f(k) = \frac{1}{2} \frac{1 - 2^{-\sigma^2}}{2} \frac{1}{2} \frac{1 - 2^{-\sigma^2}}{2}; \quad (47)$$

$$= \frac{1}{2} \frac{n}{2} \frac{n}{2} \frac{n}{2} \frac{n}{2} \exp \left[ -\frac{n}{2} \right]; \quad (48)$$

$$\sigma^2 = \frac{1}{2} \frac{1}{2} = E(k); \quad (49)$$

$$q - 1 = \frac{2}{n} = \frac{E(k^2) - E(k)^2}{E(k)^2}; \quad (50)$$

where  $f(k)$  denotes the (or  $2$ ) distribution function of the order  $n$  and  $E(k)$  the average over  $f(k)$  [24][25]. Note that Gaussian is adopted in Eq. (45) while Poisson distribution is employed in Ref. [16]; from the binomial distribution, the former may be derived for real  $k$  as discussed above [Eq. (44)] whereas the latter for large  $N$  [Eq. (5)]. This implies that WS small-world networks may be constructed from fluctuating random networks.

### 2.3 Stochastic differential equation

Recently Anteneodo and Tsalis [26] have studied the Langevin equation subject to additive and multiplicative noises, which lead to nonextensive distributions. We here assume that the Langevin equation is given by

$$\frac{du(t)}{dt} = [u(t) + \sigma(t)]u(t) + \eta(t); \quad (51)$$



where  $\gamma$  denotes the relaxation rate;  $\xi(t)$  and  $\eta(t)$  are additive and multiplicative white noises with variances of  $2A$  and  $2M$ , respectively, as given by

$$\langle \xi(t) \xi(t') \rangle = 2A \delta(t - t'); \quad (52)$$

$$\langle \eta(t) \eta(t') \rangle = 2M \delta(t - t'); \quad (53)$$

means of noises being vanishing. The Fokker-Planck equation is given by [26]

$$\frac{\partial p(u; t)}{\partial t} = \frac{\partial}{\partial u} (f(u)p(u; t)) + M \frac{\partial}{\partial u} g(u) \frac{\partial}{\partial u} [g(u)p(u; t)] + A \frac{\partial^2 p(u; t)}{\partial u^2}; \quad (54)$$

where

$$f(u) = -\gamma u; \quad (55)$$

$$g(u) = u^q; \quad (56)$$

Its static solution becomes

$$p(u) \propto 1 + \frac{M}{A} (u^q)^{\frac{+M}{2M}}; \quad (57)$$

Equation (57) may be rewritten as [26]

$$p(u) \propto 1 - \left(1 - \frac{u^q}{2^{1-q}}\right)^{\frac{1}{1-q}}; \quad (58)$$

with

$$q = \frac{+3M}{+M}; \quad (59)$$

$$-2 = \frac{A}{+M}; \quad (60)$$

Alternatively, Eq. (57) may be rewritten as

$$p(u) \propto 1 - \left(1 - \frac{u^q}{2^{1-q}}\right)^{\frac{1}{1-q}}; \quad (61)$$

with

$$2 = \frac{A}{-M}; \quad (62)$$

Note the difference between  $-$  in Eq. (60) and  $+$  in Eq. (62). Equation (61) agrees with the result given by Eqs. (39)-(42) for  $q > 1$ .

### 3 Model calculations

#### 3.1 $p$ dependence

In order to first get a broad insight of Q-Gaussian, we show in Figs. 2(a) and 2(b) some numerical results calculated by using Eqs. (39)–(42). Figure 2(a) shows degree distribution  $P(k)$  with  $\beta = 10$  and  $\alpha = 1$  for various  $q$  values of  $q = 0.5, 1.0, 1.5, 2.0$  and  $2.5$ . For  $q = 1.0$ ,  $P(k)$  expresses the Gaussian distribution located at  $k = \beta = 10$ . With increasing  $q$  above unity,  $P(k)$  has a sharper peak with narrower width. In contrast, when  $q$  is decreased below unity,  $P(k)$  has a wider width but has no magnitudes at  $k \geq 22$ . Figure 2(b) expresses degree distribution  $P(k)$  with  $\beta = 10$  and  $q = 2$  for several values of  $\alpha = 0.5, 1, 2$  and  $5$ . With increasing  $\alpha$ ,  $P(k)$  has a wider width as expected.

Next we discuss an application of the Q-Gaussian to an analysis of degree distribution in WS small-world networks. The coupling connectivity  $R$  has been calculated with the use of Eq. (9) for WS small-world networks with  $N = 100$  and  $\beta = 10$  as a function of  $p$  by simulations with 1000 trials [20]. We have obtained  $R$  by using  $R = \frac{p}{\langle k \rangle - 1}$  derived from Eqs. (14) and (34). Chain and dashed curves in Fig. 3 show the  $p$  dependence of  $R$  and  $\alpha$ , respectively. With increasing  $p$ , both  $R$  and  $\alpha$  are monotonously increased.

We have tried to fit  $P(k)$  given by Q-Gaussian in Eqs. (39)–(42) to degree distribution obtained by simulations, by choosing a proper  $q$  value with  $\beta$  and  $\alpha$  shown in Fig. 3. When we have chosen the  $q$  value such that maxima of the two distributions agree, their whole shapes are in good agreement. Figures 4(a)–4(f) show such fittings for  $p = 0.1, 0.2, 0.4, 0.6, 0.8$  and  $1.0$ . In the case of  $p = 0.1$  shown in Fig. 4(a), the Q-Gaussian  $P(k)$  with  $q = 1.35$ ,  $\beta = 0.97$  and  $\alpha = 10$  well reproduces the relevant degree distribution plotted by circles. For a comparison, we show also results with the use of  $q = 1.5$  and  $1.2$  whose agreements are worse than that of  $q = 1.35$ . In the case of  $p = 0.2$  shown in Fig. 4(b), the result with  $q = 1.2$ ,  $\beta = 1.34$  and  $\alpha = 10$  well explains  $P(k)$  obtained by simulations, results with  $q = 1.0$  and  $1.4$  being also plotted for a comparison. In cases of  $p = 0.4, 0.6$  and  $0.8$  shown in Figs. 4(c), 4(d) and 4(e), respectively, we have obtained a good agreement for  $P(k)$  with  $q = 1.0$  expressing the Gaussian distribution. In contrast, in the case of  $p = 1.0$  shown in Fig. 4(f), the result of  $q = 0.95$  yields a better fit than that of  $q = 1.0$ .

The solid curve in Fig. 3 shows the  $p$  dependence of  $q$  values which are chosen for good fittings. The  $q$  value of  $q = 1.35$  at  $p = 0.1$  is gradually decreased with increasing  $p$ , and becomes  $q = 0.95$  at  $p = 1.0$ . Although we get  $q = 1.35$  for  $0.06 \leq p \leq 0.1$ , a good fitting

is obtained with  $q = 1.25$  for  $p = 0.04$ . We note that the nonextensivity is significant for  $q < 0.4$  with  $\beta = 10$ . It is interesting that degree distribution for  $0.4 \leq p \leq 0.8$  may be well described by the simple Gaussian ( $q = 1.0$ ).

### 3.2 $\beta$ dependence

Next we study the effect of  $\beta$  by changing it for fixed values of  $N = 100$  and  $p = 0.1$  in WS small-world networks. Circles in Fig. 5 express  $\beta$  obtained by simulations. It is shown that with increasing  $\beta$ ,  $q$  is increased although the ratio of  $\beta = q$  is decreased. By using  $\beta$  and  $q$  obtained by simulations, we have chosen the  $q$  value as to fit  $P(k)$  of Q-Gaussian to the results of simulations for various  $\beta$  values, whose results are plotted in Fig. 6. For  $\beta = 4, 6, 20$  and  $50$ , degree distributions of Q-Gaussian with  $q = 1.2, 1.35, 1.2$  and  $1.1$  well reproduce results of simulations plotted by circles as shown in Figs. 6(a), 6(b), 6(c) and 6(d), respectively. The optimum  $q$  values, plotted by the solid curve in Fig. 5, show that  $q$  is decreased for larger  $\beta$  with a broad peak at  $\beta \approx 8$ .

### 3.3 $\beta$ and $p$ -dependence

Similar analyses have been performed by changing  $\beta$  and  $p$  for fixed  $N = 100$  in WS small-world networks. The obtained optimum  $q$  values are plotted by solid curves in Fig. 7 as a function of  $\beta$  for  $p = 10, 20$  and  $50$ . We note that  $q$  value is decreased with increasing  $\beta$  except for  $\beta < 1$  with  $\beta = 10$  for which  $q$  value is decreased with decreasing  $\beta$ .

It becomes difficult to extend our study to cases for larger  $\beta$ , because simulations for larger  $N$  ( ) are laborious. Barrat and Weicht [18] have obtained an analytical expression for  $P(k)$  of WS small-world networks, given by

$$P(k) = \sum_{n=0}^{f(k; \beta)} C_n^{p=2} p^{p=2-n} (1-p)^n \frac{(p=2)^{k-p=2-n}}{(k-p=2-n)!} e^{-p=2}; \quad (\text{for } k \geq 2 \text{ and large } N) \quad (63)$$

where  $f(k; \beta) = m$  in  $(k \geq 2; \beta = 2)$  [19]. We have adopted Eq. (63) to make analysis for  $\beta = 100$  (with large  $N$ ), whose result of optimum  $q$  values is plotted by the dashed curve in Fig. 7. We have gotten  $(p; \beta; q) = (0.005; 0.71; 1.34), (0.01, 1.00, 1.38), (0.02, 1.41, 1.22), (0.05, 2.21, 1.08), (0.10, 3.08, 1.00), (0.20, 4.24, 1.00)$  and  $(0.50, 6.12, 1.00)$ . The dependence of  $q$  for  $\beta = 100$  obtained from Eq. (63) shows a similar behavior as those for  $\beta = 10, 20$  and  $50$  obtained from results of simulations. For a comparison, we show

by the chain curve, the phenomenological expression of  $q = 1 + 0.3 = ^2$ , which seems in rough agreement with calculated results for  $\beta > 1$ .

## 4 Discussions and Conclusions

In summary, nonextensive aspects of degree distribution  $P(k)$  in WS small-world networks have been discussed by using the three approaches: (a) the maximum-entropy method, (b) hidden-variable distribution and (c) stochastic differential equation. It has been demonstrated that our simple Q-Gaussian well explains the degree distribution of WS small-world networks obtained by simulations and analytical method. The index  $q$  varies as functions of  $\beta$  and  $\gamma$  as shown in Fig. 7. It is necessary to account for the obtained  $q$  dependence on  $\beta$  and  $\gamma$  in a microscopic way. Our analysis made in this paper has been confined to the case in which the condition given by Eq. (32) is satisfied. In a general case, we have to numerically solve Eqs. (29) and (30) to determine  $\beta$  and  $\gamma$  for given  $\beta$  and  $\gamma$ , just as made by Eqs. (33)–(36) in the studied case.

Small-world networks are characterized by a large clustering coefficient  $C$  and a small average distance  $L$  [5]. By a semi-analytical method [20], we previously showed that the synchronization  $S$  of small-world networks is more increased for larger  $\beta$  and smaller  $\gamma$  but  $S$  does not depend on  $L$ . It would be interesting to investigate the nonextensive property in  $C$ ,  $L$  and  $S$ , which is not clear at this moment. Previous [12]–[16] and present studies have shown that both small-world and scale-free networks have the nonextensive aspects. We believe that there are many phenomena in which the distribution is expressed by Q-Gaussian besides complex networks.

## Acknowledgements

This work is partly supported by a Grant-in-Aid for Scientific Research from the Japanese Ministry of Education, Culture, Sports, Science and Technology.

## References

- [1] C . T sallis, J. Stat. Phys. 52 (1988) 479.
- [2] C . T sallis, R . S . M endes and A . R . P lastino, Physica A 261 (1998) 534.
- [3] C . T sallis, Physica D 193 (2004) 3.
- [4] Lists of many applications of the nonextensive statistics are available at URL:  
<http://tsallis.cat.cbpf.br/biblio.htm>.
- [5] D . J . W atts and S . H . Strogatz, Nature 393 (1998) 440.
- [6] S . H . Strogatz, Nature 410 (2001) 268.
- [7] M . E . J . Newman and D . J . W atts, Phys. Lett. 263 (1999) 341.
- [8] A . Barabasi and R . A lbert, Nature 286 (1999) 509.
- [9] R . A lbert and A . Barabasi, Rev. Mod. Phys. 74 (2002) 47.
- [10] S . N . D orogovtsev and J . F . F . M endes, Adv. Phys. 51 (2002) 1079.
- [11] P . Erdos and A . Renyi, Pub. Math. Inst. Hung. Acad. Sci. 5 (1960) 17.
- [12] G . W ilk and Z . W lodarczyk, Acta Phys. Pol. B 35 (2004) 871:  $q_0$  in Eq. (9) of this paper should be  $(2 - q)_0$  (G . W ilk, private communications).
- [13] G . W ilk and Z . W lodarczyk, cond-mat/0504253.
- [14] D . J . B . Soares, C . T sallis, A . M . M ariz, and L . R . da Silva. Europhys. Lett. 70 (1995) 70.
- [15] S . Thurner and C . T sallis, cond-mat/0506140.
- [16] S . Abe and S . Thurner, cond-mat/0501429.
- [17] C . Beck and E . G . D . Cohen, Physica A 322 (2003) 267.
- [18] A . Barrat and M . W eight, Eur. Phys. J. B 13 (2000) 547.
- [19] The analytical expression of  $P(k)$  given in Ref. [18] is valid for  $k \geq 2$  and large  $N$  [Eq. (63)]. For our analysis, we have mainly adopted results of simulations which are free from such constraints.

- [20] H. Hasegawa, Phys. Rev. E 70 (2004) 066107; cond-mat/0505543.
- [21] A. Tanaya and M. Sakagami, Physica A 322 (2003) 285; Phys. Rev. Lett. 90 (2003) 181101.
- [22] J. A. S. Lima and R. E. de Souza, Physica A 350 (2005) 303.
- [23] M. Abramowitz and I. A. Stegun, Handbook of Mathematical Functions, (Dover, New York, 1972) (through Ref. [22]).
- [24] G. Wilk and Z. Włodarczyk, Phys. Rev. Lett. 84 (2000) 2770.
- [25] C. Beck, Europhys. Lett. 57 (2002) 329.
- [26] C. Anteneodo and C. Tsalis, J. Math. Phys. 44 (2003) 5194.

Figure 1: Degree distribution  $P(k)$  (filled marks) of the WS small-world model with  $N = 100$  and  $\gamma = 10$  for various  $p$  values, calculated by simulations with 1000 trials, solid lines being shown for a guide of the eye. As a comparison,  $P(k)$  for random networks with the same parameters is plotted by open circles (see text).

Figure 2: (a) Degree distribution  $P(k)$  with  $\gamma = 10$  and  $\beta = 1$  for various  $q$  values. (b) Degree distribution  $P(k)$  with  $\gamma = 10$  and  $q = 2$  for various  $\beta$  values.

Figure 3: The  $p$  dependence of  $R$  (chain curve),  $\beta$  (dashed curve) and  $q$  (solid curve) adopted for a fitting of Q-Gaussian to the result of simulations,  $R$  being multiplied by a factor of ten.

Figure 4: (color online) Degree distribution  $P(k)$  of WS small-world networks with  $N = 100$  and  $\gamma = 10$  obtained by simulations (circles) and calculated by using Q-Gaussian (solid curves) for (a)  $p = 0.1$ , (b)  $p = 0.2$ , (c)  $p = 0.4$ , (d)  $p = 0.6$ , (e)  $p = 0.8$ , and (f)  $p = 1.0$ . Dashed lines are shown for a guide of the eye and adopted  $q$  values are indicated beside curves.

Figure 5: The  $\beta$  dependence of  $\beta$  (dashed curve) and  $q$  (solid curve) adopted for a fitting of Q-Gaussian to the result of simulations.

Figure 6: (color online) Degree distribution  $P(k)$  of WS small-world networks with  $N = 100$  and  $p = 0.1$  obtained by simulations (circles) and calculated by using Q-Gaussian (solid curves) for (a)  $\gamma = 4$ , (b)  $\gamma = 6$ , (c)  $\gamma = 20$ , and (d)  $\gamma = 50$ . Dashed lines are shown for a guide of the eye and adopted  $q$  values are indicated beside curves.

Figure 7: The  $\beta$  dependence of  $q$  for  $\gamma = 10, 20$ , and  $50$  with  $N = 100$  obtained from simulations (solid curves), and that for  $\gamma = 100$  with large  $N$  obtained from analytical results (dashed curve), the chain curve denoting the phenomenological expression:  $q = 1 + 0.3\beta^{-2}$  (see text).

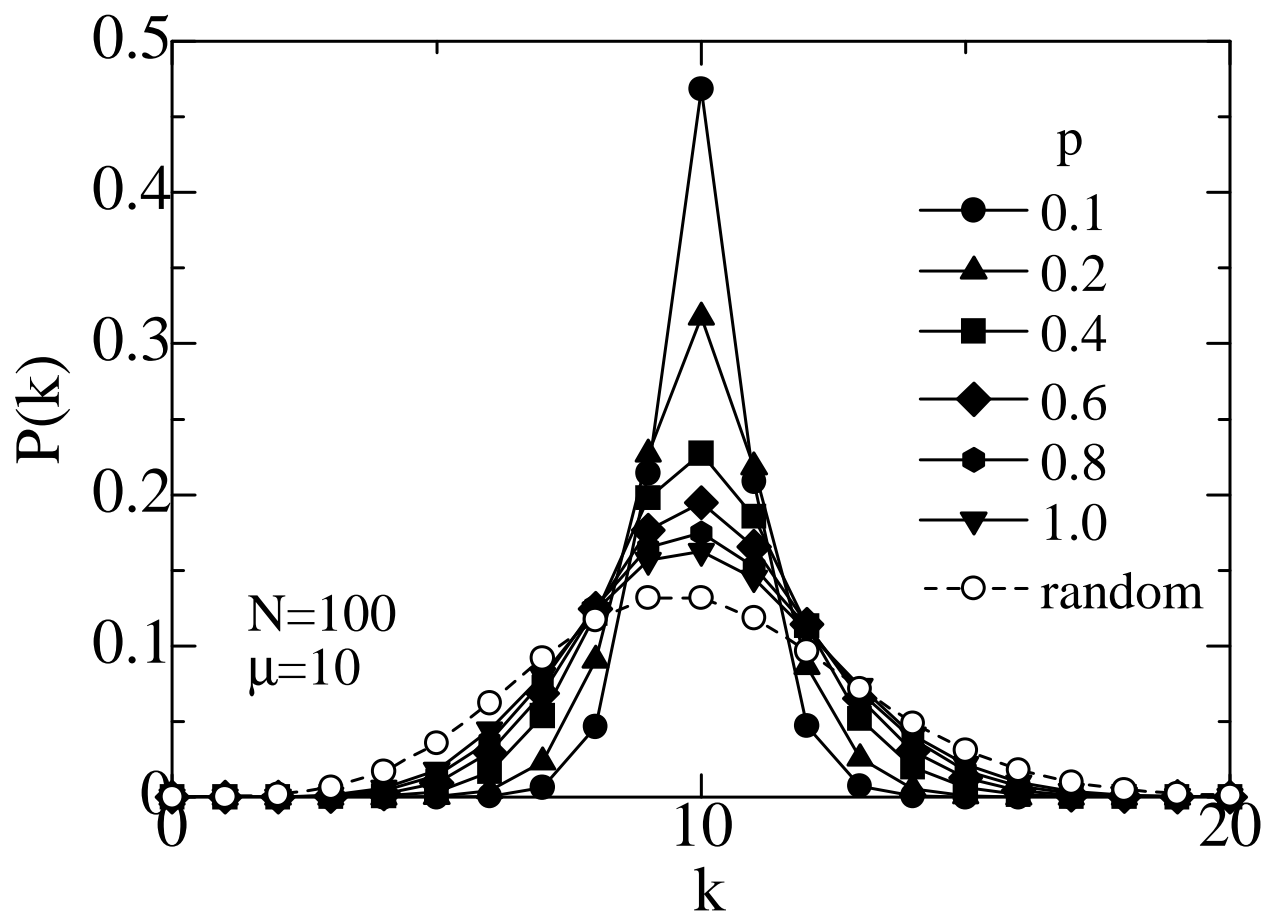


Fig. 1 H. Hasegawa



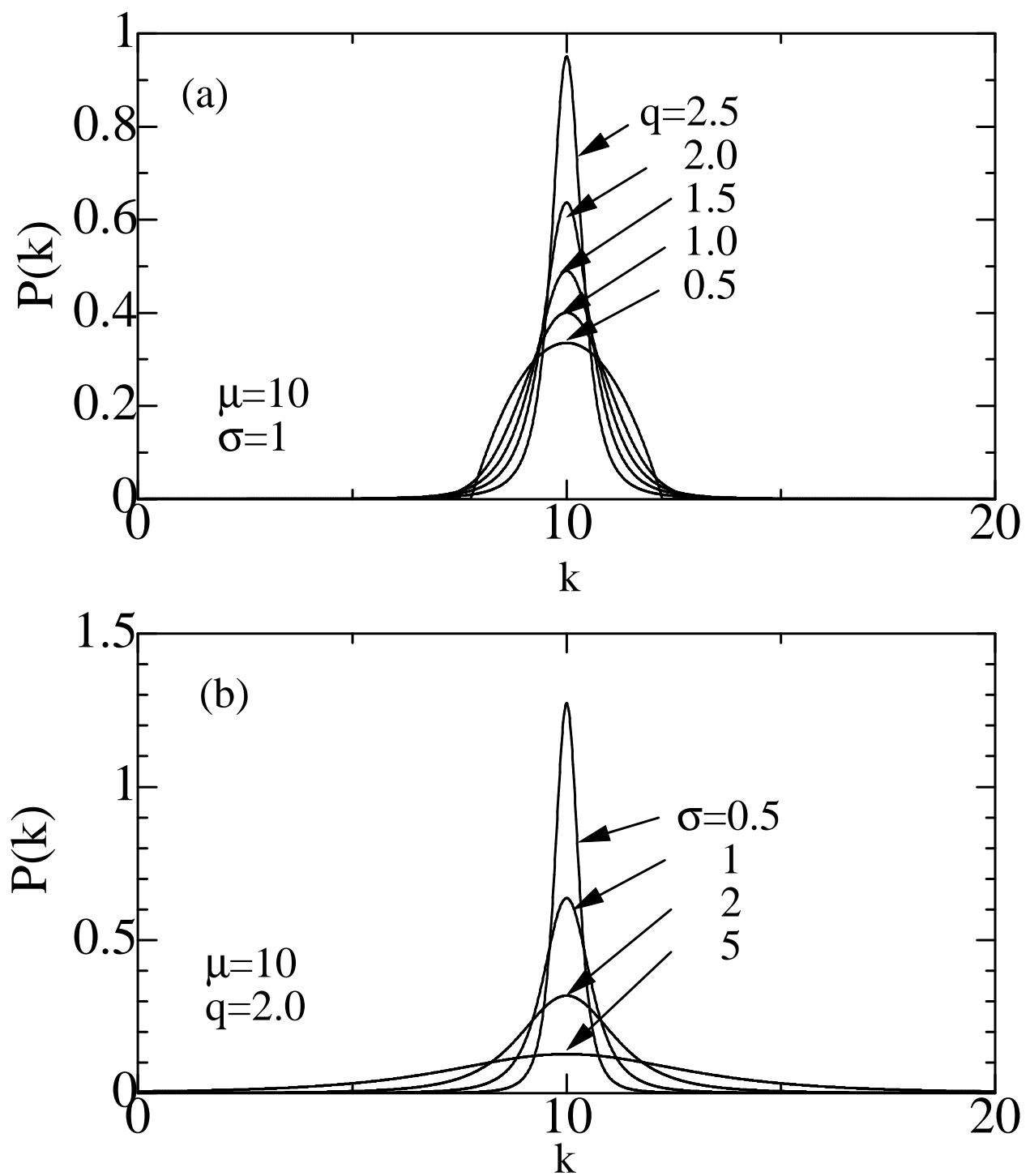


Fig. 2 H. Hasegawa

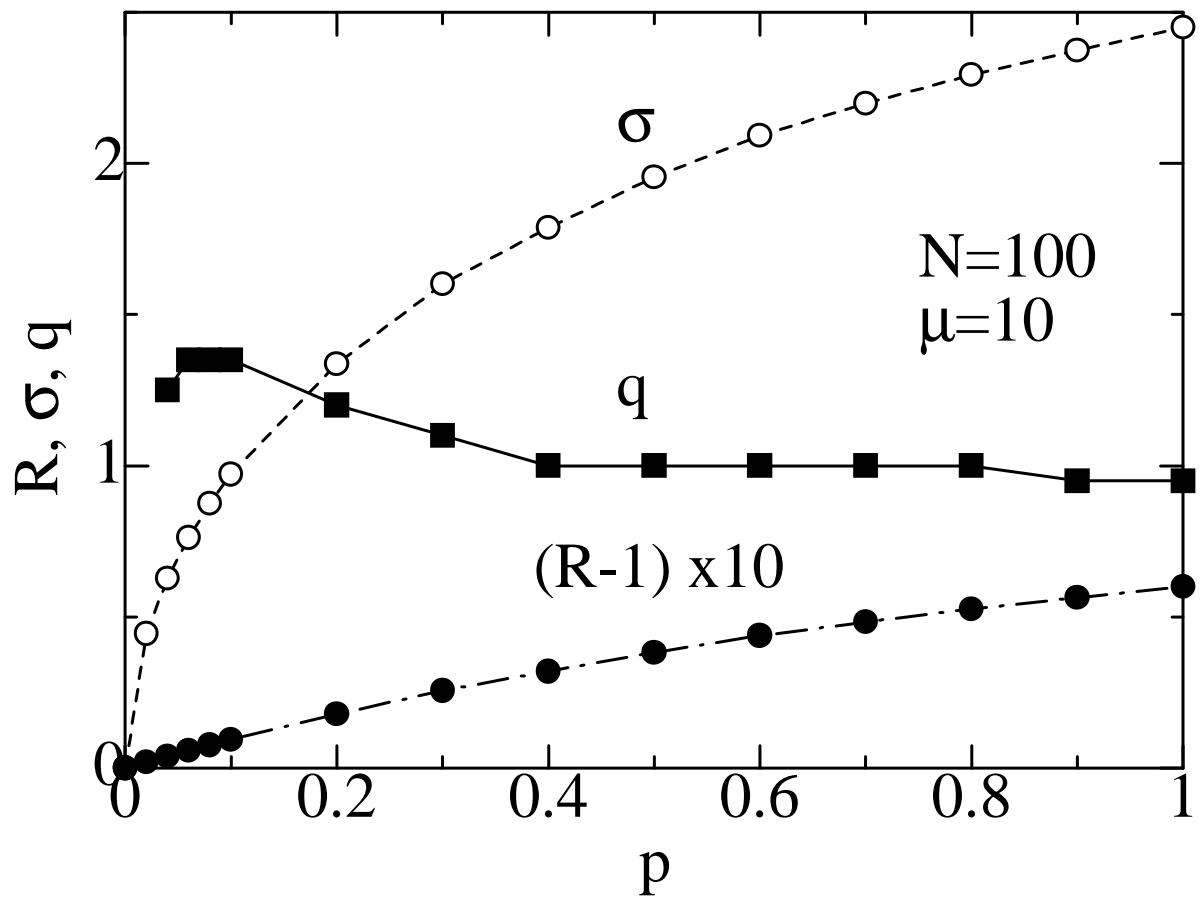


Fig. 3 H. Hasegawa

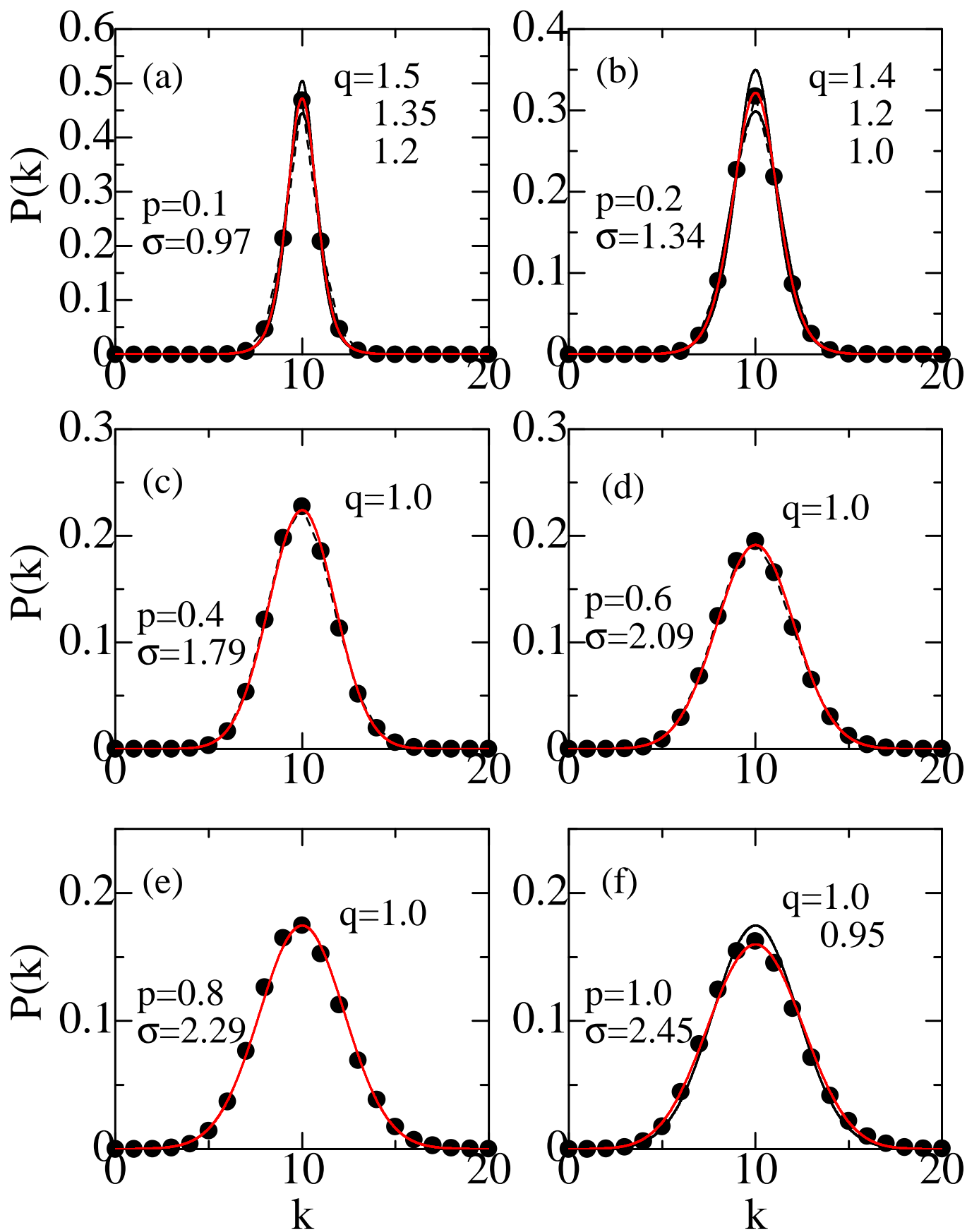


Fig. 4 H. Hasegawa

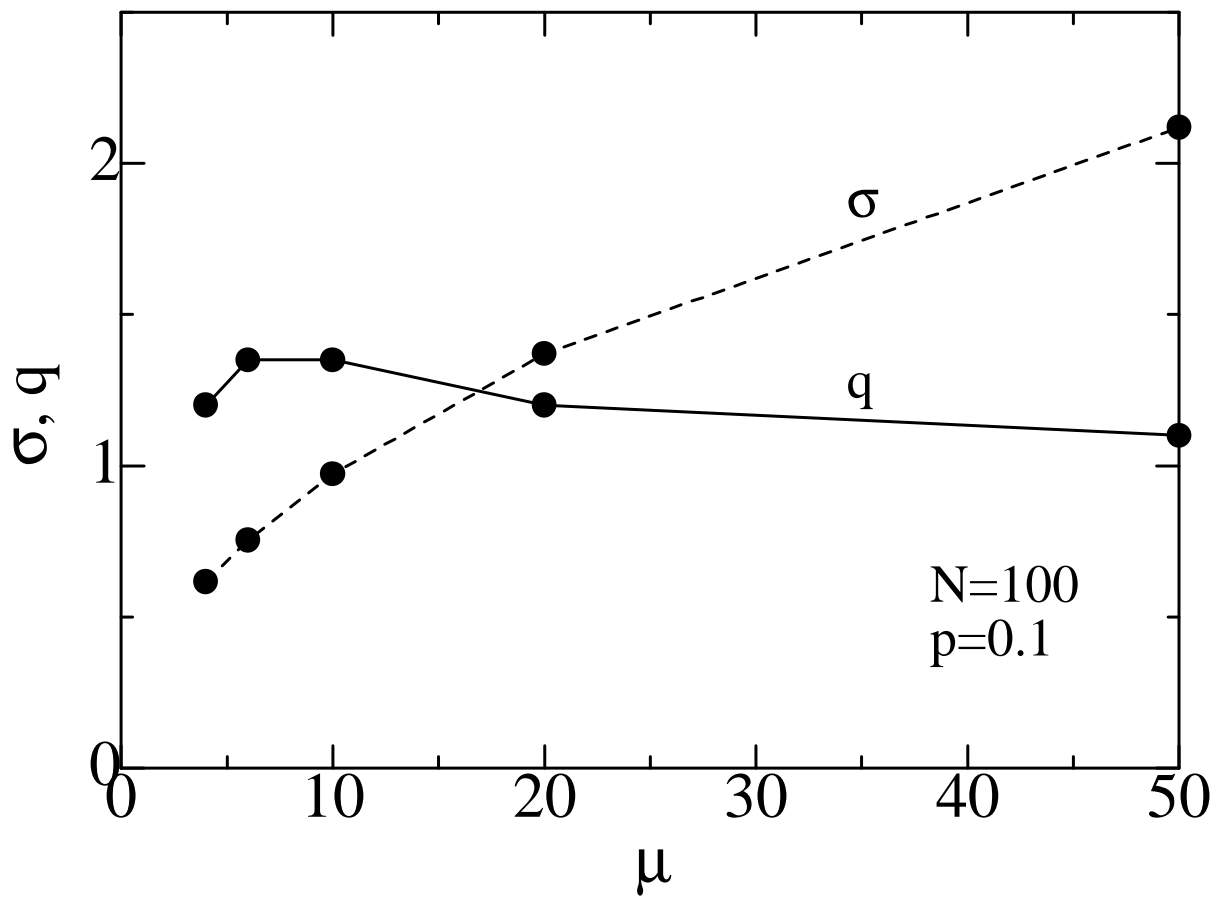


Fig. 5 H. Hasegawa

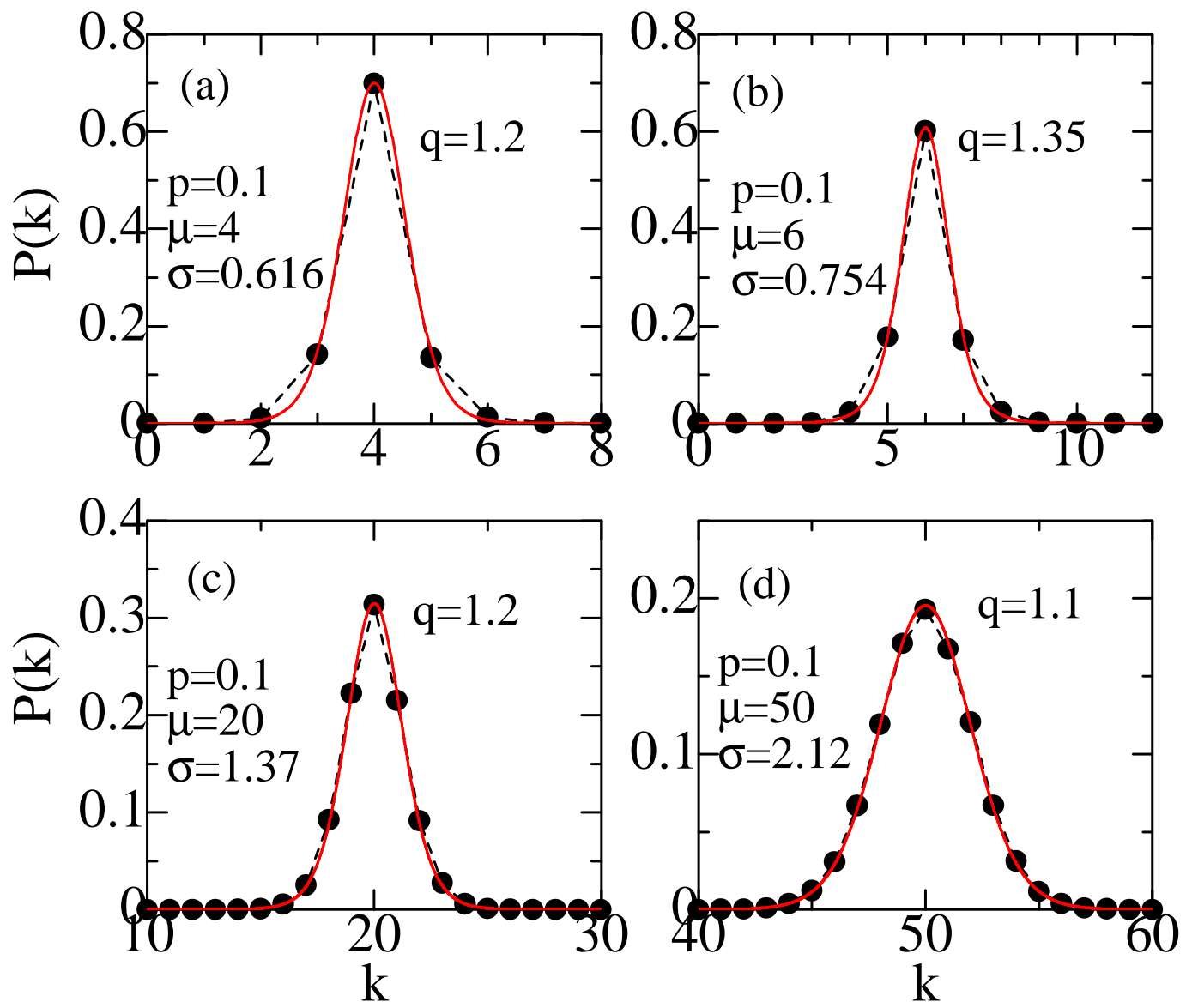


Fig. 6 H. Hasegawa

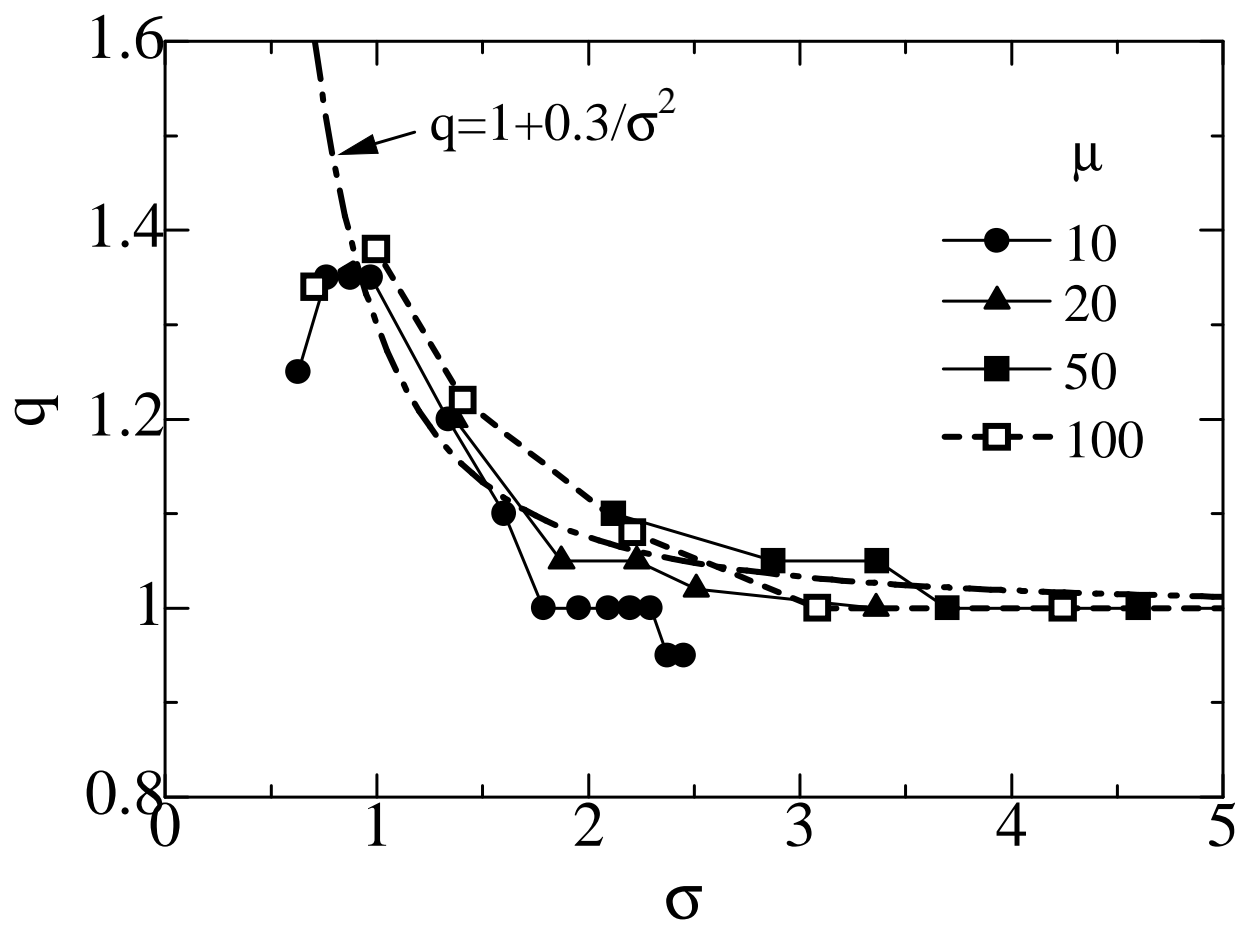


Fig. 7 H. Hasegawa