

# Local Features of the Fermi Surface Curvature and the Anomalous Skin Effect in Metals

Natalya A. Zimbovskaya

*Department of Physics and Electronics, University of Puerto Rico at Humacao, Humacao, PR 00791*

(Dated: February 8, 2020)

In this paper we present a theoretical analysis of the effect of local geometrical structure of the Fermi surface on the surface impedance of a metal at the anomalous skin effect. We show that when the Fermi surface includes nearly cylindrical and/or flattened segments it may significantly change both magnitude and frequency dependence of the surface impedance. Being observed in experiments these unusual frequency dependencies could bring additional information concerning fine geometrical features of the Fermi surfaces of metals.

PACS numbers: 73.21 Cd; 73.40. -C

## I. INTRODUCTION

A theory of the anomalous skin effect in metals was first developed more than five decades ago [1, 2], using an isotropic model for a metal. The anomalous character of the effect reveals itself when the skin depth  $\delta$  becomes small compared to the conduction electrons mean free path  $l$ . Under these conditions the response of a metal to an incident electromagnetic wave is determined with the electrons moving in the skin layer nearly in parallel with the surface of the metal sample. These “efficient” electrons are associated with a few small “effective segments” on the Fermi surface (FS), therefore the response strongly depends on the local geometry of these effective parts of the FS.

The principal characteristic of the FS local geometry is its Gaussian curvature  $K(\mathbf{p})$ :

$$K(\mathbf{p}) = \frac{1}{R_1(\mathbf{p})R_2(\mathbf{p})}. \quad (1)$$

where  $R_{1,2}(\mathbf{p})$  are the principal radii of curvature. For the most of real metals FSs are complex in shape, and their curvature turns zero at some points. These points could be partitioned in two classes. First, these exist zero curvature points where only one of the principal radii has a singularity, whereas another one remains finite. Usually, such points are combined in lines of zero curvature. The latter are either inflection lines or they label positions of nearly cylindrical strips on the FSs. Also, some points could be found where both principal radii tend to infinity. These points are set out separately, and the FSs are flattened in their vicinities.

When a FS includes points of zero curvature it leads to an enhancement of the contribution from the neighborhoods of these points to the electron density of states (DOS) on the FS. Normally, this enhanced contribution is small compared to the main term of the DOS which originates from the major part of the FS. Therefore it cannot produce noticeable changes in the response of the metal when all segments of the FS contribute essentially equally. However, when the curvature turns zero at some

points on an “effective” part of the FS, it can give a sensible enhancement in the number of efficient electrons and, in consequence, a pronounced change in the response of the metal to the disturbance.

It has been shown that when the FS includes nearly cylindrical and/or flattened segments, noticeable changes may be observed in the frequency and temperature dependencies of sound dispersion and absorption [3, 4, 5, 6]. Also, the shape and amplitude of quantum oscillations in various characteristics of a metal could be affected by of the FS local geometry in the vicinities of the extremal cross sections. Qualitative anomalies in the de-Haas-van Alphen oscillations associated with cylindrical pieces of the FSs were considered in Refs. [7, 8]. Similar anomalies in quantum oscillations in the static elastic constants and the velocity of sound were analyzed in [9, 10].

Here, we concentrate on the analysis of possible manifestations of the FS local geometry in the surface impedance of a metal at the anomalous skin effect. In this case the main contribution to the surface impedance of a metal originates from electrons moving nearly in parallel with the surface of the metal. These electrons are efficient quasiparticles, and they belong to the “effective” part of the FS. The effects of the FS geometry on the metal response at the anomalous skin effect were analyzed before [11, 12] adopting some simplified models for the FS. The purpose of the present work is to carry out a general analysis whose results are independent on particularities in energy-momentum relations and could be applied to a broad class of metals.

## II. RESULTS AND DISCUSSION

We consider a metal filling the half-space  $z > 0$ . A plane electromagnetic wave is incident on the metal surface making a right angle with the latter. Considering the anomalous skin effect we can limit our analysis to the case of specular reflection of electrons from the surface. Then the surface impedance tensor has the form:

$$Z_{\alpha\beta} = \frac{8i\omega}{c^2} \int_0^\infty \left( \frac{4\pi i\omega}{c^2} \sigma - q^2 I \right)_{\alpha\beta}^{-1} dq. \quad (2)$$

Here,  $\omega$  and  $\mathbf{q}$  are the frequency and the wave vector of the incident wave, respectively ( $\mathbf{q} = (0, 0, q)$ );  $\sigma$  is the electron conductivity tensor, and  $I_{\alpha\beta} = \delta_{\alpha\beta}$ .

To proceed we assume that the FS has a mirror symmetry in a momentum space relative to a plane  $p_z = 0$ . To simplify calculations of the electron conductivity we divide each sheet of the FS in segments in such a way that the momentum  $\mathbf{p}$  is a one-to-one function of the electron velocity  $\mathbf{v}$  over a segment. The segments may coincide with the FS sheets. Also, it could happen that some sheets include a few segments. This depends on the FS shape. In calculation of the conductivity we carry out integration over each segment using spherical coordinates in the velocity space, namely, the velocity magnitude at the  $j$ -th segment  $v_j$ , and the spherical angles  $\theta, \varphi$ . So, the element of the surface area is given by the expression:  $dA_j = \sin\theta d\theta d\varphi / |K_j(\theta, \varphi)|$  where  $K_j(\theta, \varphi)$  is the Gaussian curvature of the  $j$ -th FS segment. Summing up contributions from all these segments we obtain:

$$\begin{aligned} \sigma_{\alpha\beta}(\omega, q) &= \frac{ie^2}{4\pi^3 \hbar^3 q} \sum_j \int d\varphi \\ &\times \int \frac{n_\alpha n_\beta \sin\theta d\theta}{|K_j(\theta, \varphi)| [(\omega + i/\tau)/qv_j - \cos\theta]}. \end{aligned} \quad (3)$$

Here,  $n_{\alpha,\beta} = v_{j\alpha,\beta}/v_j$ , and  $\tau$  is the electron scattering time. The limits in the integrals over  $\theta, \varphi$  are determined with the shape of the segments. We remark, however, that the effective strips on the FS are determined by the condition  $v_z \approx 0$  for efficient electrons move in parallel with the metal surface at  $z = 0$ . Therefore, the upper limit in the integral over  $\theta$  in the terms corresponding to the segments including the effective strips must equal  $\pi/2$ . In the following calculations we omit the term  $i/\tau$  in the Eq. (3) assuming  $\omega\tau \gg 1$  which is typical for the anomalous skin effect in good metals. Using Eq. (3) we can easily write out the expressions for the conductivity components. We have:

$$\begin{aligned} \sigma_{xx}(\omega, q) &= \frac{ie^2}{4\pi^3 \hbar^3 q} \sum_j \int d\varphi \\ &\times \int \frac{d\theta \cos^2 \varphi \sin^3 \theta}{|K_j(\theta, \varphi)| [(\omega + i/\tau)/qv_j - \cos\theta]}. \end{aligned} \quad (4)$$

Another conductivity component  $\sigma_{yy}$  is described with the similar expression where  $\cos^2 \varphi$  in the integrand numerator is replaced by  $\sin^2 \varphi$ . In further calculations we assume for simplicity that the chosen  $z$  axis coincides

with a high symmetry axis for the FS, so that both conductivity and surface impedance tensors are diagonalized.

The main contribution to the surface impedance under the anomalous skin effect comes from the region of large  $q$  where  $\omega/qv \ll 1$ . To calculate the corresponding asymptotic expressions for the conductivity components we expand the integrand in the Eq. (4) in powers of  $\omega/qv$ . Then we can write the well known result for the principal term in the expansion of the conductivity component  $\sigma_{xx}(\omega, q)$ :

$$\sigma_0(q) = \frac{e^2}{4\pi^3 \hbar^3 q} \sum_l \int d\varphi \frac{\cos^2 \varphi}{|K_l(\pi/2, \varphi)|} \equiv \frac{e^2}{4\pi \hbar^3 q} p_0^2. \quad (5)$$

The same asymptotics could be obtained for  $\sigma_{yy}$ , so the indices are omitted for simplicity here and in following expressions. Summation over  $l$  is carried out over all segments of the FS containing effective strips which correspond to  $\theta = \pi/2$  ( $v_z = 0$ ) and the curvature  $K_l(\pi/2, \varphi)$  is supposed to take finite and nonzero value at any point of any effective strip. For a spherical FS  $p_0$  equals the Fermi momentum  $p_F$ . In realistic metals the two are not equal but have the same order of magnitude. In general,  $p_0$  is determined by the Eq. (5). Then we can calculate the next term in the expansion of conductivity in powers of  $\omega/qv$ . For a FS whose curvature everywhere is finite and nonzero we arrive at the result

$$\sigma_1(\omega, q) = \sigma_0(q) \frac{i\omega}{qv_0}. \quad (6)$$

Here, the velocity  $v_0$  has the order of the Fermi velocity  $v_F$ :

$$\begin{aligned} \frac{1}{v_0} &= \frac{2}{\pi^2 p_0^2} \sum_l \int d\varphi \int_{\alpha_l}^{\pi/2} \frac{d\theta \cos^2 \varphi \sin \varphi}{\cos^2 \theta} \\ &\times \left[ \frac{1 + \cos^2 \theta / \cos^2 \alpha_l}{|K_l(\pi/2, \varphi)| v_l(\pi/2, \varphi)} - \frac{\sin^2 \theta}{|K_l(\theta, \varphi)| v_l(\theta, \varphi)} \right] \\ &- \frac{2}{\pi^2 p_0^2} \sum_{j \neq l} \int d\varphi \int_{\theta < \pi/2} \frac{d\theta \cos^2 \varphi \sin^3 \theta}{|K_j(\theta, \varphi)| v_j(\theta, \varphi) \cos^2 \theta}. \end{aligned} \quad (7)$$

Here, the lower limit  $\alpha_l$  in the integral over  $\theta$  in the first term takes on values determined by the FS shape ( $\alpha_l < \pi/2$ ). The second term corresponds to the contribution from the FS segments which do not include effective lines. For the spherical FS we have  $v_0 = \pi v_F/4$ .

When the curvature at any effective line turns zero, it changes the asymptotics for the conductivity, as we show below. First, we assume that the curvature becomes zero at a whole effective line passing through one of the segments of the Fermi surface. Keeping in mind that  $z$  axis in the chosen reference system runs along a high

order symmetry axis we can present the relevant energy-momentum relation in the form:

$$E(\mathbf{p}) = E_1(p_x, p_y) + E_2(p_z). \quad (8)$$

Near the effective line where  $v_z \equiv \partial E_2 / \partial p_z = 0$  we can approximate  $E_2(p_z)$  as follows:

$$E_2(p_z) \approx E_0 \left( \frac{p_z - p^*}{p^*} \right)^l; \quad l \geq 2. \quad (9)$$

Here,  $E_0, p^*$  have the dimensions of the energy and momentum, respectively;  $p_z = p^*$  corresponds to the effective line.

In the vicinity of the effective line we can write the following expression for the curvature of the FS corresponding to the Eq. (8):

$$K(\mathbf{p}) = \frac{1}{v^4} \frac{\partial v_z}{\partial p_z} \left( v_y^2 \frac{\partial v_x}{\partial p_x} + v_x^2 \frac{\partial v_y}{\partial p_y} - 2v_x v_y \frac{\partial v_x}{\partial p_y} \right). \quad (10)$$

The value of the curvature at  $v_z = 0$  is determined by the factor  $\partial v_z / \partial p_z \sim [(p_z - p^*)/p^*]^{l-2}$ . The curvature becomes zero at the effective line when  $l > 2$ . Expressing this factor as a function of velocity (which is necessary to carry out integration over a region in the velocity space) we get  $\partial v_z / \partial p_z \sim (v_z)^{-\beta}$  where  $\beta = (2 - l)/(l - 1)$ .

So, we can use the following approximation for the curvature  $K(\theta, \varphi)$  at  $\theta \leq \pi/2$ :

$$K(\theta, \varphi) = W(\theta, \varphi)(\cos \theta)^{-\beta}, \quad (11)$$

In this expression, the function  $W(\theta, \varphi)$  everywhere assumes finite and nonzero values, and the exponent  $\beta$  takes on negative values which correspond to the line of zero curvature at  $\theta = \pi/2$ . In the close vicinity of this line the FS is nearly cylindrical in shape. The closer  $\beta$  to  $-1$ , the closer to a cylinder is the effective strip on the FS. The contribution to the conductivity from the nearly cylindrical segment on the FS is given by:

$$\begin{aligned} \sigma_a(\omega, q) = & \frac{ie^2\omega}{2\pi^3\hbar^3q} \left[ \int d\varphi \int_{\alpha}^{\pi/2} d\theta \left( \frac{\sin^2 \theta}{|W(\theta, \varphi)|v(\theta, \varphi)} \right. \right. \\ & \left. \left. - \frac{1}{|W(\pi/2, \varphi)|v(\pi/2, \varphi)} \right) \frac{\cos^2 \varphi \sin \theta (\cos \theta)^\beta}{(\omega/qv(\theta, \varphi))^2 - \cos^2 \theta} \right. \\ & \left. + \int \frac{d\varphi \cos^2 \varphi}{|W(\pi/2, \varphi)|v(\pi/2, \varphi)} \int_{\alpha}^{\pi/2} \frac{d\theta \sin \theta (\cos \theta)^\beta}{(\omega/qv(\theta, \varphi))^2 - \cos^2 \theta} \right]. \end{aligned} \quad (12)$$

Using this asymptotic expression we can calculate the “anomalous” contribution to the conductivity  $\sigma_a(\omega, q)$  for small  $\omega/qv$ . Introducing the largest magnitude of the velocity on the effective line  $v_a$  we have:

$$\sigma_a(\omega, q) = \rho \sigma_0(q) \left( \frac{\omega}{qv_a} \right)^\beta \left[ 1 - i \tan \left( \frac{\pi\beta}{2} \right) \right], \quad (13)$$

$$\rho \approx \frac{1}{\pi p_0^2} \int \frac{d\varphi \cos^2 \varphi}{|W(\pi/2, \varphi)|}, \quad (14)$$

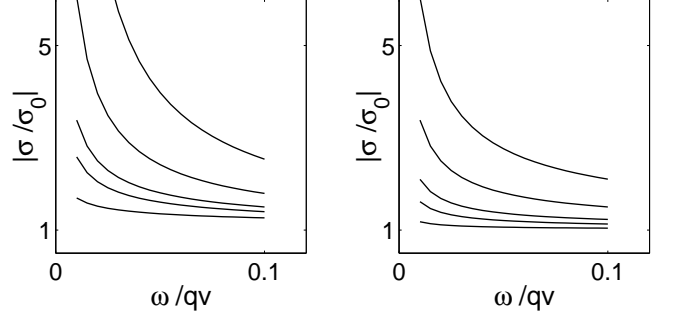


FIG. 1: Conductivity component  $\sigma_{xx}(\omega, q)$  including the contribution from a zero-curvature segment on the FS at large  $q$  ( $\omega/qv \ll 1$ ). Left panel: the curves are plotted at  $\rho = 0.2$  and  $\beta = -0.8, -0.7, -0.6, -0.4, -0.2$  from the top to the bottom. Right panel: the curves are plotted at  $\beta = -0.6$  and  $\rho = 0.2, 0.1, 0.05, 0.03, 0.01$  from the top to the bottom.

Comparing Eq. (14) with the definition for  $p_0^2$  introduced earlier by Eq. (5) we see that  $\rho$  is a dimensionless factor whose value is determined with the relative number of the “effective” electrons concentrated at the nearly cylindrical effective segment.

The value of the contribution to the conductivity from the “anomalous” effective strip depends on the character of the curvature anomaly at given strip, and on the relative number of effective electrons concentrated here as shown in the Fig. 1. In this figure we display plots of  $|\sigma(\omega, q)/\sigma_0(q)| \equiv |1 + \sigma_a(\omega, q)/\sigma_0(q)|$  versus  $\omega/qv$ . When the parameter  $\rho$  takes on values of the order or greater than 0.1 (the number of effective electrons associated with the anomalous sections on the FS is comparable to the total number of the effective electrons), the term  $\sigma_a(\omega, q)$  can predominate over  $\sigma_0(q)$  and determine the conductivity value at large  $q$ . This occurs when the shape parameter  $\beta$  accepts values not too close to zero, and the curvature anomaly at the effective line is well pronounced. When either  $\rho$  or  $\beta$  or both are very small in magnitude, the main approximation to the conductivity is described with Eq. 5 as well as for a metal whose FS curvature is everywhere nonzero. Nevertheless, in such cases the term  $\sigma_a(\omega, q)$  also is important for it gives the first correction to the principal term in the expression for the conductivity.

Also, the anomalous contribution to the conductivity could appear when the FS is flattened at some points belonging to an effective segment. To avoid lengthy calculations we illustrate the effect of such points on the conductivity using the simplest among all possible approximations for the FS curvature in the vicinity of the point of flattening. The latter is supposed to be located at  $\theta = \pi/2$  and  $\varphi = 0$ . We conjecture the curvature near this point to be the sum of two terms, the first one turning zero at  $\theta = \pi/2$ , and the second one at  $\varphi = 0$ ,

namely:

$$K(\theta, \varphi) = W(\theta, \varphi)(\cos^{-\beta} \theta + a^2 \sin^{-\gamma}(\varphi)), \quad (15)$$

where  $a^2$  is a dimensionless positive constant; the function  $W(\theta, \varphi)$  as well as in the approximation (11) accepts finite nonzero values, and the exponent  $\beta$  takes on values from the interval  $(-1, 0)$ . The exponent  $\gamma$  in (15) also is negative. Using (15) we obtain the contribution to the conductivity similar to that given by (13) where the shape parameter  $\beta$  is replaced by  $s = \beta(1 + \gamma)/\gamma$ . This correction is significant when  $\gamma < -1$ . Otherwise it could be neglected.

Now, we proceed in calculations of the surface impedance given by the expression (2). Under anomalous skin effect conditions the impedance can be represented as an expansion in inverse powers of the anomaly parameter ( $\xi \gg 1$ ). Representing the conductivity as the sum of terms (5) and (6), we can calculate two first terms in the expansion of the surface impedance in inverse powers of the anomaly parameter:

$$\begin{aligned} Z \equiv R - iH &= -\frac{8i\omega}{c^2} \delta \int_0^\infty dt \frac{1}{1 - it^3(1 + it/\xi)} \\ &\approx Z_0 \left( \frac{\omega}{\omega_0} \right)^{2/3} \left[ 1 - i\sqrt{3} - \frac{2}{3} \left( \frac{\omega}{\omega_0} \right)^{2/3} (1 + \sqrt{3}) \right] \end{aligned} \quad (16)$$

where  $\delta = (c^2 \hbar^3 / e^2 p_0^2 \omega)^{1/3}$  is the skin depth,

$$Z_0 = \frac{8\pi}{3\sqrt{3}} \frac{v_0}{c^2}; \quad \xi = \frac{v_0}{\omega \delta} \equiv \left( \frac{\omega}{\omega_0} \right)^{2/3}$$

is the anomaly parameter, and frequency  $\omega_0$  equals:

$$\omega_0 = \left( \frac{v_0}{\hbar} \right)^{3/2} \frac{ep_0}{c}. \quad (17)$$

Keeping in mind that  $v_0 \sim v_F$  and  $p_0 \sim p_F$  we can roughly estimate the characteristic frequency  $\omega_0$ . In good metals the electron density has the order of  $10^{21} - 10^{22} \text{ cm}^{-3}$ , so  $\omega_0 \sim 10^{12} - 10^{13} \text{ s}^{-1}$ . This is significantly smaller than the plasma frequency  $\omega_p$  which in good metals is of the order of  $10^{15} - 10^{16} \text{ s}^{-1}$ . As one would expect, the inequality  $\omega \ll \omega_0$  ( $\xi \gg 1$ ) agrees with the general requirement on frequencies  $\omega \ll \omega_p$ , and could be satisfied at  $\omega \sim 10^{10} - 10^{11} \text{ s}^{-1}$ .

The expression of the form (16) was first obtained by R. B. Dingle (see [13]) within the isotropic model of metal. Later it was generalized to be applied to realistic metals, assuming that their FSs do not include segments of zero curvature [14]. For such FSs the frequency dependence of the surface impedance has the same character, as for a Fermi sphere. The main approximation of the surface impedance is proportional to  $\omega^{2/3}$  and the first correction to it is proportional to  $\omega^{4/3}$ .

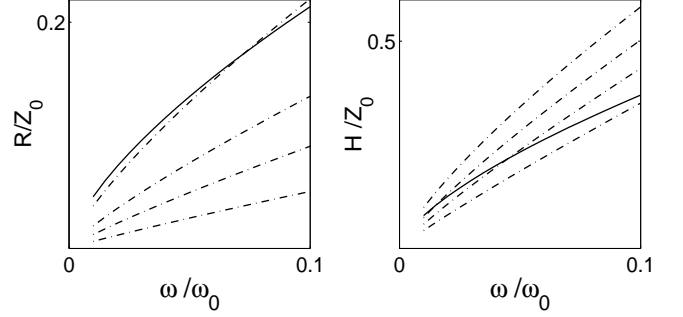


FIG. 2: Frequency dependence of the real ( $R$ ) and imaginary ( $H$ ) parts of the surface impedance of a metal under the anomalous skin effect. Dashed-dotted lines are plotted using Eq.(12) at  $\rho = 0.2$  and  $\beta = -0.8, -0.7, -0.6, -0.4$ , from the top to the bottom. Solid lines represent real and imaginary parts of the surface impedance of a metal whose FS does not include nearly cylindrical and/or flattened segments.

When the FS includes locally flattened or nearly cylindrical segments the asymptotic expression for the surface impedance changes. The effect of this anomalous local geometry of the FS on the impedance is especially strong for  $\beta < -0.5$ ,  $\rho \gtrsim 0.1$ . Under these conditions the “anomalous” contribution dominates over the other terms in the expression for conductivity and determines the principal term of the surface impedance. As a result we have:

$$Z \approx Z_0 \zeta(\beta) \left( \frac{\omega}{\omega_0} \right)^{2/(3+\beta)} \quad (18)$$

where

$$\begin{aligned} \zeta(\beta) &= \frac{3\sqrt{3} \rho^{-1/3+\beta}}{3+\beta} \left( \cos \frac{\pi\beta}{2} \right)^{1/(3+\beta)} \\ &\times \left[ \cot \left( \frac{\pi}{3+\beta} \right) - i \right]. \end{aligned} \quad (19)$$

The surface impedance described with (18) differs in magnitude from that of a conventional metal whose FS does not include zero curvature segments. Frequency dependence of the surface impedance also changes as shown in the Fig. 2. Now it is proportional to  $\omega^{2/(\beta+3)}$ . For a nearly cylindrical effective strip the exponent  $2/(\beta+3)$  varies in the interval  $(0.8, 1)$  where the value 1 corresponds to the precisely cylindrical strip. So, when the significant part of effective electrons is associated with a nearly cylindrical effective strip, the impedance should slower increase with increase of frequency than in a “conventional” case.

Now we consider more realistic case when either  $\rho$  or  $\beta$  or both take on values close to zero (a zero curvature segment on the effective part of the FS is narrow

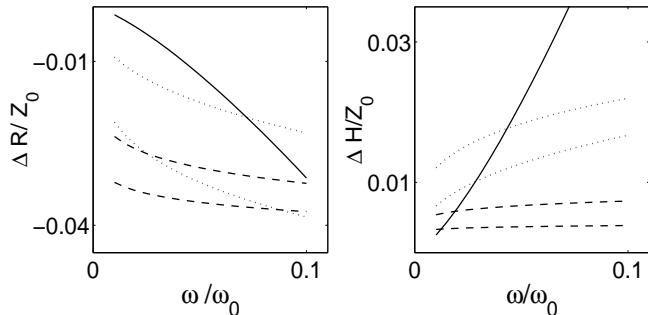


FIG. 3: Frequency dependence of the real ( $\Delta R$ ) and imaginary ( $\Delta H$ ) parts of the first correction to the main term in the surface impedance expansion in the inverse powers of the anomaly parameter. The curves are plotted at  $\mu = 0.01$ ,  $\beta = -0.9$ ;  $\mu = 0.02$ ,  $\beta = -0.8$  (dashed lines);  $\mu = 0.1$ ,  $\beta = -0.5$ ;  $\mu = 0.1$ ,  $\beta = -0.4$  (dotted lines). Solid lines present the real and imaginary parts of the first correction to the main approximation for the impedance of a metal whose FS does not include nearly cylindrical and/or flattened segments.

and/or the curvature anomaly is only moderately pronounced). In this case the anomalous contribution (13) is the first correction to the main approximation for the conductivity, and it determines the first correction to the approximation for the surface impedance:

$$Z = Z_0 \left( \frac{\omega}{\omega_0} \right)^{2/3} (1 - i\sqrt{3}) + \Delta Z. \quad (20)$$

Here,

$$\Delta Z \equiv \Delta R - i\Delta H \approx -Z_0 \eta(\beta) \left( \frac{\omega}{\omega_0} \right)^{2(\beta+1)/3}; \quad (21)$$

$$\eta(\beta) = \frac{\rho(\beta+1)}{\sqrt{3}} \frac{1}{\cos(\pi\beta/2)} \left\{ \cot \left( \frac{\pi(\beta+1)}{3} \right) + i \right\}. \quad (22)$$

We can apply this result (21) to describe the contribution to the surface impedance from narrow or weakly developed nearly cylindrical strip and also from a point of flattening located on the effective segment of the FS. The correction to the main approximation of the surface impedance now is proportional to  $\omega^{2(\beta+1)/3}$  as we show in the Fig. 3. The presented analysis shows that the surface impedance of a semiinfinite metal whose FS has points or lines of zero curvature can be described by the formulas (18)–(21). The obtained asymptotic expressions indicate that an anomaly of curvature on an effective line changes frequency dependence of the surface impedance, and under certain conditions it can essentially change its magnitude. This follows from the discussed above relation between the curvature of the FS and the number of effective electrons.

### III. CONCLUSION

There is an experimental evidence that "necks" connecting quasispherical pieces of the FS of copper include nearly cylindrical belts [15]. It is also likely that the FS of gold possesses the same geometrical features for it closely resembles that of copper. As for possible flattening of the FS, experiments of [16, 17, 18] on the cyclotron resonance in a magnetic field normal to the metal surface give grounds to conjecture that such anomalies could be found on the FSs of cadmium, zinc and even potassium. Another group of materials where we can expect the FS curvature anomalies to be manifested include layered structures with metallic-type conductivity (e.g.  $\alpha-(BEDT-TTF)_2Mhg(SCH)_4$  group of organic metals). Fermi surfaces of these materials are sets of rippled cylinders, isolated or connected by links. There exists experimental evidence that the quasi-two-dimensional FSs of some organic metals include segments with zero curvature [19]. At present, commonly used modern methods of electronic structure calculations provide good descriptions of the FSs of conventional metals and another conductors with a metallic-like type of conductivity. However, such fine geometrical details as points of flattening and/or zero curvature lines may be easily missed when a FS is restored basing on these calculations, if one does not expect these features to be present and does not pay special attention to keep them in the resulting FS image.

The most important result of the present work is that it shows how these fine geometric features could be manifested in experiments on the anomalous skin effect. It is shown that when the FS includes nearly cylindrical segments or it is flattened at some points, qualitative changes may occur in frequency dependencies of the surface impedance under the anomalous skin effect. Being observed in experiments, such unusual frequency dependencies would indicate the presence of zero-curvature lines and points on the FS, and display their location. Also, analyzing these frequency dependencies, the shape parameter  $\beta$  could be found giving additional information on the FSs local structure.

### Acknowledgments

The author thanks G. M. Zimbovsky for help with the manuscript. This work was supported by NSF Advance program SBE-0123654, nsf-prem 0353730, and PR Space Grant NGTS/40091.

- 
- [1] A. B. Pippard, Proc. Roy. Soc. **A 191**, 385 (1947).
  - [2] G. E. Reuter and E. H. Zondheimer, Proc. Roy. Soc. **A 195**, 336 (1949).

- [3] G. T. Avanesjan, M. I. Kaganov and T. Yu. Lisovskaya, JETP, **48**, 900 (1978).
- [4] V. M. Kontorovich and N. A. Stepanova, JETP **49**, 321 (1978).
- [5] I. M. Suslov, Sov. Phys. Solid State **23**, 1114 (1981).
- [6] N. A. Zimbovskaya, JETP **80**, 932 (1995).
- [7] G. Lacueva and A. W. Overhauser, Phys. Rev. Lett. **46**, 1273 (1992).
- [8] Ya. M. Blanter, M. I. Kaganov and D. B. Posvyanskii, Phys-Usp. **165**, 178 (1995).
- [9] N. A. Zimbovskaya, J. Low Temp. Phys. **21**, 217 (1995).
- [10] N. A. Zimbovskaya, Phys. Rev. B **71**, 024109 (2005).
- [11] M. I. Kaganov and Yu. V. Gribkova, J. Low Temp. Phys. **17**, 473 (1991).
- [12] M. I. Kaganov and P. Kontreras, JETP **79**, 360 (1994).
- [13] R. B. Dingle, Physics **19**, 311 (1953).
- [14] V. V. Ustinov and D. T. Khusainov, Sov. J. Low. Temp. Phys. **11**, 617 (1985).
- [15] D. Shoenberg, *Magnetic Oscillations in Metals* (Cambridge University Press, New York, 1984).
- [16] V. P. Naberezhnykh and N. K. Dan'shin, JETP **29**, 658 (1969).
- [17] V. P. Naberezhnykh and V. L. Mel'nik, Sov. Phys. Solid State **7**, 197 (1965).
- [18] G. A. Baraff, C. C. Grimes and P. M. Platzman, Phys. Rev. Lett. **22**, 590 (1969).
- [19] J. Wosnitzer, *Fermi Surface of Low-Dimensional Organic Metals and Superconductors* (Springer-Verlag, Berlin, 1996).