

Superconductivity of the Ternary Boride $\text{Li}_2\text{Pd}_3\text{B}$ Probed by ^{11}B NMR

M. Nishiyama¹, Y. Inada² and Guo-qing Zheng¹

¹*Department of Physics, Okayama University, Okayama 700-8530, Japan and*

²*Department of Science Education, Faculty of Education, Okayama University, Okayama 700-8530, Japan*

We report a ^{11}B NMR measurement on the recently discovered superconductor $\text{Li}_2\text{Pd}_3\text{B}$. The nuclear spin lattice relaxation rate $1/T_1$ shows a well-defined coherence peak just below T_c ($H=1.46$ T)=5.7 K, and the spin susceptibility measured by the Knight shift also decreases below T_c . These results indicate that the superconductivity is of conventional nature, with an isotropic gap. Our results also suggest that the p -electrons of boron and the d -electrons of palladium that hybridize with boron p -electrons are primarily responsible for the superconductivity.

PACS numbers: 74.70.Dd, 76.60.-k, 76.60.Cq

Since the discovery of high temperature superconductivity in copper oxides¹, compounds containing transition metal elements have become targets for searching new strongly-correlated superconductors. In fact, superconductivity was discovered in the cobalt oxide $\text{Na}_{0.3}\text{CoO}_2 \cdot 1.3\text{H}_2\text{O}$ (Ref.²), which was found to be of unconventional nature with strong electron correlations in the normal state³. Meanwhile, the discovery of superconductivity at 40 K in MgB_2 ⁴ has generated recurrent interest on the physical properties of borides. Very recently, Togano *et al* found that the ternary metallic compounds containing boron and palladium, $\text{Li}_2\text{Pd}_3\text{B}$, is superconducting at $T_c \sim 7$ K (Ref.⁵). This compound has a cubic structure with the space group of $P4_332$, containing a distorted Pd_6B octahedra, which is structurally similar to the superconductor MgCNi_3 ($T_c=8$ K)⁶ and in some sense also similar to the high- T_c copper oxides where the key structure is the oxygen-containing octahedra. Although the physical properties of this new compound are unexplored, it has been proposed that the correlations of Pd d -electrons may be dominant in the electronic properties and may also be responsible for the superconductivity.⁷ Band calculation has shown that Pd d -electrons contribute significantly to the density of states at the Fermi level.⁸

In this Communication, we report the first ^{11}B nuclear magnetic resonance (NMR) measurement in the superconducting and the normal states. We find that the superconductivity is of Bardeen-Cooper-Schrieffer (BCS) type with an isotropic energy gap. In the normal state, the temperature (T) dependence of the nuclear spin-lattice relaxation rate $1/T_1$ and the Knight shift due to spin susceptibility, K_s , satisfies the so-called Korringa relation, $T_1TK_s^2=\text{const}$, with no signature of electron correlations. Our results suggest that the superconductivity in $\text{Li}_2\text{Pd}_3\text{B}$ is phonon mediated.

The samples were prepared by the arc-melting method with starting materials of Li (99.9% purity), Pd (99.95%)

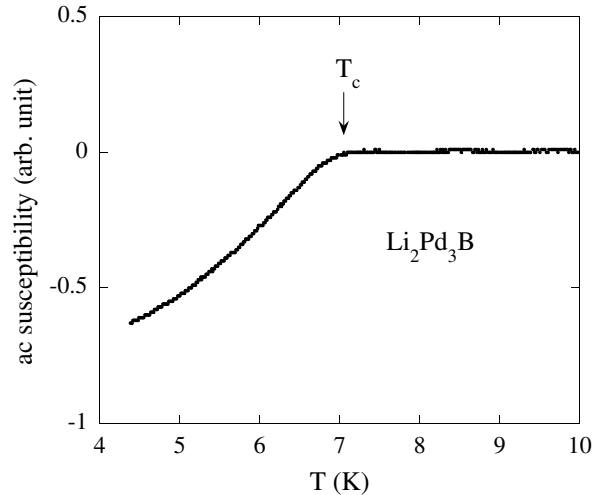


FIG. 1: The ac susceptibility measured using the NMR coil for $\text{Li}_2\text{Pd}_3\text{B}$ at zero magnetic field.

and B (99.5%). The two-step arc melting process⁵ was used. The starting melt composition of $\text{Li}:\text{Pd}:\text{B}=2.1:3:1$ was adopted in the light of high vapor pressure of Li. The x-ray diffraction chart shows that the sample is single phase. For NMR measurements, the sample was crushed into powder. Figure 1 shows the ac susceptibility measured using the NMR coil. The T_c is about 7.1 K at zero magnetic field. A standard phase-coherent pulsed NMR spectrometer was used to collect data. The NMR spectra were obtained by fast Fourier transform (FFT) of the spin echo taken at a constant magnetic field of 1.4629 T. The nuclear spin-lattice relaxation rate, $1/T_1$, was measured by using a single saturation pulse and fit-

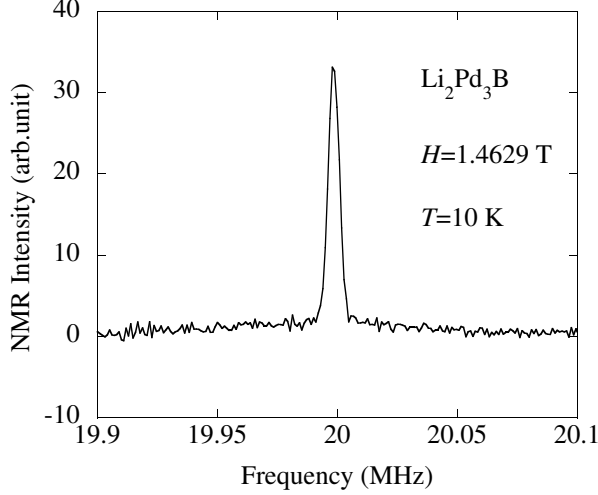


FIG. 2: The Fourier transformed ^{11}B NMR spectrum measured at $T=10$ K at a magnetic field of $H=1.4629$ T.

ting the recovery of the nuclear magnetization after the saturation pulse.

Figure 2 shows the spectrum at $T=10$ K. The full width at the half maximum (FWHM) of the NMR line is less than 5 kHz. The very sharp transition ensures the high quality of the sample. The temperature dependence of the FWHM is shown in Figure 3. It can be seen that the spectrum broadens below $T_c(H=1.46 \text{ T})=5.7$ K, at which temperature both $1/T_1$ and the Knight shift shows anomaly (see below).

Figure 4 shows the temperature dependence of $1/T_1$. In the normal state above T_c , $1/T_1$ varies in proportion to T , as seen in conventional metals. Just below T_c ($H=1.46$ T)=5.7 K, however, $1/T_1$ increases as T is reduced, showing a coherence peak, then decreases exponentially upon further lowering T . This is the characteristic of s -wave, isotropic superconductivity. The $1/T_{1s}$ in the superconducting state is expressed as

$$\frac{2}{k_B T_c} \int (N_s(E)^2 + M_s(E)^2) f(E)(1 - f(E)) dE \quad (1)$$

where $N_s(E) = N_0 E / (E^2 - \Delta^2)^{1/2}$ is the superconducting density of states (DOS) with Δ being the BCS gap, $M_s(E) = N_0 \Delta / (E^2 - \Delta^2)^{1/2}$ is the anomalous DOS due to the coherence factor⁹, N_0 is the DOS in the normal state and $f(E)$ is the Fermi function. Both $M_s(E)$ and $N_s(E)$ diverge at $E = \Delta$, so theoretically $1/T_1$ diverges just below T_c . In real materials, however, broadening of the energy level and some anisotropy in the energy gap will remove the singularity at $E = \Delta$ so that $1/T_1$ only

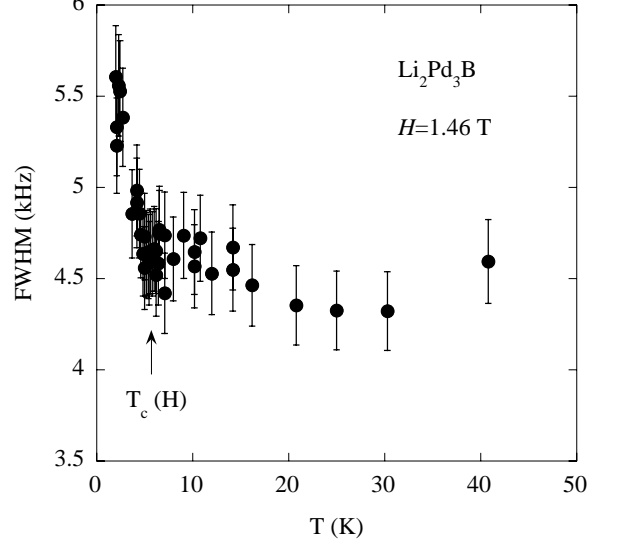


FIG. 3: The temperature dependence of the full width at the half maximum (FWHM) of the ^{11}B NMR spectrum.

shows a peak just below T_c . Following Hebel¹⁰, we convolute $M_s(E)$ and $N_s(E)$ with a broadening function $B(E)$ which is approximated with a rectangular function centered at E with a height of $1/2\delta$. The solid curve below T_c shown in Figure 4 is a calculation with $2\Delta(0) = 2.2k_B T_c$ and $r \equiv \Delta(0)/\delta=2$. It fits the experimental data reasonably well. The parameter $2\Delta(0)$ is substantially smaller than the BCS value of $3.5k_B T_c(H)$. This could be due to the effect of the magnetic field, which usually reduces the gap size⁹.

Figure 5 shows the Knight shift, K , as a function of temperature. The shift is small and T -independent within the experimental error in the normal state, but changes abruptly at T_c where $1/T_1$ shows the coherence peak. Note that the change is positive, namely, K increases below T_c . The shift may be expressed as,

$$K = K_{orb} + K_s \quad (2)$$

$$K_s = A_{hf} \chi_s \quad (3)$$

where K_{orb} is the contribution due to orbital (Van Vleck) susceptibility which is T -independent, A_{hf} is the hyperfine coupling constant and χ_s is the spin susceptibility. K_s may be decomposed into

$$K_s = K_{cp} + K_0 \quad (4)$$

where K_{cp} is the shift due to core polarization interaction between the boron p electrons and the nuclear spins, which is negative, and K_0 is due to other interactions including the usual Fermi contact interaction. The result

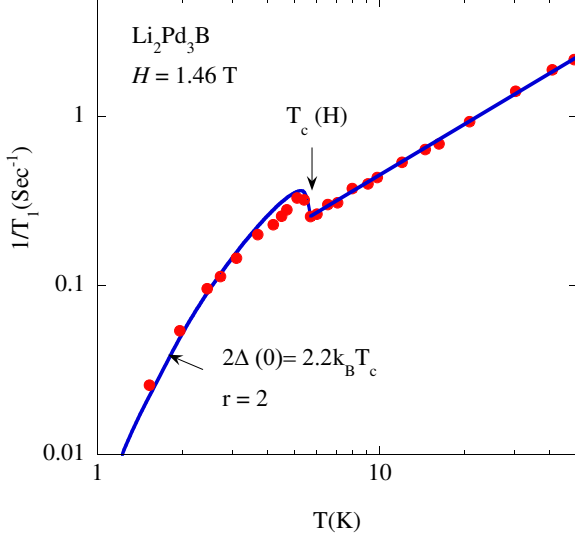


FIG. 4: (Color on-line) The temperature dependence of the spin lattice relaxation rate, $1/T_1$, measured at a field of $H=1.4629$ T. The straight line above T_c represents the $T_1T=\text{const}$ relation. The solid curve below T_c is a calculation assuming the BCS gap function with the parameter shown in the figure. For detail, see the text.

that K_s increases below T_c indicates that K_{cp} is dominant over K_0 . Therefore, the DOS that decreases due to the onset of superconductivity are due to boron p electrons, and/or d electrons of palladium which hybridize with boron p electrons. If we assume that the spin susceptibility vanishes completely, due to singlet pairing, at $T=1.6$ K which is well below T_c , then K_{orb} is about $0.085 \pm 0.003\%$ and $K_s = -0.012 \pm 0.003\%$. The curve below T_c depicts the calculated Knight shift in the superconducting state

$$K_s^{sc} \propto \chi_s^{sc} \propto - \int N_s(E) (\partial f(E)/\partial E) dE \quad (5)$$

using the same gap parameter as in Figure 4.

Finally, when the electrons responsible for the spin lattice relaxation and the Knight shift are s -electrons, $T_1TK_s^2 = \frac{\hbar}{4\pi k_B} \left(\frac{\gamma_e}{\gamma_N}\right)^2 = 2.55 \times 10^{-6}$ Sec·K (Korringa constant), where γ_e and γ_N are the gyromagnetic ratio of electron and ^{11}B nuclear spins, respectively. The observed value of $T_1TK_s^2$ in the present case is 3.21×10^{-7} Sec·K, which is much smaller than the Korringa constant.

This result also supports that the dominant electrons that participate in the relaxation and the Knight shift are p electrons, in which case the excess relaxation such as the orbital relaxation is important so that the observed $T_1TK_s^2$ deviates from $\frac{\hbar}{4\pi k_B} \left(\frac{\gamma_e}{\gamma_N}\right)^2$.

In summary, through the measurements of ^{11}B NMR, we find that the spin-lattice relaxation rate $1/T_1$ in the

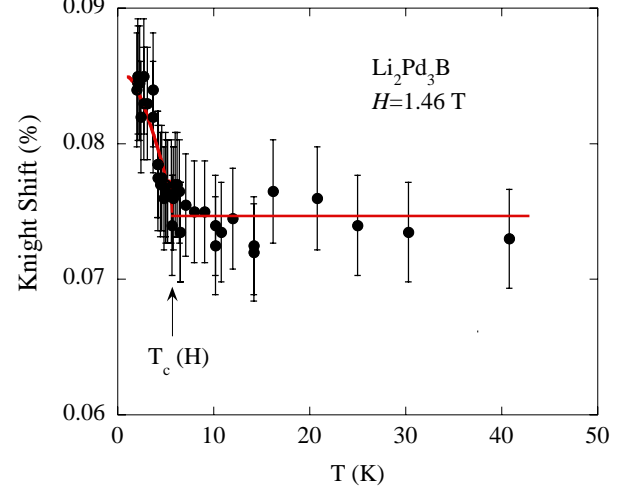


FIG. 5: (Color on-line) The temperature dependence of the Knight shift measured at a constant field of $H=1.4629$ T. The straight line above T_c is a guide to the eyes. The curve below T_c is the calculated result assuming a BCS gap with the same parameter as in the calculation of T_1 .

newly discovered Pd-containing boride $\text{Li}_2\text{Pd}_3\text{B}$ exhibits a well-defined coherence peak just below T_c and decreases exponentially with further decreasing temperature. The spin susceptibility as measured by the Knight shift K_s also decreases below T_c , suggesting a singlet spin pairing. In the normal state, the Korringa relation, namely, $T_1TK_s^2=\text{const}$ is obeyed, indicating the lack of electron correlations. Our results indicate that this compound is a superconductor with an isotropic gap and that the superconductivity occurs in the absence of electron correlations.

We thank T. Kato and K. Matano for assistance in some of the measurements. This work was supported in part by a Grant-in-Aid for Scientific Research from MEXT.

¹ J. G. Bednorz and K. A. Muller, Z. Phys. **B 64**, 189 (1986).

² K. Takada, H. Sakurai, E. Takayama-Muromachi, F. Izumi, R.A. Dilanian and T. Sasaki Nature **422**, 53 (2003).

³ T. Fujimoto, G.-q. Zheng, Y. Kitaoka, R.L.Meng, J.Cmaidalka and C.W. Chu, Phys. Rev. Lett. **92**, 047004 (2004).

- ⁴ J. Nagamatsu, N. Nakagawa, T. Muranaka, Y. Zenitani and J. Akimitsu, *Nature* **410**, 63 (2001).
- ⁵ K. Togano, P. Badica, Y. Nakamori, S. Orimo, H. Takeya, and H. Hirata, *Phys. Rev. Lett.* **93**, 247004 (2004).
- ⁶ T. He, Q. Huang, A.P. Ramirez, Y. Wang, K.A. Regan, N. Rogado, M.A. Hayward, M.K. Haas, J.S. Slusky, K. Inumaru, H.W. Zandbergen, N.P. Ong and R.J. Cava, *Nature* **411**, 54 (2001).
- ⁷ M. Sardar and D. Sa, cond-mat/0404168.
- ⁸ Sharat Chandra, S. Mathi Jaya and M.C. Valsakumar, cond-mat/0502525.
- ⁹ D. E. Maclaughlin, in *Solid State Physics* (eds H. Ehrenreich *et al*, Academic Press, New York, 1976), Vol. 31, page 1.
- ¹⁰ L. C. Hebel, *Phys. Rev.* **116**, 79 (1959).