

Controllable soliton emission from a Bose-Einstein condensate.

María I. Rodas-Verde and Humberto Michinel

Área de Óptica, Faculdade de Ciências de Ourense,
Universidade de Vigo, As Lagoas s/n, Ourense, ES-32004 Spain.

Víctor M. Pérez-García

Departamento de Matemáticas, E. T. S. I. Industriales,
Universidad de Castilla-La Mancha, 13071 Ciudad Real, Spain.

We demonstrate, through numerical simulations, the controllable emission of matter-wave bursts from a Bose-Einstein Condensate in a shallow optical dipole trap. The process is triggered by spatial variations of the scattering length along the trapping axis. In our approach, the outcoupling mechanism are atom-atom interactions and thus, the trap remains unaltered. Once emitted, the matter wave forms a robust soliton. We calculate analytically the parameters for the experimental implementation of this atomic soliton *machine gun*.

PACS numbers: 42.65.Jx, 42.65.Tg

Introduction.- After the remarkable experimental realization of Bose-Einstein condensates (BEC) with alkali atoms[1] it was soon realized that the coherent behavior of the atom cloud could be used as the basis for an “atom laser”. The first realization of such device used short radio-frequency pulses as an outcoupling mechanism, flipping the spins of some of the atoms and releasing them from the trap [2]. Later, other atom lasers were built with different configurations leading to pulsed, semi-continuous or single-atom coherent sources[3, 4, 5, 6, 7].

There are important differences between these devices and photon pulsed lasers. The nature of the waves and the lack of a population inversion mechanism are the most evident. However, from the practical point of view, one of the most remarkable is that a pulsed BEC laser will show a significant spreading of the atom cloud if the number of atoms per pulse is large.

A way to overcome this difficulty would be to use atomic bright solitons [8, 9] as matter wave pulses. This idea was explored in Ref. [10] to generate a train of solitons by the mechanism of modulational instability (MI) and was referred to as an atomic soliton laser. However, although one could extract a few coherent solitons from such a system this atomic soliton laser would be very limited since: (i) the final number of atoms per pulse after MI is only a small fraction of the initial number of atoms in the condensate due to collapse processes, (ii) the number of solitons generated is not large and half of them would be directed backward (iii) the trap should be destroyed for outcoupling and (iv) the pulses will travel at different speeds once the trap is removed.

Thus, it is important to discuss new outcoupling mechanisms for atom lasers. This is specially interesting since the techniques for generating BEC with growing number of particles and their physical properties are nowadays well established and the current challenges in the field face the applications of coherent matter waves to the design of practical devices [11].

In this letter, we show how a highly controllable train of up to several hundreds of matter-wave solitons can be extracted from a BEC *without altering the trap properties* but instead acting on the scattering length, by changing it along the atom cloud.

System configuration and theoretical model.- Let us assume that a large BEC is strongly trapped in the transverse directions (x, y) and weakly confined in the longitudinal one (z). We now consider the effect of a sharp variation along z of the scattering length, which is changed from positive (or zero) to negative, thus making it inhomogeneous. This can be done with magnetic [12] or optical[13] techniques and therefore this region of negative scattering length can be displaced along the condensate. Thus, when it is located close to one edge of the trap, overlapping the wing of the cloud, the tail of the condensate may be able to form a single soliton which, because of its higher internal energy will be outcoupled from the cloud and thus emitted outward. When the condensate refills the gap left out by the outgoing pulse a new soliton would be emitted. This process would continue while there is a large enough remnant of atoms in the trap and would lead to a soliton burst escaping from the BEC.

Thus, we will describe our system of N weakly interacting bosons of mass m , trapped in a potential $V(\vec{r})$ is the mean field limit by a Gross-Pitaevskii equation of the form

$$i\hbar \frac{\partial \Psi}{\partial t} = -\frac{\hbar^2}{2m} \nabla^2 \Psi + V(\vec{r})\Psi + U(z)|\Psi|^2\Psi, \quad (1)$$

where Ψ is the condensate wavefunction, $N = \int |\Psi|^2 d^3\mathbf{r}$. The coefficient $U(z) = 4\pi\hbar^2 a(z)/m$ characterizes the 2-body interaction and since we will consider spatially inhomogeneous systems it will be a function of z .

In this paper, we consider a BEC tightly confined in (x, y) by a harmonic potential V_\perp and more relaxed along z where there is an optical dipole trap V_z [14, 15]. Thus,

we have

$$V(\vec{r}) = V_{\perp} + V_z = \frac{m\nu_{\perp}^2}{2} (x^2 + y^2) + V_0 \left[1 - \exp\left(-\frac{z^2}{L^2}\right) \right], \quad (2)$$

where V_0 is the depth of the shallow optical dipole potential and L is the characteristic width of the trap. We will consider situations in which the ground state of the optical dipole trap is much larger than the ground state of the transverse harmonic potential.

In Fig.1 we have plotted the geometry of the system. The choice of a shallow Gaussian trap is very important for our model, since we are interested on studying the outcoupling of solitons along the z axis. Thus, we need a potential barrier that can be overcome by the self-interaction effects. In this situation we can describe the dynamics of the condensate in the quasi-one dimensional limit as given by a factorized wavefunction of the form [16] $\Psi(\mathbf{r}, t) = \Phi_0(x, y) \cdot \psi(z, t)$, satisfying

$$i \frac{\partial \psi}{\partial \tau} = -\frac{r_{\perp}^2}{2} \frac{\partial^2 \psi}{\partial z^2} + f(z)\psi + g|\psi|^2\psi, \quad (3)$$

where $r_{\perp} = \sqrt{\hbar/m\nu_{\perp}}$ is the transverse size of the cloud, $f(\eta) = V_z/(\hbar\nu_{\perp}/2)$, $\tau = \nu_{\perp}t$ is the time measured in units of the inverse of the radial trapping frequency and $g(z) = \sqrt{8\pi}r_{\perp}^2 a(z)$ is the effective interaction coefficient.

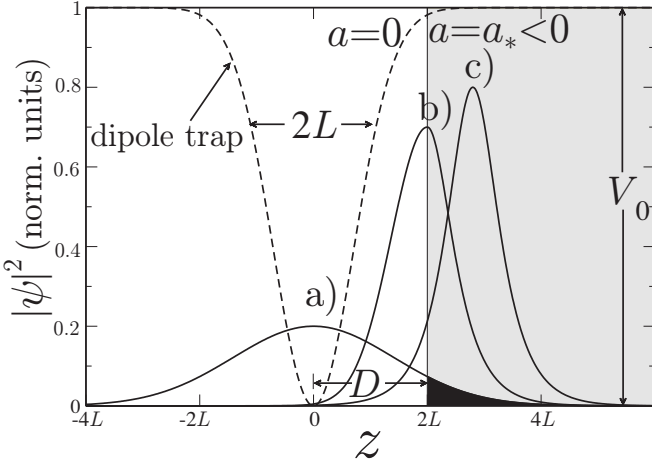


FIG. 1: Sketch of the system showing the axial trap (dashed line) and the shaded region $z > D$ ($=2L$ in this particular case) which has negative scattering length a . For the rest of the cloud ($z < D$) a is set to zero. The black zone displays the overlapping of the cloud and the region with negative a . This causes the outcoupling for a critical value of the scattering length a_{cr} . The continuous lines are the numerically calculated profiles of eigenstates for a) $a_* = 0$, b) $a_* = a_{cr}$ and c) $a_* = 1.2a_{cr}$.

In Fig. 1 we show a sketch of the setup to be considered in this paper. We show the axial optical dipole potential of depth V_0 and half width L . The shaded region ($z >$

D) has negative scattering length. A spatial variation along z of the scattering length a , can be achieved by magnetically tuning the Feshbach resonances [12] or by their optical manipulation by means of an additional laser beam [13]. In this paper we choose a step model for $a(z)$ in order to present the basic mechanism. We must stress that our ideas apply to smoother variations of a . Thus, we will use a dependence of the form

$$a(z) = \begin{cases} 0, & z < D \\ a_* < 0, & z > D. \end{cases} \quad (4)$$

The continuous lines in Fig. 1 are the numerically calculated profiles of eigenstates of Eq. (3) for three different values of a_* . The lower curve corresponds to the linear case ($a_* = 0$), whereas lines b) and c) display the shape of the cloud for $a_* = a_{cr}$ and $a_* = 1.2a_{cr}$, respectively. The value a_{cr} is the (negative) scattering length needed for emitting one soliton from the cloud. We will calculate it by means of an approximate analytical technique.

Single soliton emission.— In Fig. 1 (black region), it is shown the overlapping of the tail of the trapped cloud and the zone where $a = a_*$. Due to the atom-atom interaction, the trapping changes in this region. Thus, if a_* is negative enough, the minimum of the effective potential will be displaced toward this region and the cloud will move to the shaded region of Fig. 1.

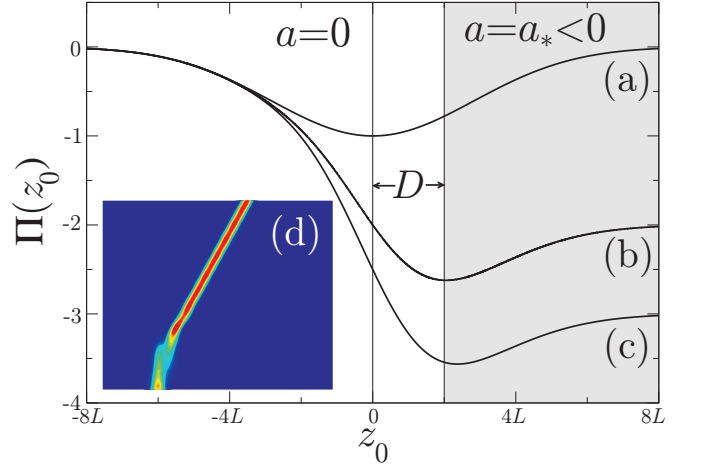


FIG. 2: [Color Online] Effective potentials corresponding to different values of the scattering length: (a) $a_* = 0$, (b) $a_* = a_{cr}$, (c) $a_* = 1.2a_{cr}$. In (d) we show a pseudocolor plot of $|\psi(z, t)|^2$ showing the soliton emission for $a_* = 1.2a_{cr}$. The parameter values are $V_0 = \hbar\nu_{\perp}/2$, $\nu_{\perp} = 1\text{KHz}$, $L = 4r_{\perp}$, $D = 2L$, $w = 5.4r_{\perp}$ and $N \cdot a_{cr} = -100\mu\text{m}$. The spatial window size is $100r_{\perp}$, and time goes from 0 to $4000\nu_{\perp}^{-1}$.

To study this possibility we will use an averaged Lagrangian formalism [17] for studying localized solutions of Eq. (3). We will use a Gaussian ansatz

$$\psi(z, \tau) = A e^{-(z-z_0(\tau))^2/2w^2} e^{i(v(\tau)z)}, \quad (5)$$

where $z_0(\tau)$ accounts for the motion of the center the cloud with velocity proportional to v . The standard calculations lead to the equations

$$\ddot{z}_0 = -\frac{d\Pi}{dz_0}, \quad (6a)$$

$$\Pi(z_0) = -\sqrt{\pi}r_\perp^2 \left\{ \frac{V_0}{\hbar\nu_\perp} \left(1 - \frac{e^{-\frac{z_0^2}{w^2+L^2}}}{\sqrt{1+\frac{w^2}{L^2}}} \right) + \frac{1}{\sqrt{8\pi}} \frac{aN}{w} \operatorname{erfc} \left[\frac{\sqrt{2}(D-z_0)}{w} \right] \right\}, \quad (6b)$$

where $\operatorname{erfc}(u) = \frac{2}{\sqrt{\pi}} \int_u^\infty \exp(-v^2) dv$ is the complementary error function. Thus, z_0 evolves like a classical particle under the effect of a potential $\Pi(z_0)$. This provides a qualitative understanding of the soliton emission: for the linear case ($a = 0$) the center of the cloud is located at the bottom of the Gaussian trap, which corresponds to its fundamental eigenstate [Fig. 1 (a)]; as a_* takes more negative values the effective trapping of the cloud is deformed and the minimum of the equivalent potential moves to the region with $z > 0$. Fig. 2 shows the equivalent potentials Π given by Eq. (6b) for different values of $a_* < 0$. Fig. 2(a) shows the effective potential for $a_* = 0$. As a_* is decreased there is a limiting value a_{cr} for which the potential $\Pi(0) = \Pi(\infty)$ [Fig. 2(b)], thus if the atom cloud is initially placed at $z_0 = 0$ it will oscillate around the minimum and escape $z_0(\tau) \rightarrow \infty$ for $\tau \rightarrow \infty$, a phenomenon which is called soliton emission [18]. The critical value of a_* that corresponds to the threshold for soliton emission can be obtained within our formalism from the condition, $\Pi(0) = \Pi(\infty)$ which yields to:

$$Na_{cr} = \frac{\sqrt{8\pi}V_0}{\hbar\nu_\perp} \frac{wL}{\sqrt{L^2+w^2}} \left[\operatorname{erfc} \left(\frac{\sqrt{2}D}{w} \right) - 2 \right]^{-1} \quad (7a)$$

$$\approx -\frac{\sqrt{8\pi}V_0}{\hbar\nu_\perp} \frac{wL}{\sqrt{L^2+w^2}} \approx 5.0\Delta \frac{L}{w}, \quad (7b)$$

the first approximation is valid for $D \gtrsim w$ and the second for $V_0 = \Delta\hbar\nu_\perp$, with $\Delta < 1$, which provides a shallow trap with $w \gg L$. We have found that the ratio between the exact numerical value and the prediction from Eq. (7a) is a factor 1.15 which is essentially due to the specific choice of the ansatz. In fact, once the soliton is emitted the wavefunction takes a hyperbolic secant shape and its width differs from the Gaussian by a similar factor. However, taking a sech profile as variational ansatz does not yield to analytical results with the potentials we have considered.

For more negative values of $a < a_{cr}$ not only the soliton is outcoupled from the system but also it propagates with a finite asymptotic speed in the nonlinear medium. An example of the effective potential for $a = 1.2a_{cr}$ is shown in Fig. 2(c) and the corresponding soliton emission in Fig. 2(d), for a ^7Li condensate such as that of Ref. [8]

Partial outcoupling and multisoliton emission.- A deeper numerical exploration based on Eq. (3) reveals more interesting effects which are beyond the averaged lagrangian description. An example is shown in Fig. 3 for parameter values $V_0 = \hbar\nu_\perp/2$, $\nu_\perp = 1\text{KHz}$, $L = 4r_\perp$, $D = 2.5L$, $N = 3 \cdot 10^5$, $w = 5.4r_\perp$. The vertical axis in each figure is time from $t = 0$ to $t = 1\text{s}$ and the horizontal width of each window is $100r_\perp \approx 300\mu\text{m}$. When $a_* = 0.9a_{cr}$ the atom cloud is only slightly deviated to the region with $a < 0$ [Fig. 3 (a)]. Decreasing a_* down to $a_* = 1.95a_{cr}$ leads to the phenomenon of soliton emission with some remnant staying on the optical dipole trap [Fig. 3(b)]. However, as a_* is made more and more negative we obtain the emission of an integer number of solitons.

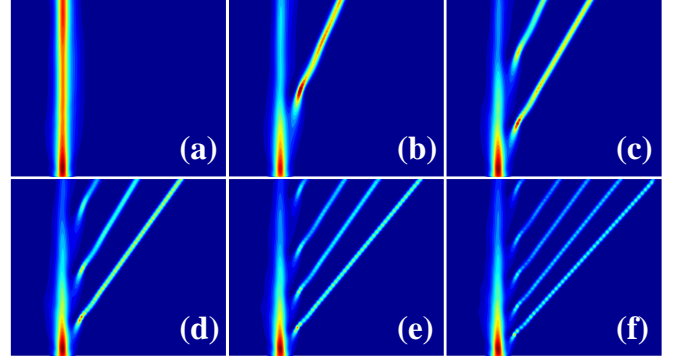


FIG. 3: [Color Online] Multiple emission of atomic solitons from a BEC reservoir for different values of a_* : (a) $a_* = 0.9a_{cr}$, (b) $a_* = 2.0a_{cr}$, (c) $a_* = 3.3a_{cr}$, (d) $a_* = 4.8a_{cr}$, (e) $a_* = 6.5a_{cr}$, (f) $a_* = 8.7a_{cr}$. The vertical axis in each figure is time from $t = 0$ to $t = 1\text{s}$ and the horizontal width of each window is $100r_\perp \approx 300\mu\text{m}$. The rest of the parameters are the same as for the inset of Fig. 2, except $D = 2.5L$.

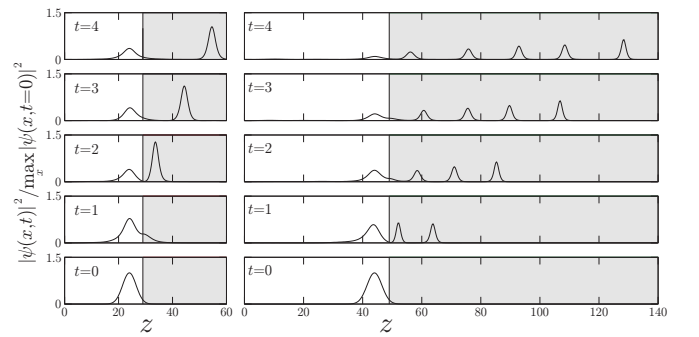


FIG. 4: Soliton emission for $D = 2.5L$ and five different times from 0 to 1s. Left: Emission of a single soliton for $a = 1.1a_{cr}$. Right (b) Emission of five solitons for $a = 4.4a_{cr}$.

The phenomenon of partial emission can be qualitatively understood with the variational method. As it can be seen in Fig. 2 the effective potentials Π have only one minimum for $D = 2.0L$. However if the value of D is increased to say $D = 2.5L$, the potential Π for values close

to a_{cr} presents one maximum between two adjacent minima. This configuration of the effective potential causes the split of the matter wave in two parts: one remains in the trap and the other is emitted as a soliton.

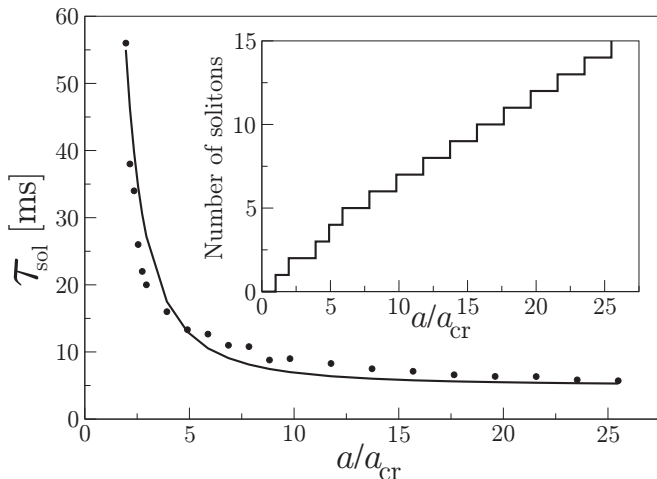


FIG. 5: Average time interval τ_{sol} between the emission of two solitons as a function of a_*/a_{cr} . The curve follows a law of the type $\tau \propto a_*^{-2}$ (solid curve). Inset: Number of solitons emitted as a function of a_*/a_{cr} .

From our numerical exploration we have found some regularities that are noticeable. In first place, as it can be appreciated from Fig. 3, the velocities of the outgoing pulses are almost equal. Secondly, the intervals of emission are very regular and decrease with the effective nonlinearity with a law of the form $\tau \sim (a_*/a_{cr})^{-2}$. Finally, the values of the scattering length required for outcoupling several solitons are almost exact multiples of $a_{cr}N$ as it is clear by the approximate linear dependence of the number of solitons emitted in the inset of Fig. 5. This can be interpreted as the requirement of a critical effective nonlinearity remaining in the trapped cloud for the formation of every soliton. Finally, we must comment from Fig. 4 that the amplitude of the emitted solitons decays from the first one of the burst to the last approximately in a 30%, depending on the number of pulses.

Discussion and conclusions.— These regular and controllable soliton trains could be realized with any atomic specie for which the scattering length could be made negative on a region of the space. This has been done with several atomic species such as ^7Li , ^{85}Rb and ^{133}Cs . Taking for instance the experimental parameters of Ref. [8] for Lithium and assuming 3×10^5 atoms in the optical dipole trap we obtain that a few (2-3) solitons could be emitted for a depth of $V_0 = \hbar\nu_\perp/2$. However, increasing the initial particle number in the zero-scattering length region could allow the observation of soliton trains with a higher number of solitons, e.g. for 3×10^6 we estimate up to $N_{sol} \sim 20$. For ^{85}Rb and taking parameter data

from Ref. [19] we estimate about 25. Even more interesting effects could be obtained with Cesium, for which experimental data of Ref. [20] lead to an estimate of $N_{sol} \sim 200$. In all cases these numbers can be raised or lowered by acting on the parameters: a_* , N , D and V_0 .

In summary, we have proposed a novel mechanism for outcoupling coherent matter wave pulses from a Bose-Einstein Condensate. Our system is able to perform a regular and controllable emission of atomic soliton bursts that are easily extracted by an adequate choice of the control parameters. Using this mechanism a train of even several hundred of solitons could be coherently outcoupled from a condensate. As the techniques for coherently feeding the remaining condensate progress our idea could provide an outcoupling mechanism for a continuous atomic soliton laser.

This work was supported by Ministerio de Educación y Ciencia, Spain (projects FIS2004-02466, BFM2003-02832, network FIS2004-20188-E) and by Xunta de Galicia (project PGIDIT04TIC383001PR).

-
- [1] M. H. Anderson, *et al.*, Science **269**, 198 (1995); K. B. Davis, *et al.*, Phys. Rev. Lett. **75**, 3969 (1995).
 - [2] M. -O. Mewes, *et al.*, Phys. Rev. Lett. **78**, 582 (1997).
 - [3] I. Bloch, T. W. Hänsch and T. Esslinger, Phys. Rev. Lett. **82** (1999) 3008.
 - [4] E. Hagley *et al.*, Science **283** (1999) 1706.
 - [5] I. Bloch *et al.* Phys. Rev. Lett. **87**, 030401-1 (2001), M. Kohl *et al.* Phys. Rev. Lett. **87**, 160404 (2001), M. Kohl *et al.* Phys. Rev. A **65**, 021606 (2002).
 - [6] J. L. Martin, C. R. McKenzie, N. R. Thomas, D. M. Warrington and A. C. Wilson, J. Phys. B: At. Mol. Opt. Phys. **33** (2000) 3919.
 - [7] B. Mohring, M. Bienert, F. Haug, G. Morigi, W. P. Schleich, and M. G. Raizen Phys. Rev. A **71** (2005) 053601.
 - [8] K. E. Strecker, *et al.*, Nature **417**, 150 (2002).
 - [9] L. Khaykovich, *et al.*, Science **296**, 1290 (2002).
 - [10] L. D. Carr and J. Brand, Phys. Rev. A **70**, 033607 (2004).
 - [11] H. Ott, *et al.*, Phys. Rev. Lett. **87**, 230401 (2001); W. Hänsel, *et al.*, Nature **413**, 498 (2001). *ibid.* **78**, 985 (1997).
 - [12] S. Inouye, *et al.*, Nature **392**, 151 (1998).
 - [13] M. Theis, *et al.*, Phys. Rev. Lett. **93**, 123001 (2004).
 - [14] D. M. Stamper-Kurn, *et al.*, Phys. Rev. Lett. **80**, 2027 (1998).
 - [15] J. P. Martikainen, Phys. Rev. A **63**, 043602 (1999).
 - [16] V. M. Pérez-García, H. Michinel, and H. Herrero, Phys. Rev. A **57**, 3837 (1998).
 - [17] V. M. Pérez-García, *et al.*, Phys. Rev. Lett. **77** 5320 (1996).
 - [18] E. M. Wright, *et al.*, Phys. Rep. **194**, 309 (1990); H. Michinel, Int. J. Optoelectron. **11**, 277 (1997).
 - [19] J. L. Roberts, *et al.*, Phys. Rev. Lett. **86**, 4211 (2001); E. A. Donley, *et al.*, Nature **412**, 295 (2001).
 - [20] T. Weber, *et al.*, Science **299**, 232 (2003).