

Interstitial gas and density-segregation of vertically-vibrated granular media

M. Klein^{1,2}, L.L. Tsai^{1,3}, M.S. Rosen¹, T. Pavlin¹, D. Candela⁴ and R.L. Walsworth^{1,2}

¹*Harvard-Smithsonian Center for Astrophysics, Cambridge, Massachusetts 02138*

²*Department of Physics, Harvard University, Cambridge, Massachusetts 02138*

³*Harvard-MIT Division of Health Sciences and Technology, Cambridge, Massachusetts 02139*

⁴*Physics Department, University of Massachusetts, Amherst, Massachusetts 01003*

(Dated: December 2, 2024.)

We report experimental studies of the effect of interstitial gas on mass-density-segregation in a vertically-vibrated mixture of bronze and glass spheres. Sufficiently strong vibration in the presence of interstitial gas induces vertical segregation into sharply separated bronze and glass layers. We find that the segregated steady state (*i.e.*, bronze or glass layer on top) is a sensitive function of gas pressure and viscosity, as well as vibration frequency and amplitude. We present a qualitative physical picture for this segregation behavior based on the key roles played by gas drag and vibration-induced pressure gradients, and the resultant competition between density-dependent particle mobility and bulk separation of particle species in the presence of gas flow.

PACS numbers: 45.70.Mg, 45.70.Qj, 64.75.+g

Vibrated granular media exhibit characteristics both similar to and distinct from solids, liquids, or gases, with important open questions about the applicability of hydrodynamic theories and the emergence of patterns and order [1, 2, 3]. For example, recent vibrated-granular-media experiments have investigated the mechanisms by which interstitial gas affects the motion of large intruder particles [4, 5, 6] and causes heaping in bulk granular media [7]. Particularly dramatic was the recent experiment by Burtally *et al.* [8], which demonstrated the necessity of interstitial air (in contrast to vacuum) for spatial segregation (vertical layering) by particle *mass density* in a binary granular medium that is vertically vibrated in a sealed cell. This result begs the question of mechanism: how is the interstitial gas so profoundly affecting the density-ordering of a vibrated binary granular system; and in particular, what happens when the interstitial gas pressure, viscosity, and pressure gradients are varied? In this Letter we report an experimental study that addresses these questions, and informs a qualitative physical picture of density segregation.

Our experimental setup was similar to that of [8]. The granular mixture consisted of solid spheres of bronze and soda lime glass of diameter $d = 98 \pm 8 \mu\text{m}$, where 90% of both types of particles fell within this range. The respective mass densities of the bronze and glass are 8.9 g/cm^3 and 2.5 g/cm^3 . We used a volume mixing ratio of glass:bronze = 3:1, except where noted below. To reduce moisture and static charge buildup, we heated the granular mixture in an electrically grounded brass pan for 3–5 minutes before each set of data-taking runs, performed over times $\lesssim 3$ hours.

We placed the sample inside a sealed, rectangular borosilicate glass cell of width 46 mm, height 50 mm, and depth 10 mm, mounted on a vibration platform (Fig. 1). The height of the granular mixture in the sample cell was approximately 20 mm for all data runs. An electromechanical shaker vertically vibrated the cell with vertical

(z) position: $z(t) = A \sin(2\pi f t)$. We characterized this vibration by the frequency f and dimensionless acceleration $\Gamma \equiv A\omega^2/g$, where $\omega = 2\pi f$ and g is the acceleration of gravity. We vibrated the cell over the range $f = 0$ –200 Hz and $\Gamma = 0$ –20. Over this range the particles did not interact with the top of the sample cell. A pair of accelerometers continuously monitored the vibration in three dimensions. We ensured that horizontal accelerations (Γ_x and Γ_y) were always smaller than unity, and limited variation in the vertical acceleration (Γ_z) to no more than 0.1 across the width of the platform. A gas-delivery system controlled the interstitial gas type and pressure inside the sample cell ($P = 0$ –1000 Torr ± 3 Torr), without affecting the mechanical properties of the cell. We performed experiments with either N_2 or Ne gas, which have respective viscosities $\eta = 17.9$ and $32.1 \mu\text{Pa}\cdot\text{s}$ at room temperature (here η is independent of P for $P \gtrsim 25$ Torr). For this range of experimental conditions, the vibrated grains moved relative to the interstitial gas with Reynolds number $Re \approx 0.01$ –1; hence viscous drag was usually larger than inertial drag. Importantly, there was no gas flow in and out of the sealed sample cell: thus, vertical gradients in the gas pressure were created across the vibrated particle bed, inducing bulk gas flow through the granular medium (with velocity $\sim \nabla P \sim P$) [7].

To avoid hysteretic effects, we operated with the initial condition of a fully mixed, flat-topped sample, obtained by shaking under vacuum [7, 8]. We then admitted the desired gas; observed visually and with video recording the steady-state reached for long-term vibration with constant Γ and f , as well as the behavior exhibited on the approach to the steady-state; removed the gas; and returned the sample to its initial mixed configuration before another run of the experiment.

Using this apparatus, we observed steady-state patterns of vibration-induced density-segregation (see Fig. 2) consistent with the schematic results of Burtally

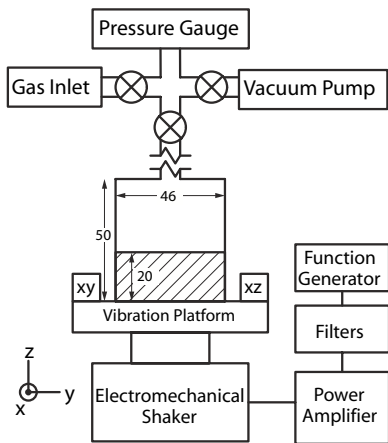


FIG. 1: Schematic of the apparatus, not to scale. Accelerometers are labeled by their sensitive axes (xy and xz). Dimensions are given in mm. The cell depth along the x -axis is 10 mm (not shown)

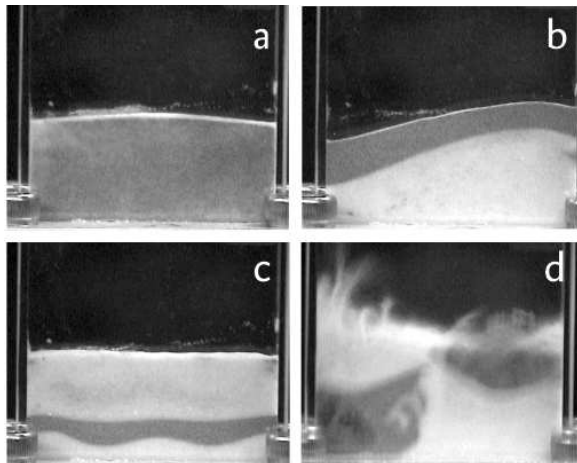


FIG. 2: Examples of steady-state behavior induced by vertical vibration. (a) The mixed state, which occurs under vacuum and was used as the initial condition for most experiments. (b) Bronze-on-top; N_2 interstitial gas at $P = 500$ Torr, $\Gamma = 8.7$, $f = 90$ Hz. Photomicrography shows the boundary between the bronze and glass layers to be only one or two grain diameters thick. (c) Glass-on-top; same parameters as (b), except $\Gamma = 10.8$. Often a glass layer also forms below the bronze layer. (d) Unstable pattern formation; N_2 interstitial gas at $P = 800$ Torr, $\Gamma = 14$, $f = 50$ Hz.

et al. [8]. We then studied the dependence of density-segregation on gas properties, and developed a qualitative physical picture in which density-segregation arises from a single underlying mechanism: the relative motion of grains and gas tend to induce a spatial separation of heavy and light grains because gas-drag acceleration is mass-dependent, scaling as $a_{drag} \sim v^n/m$ (where v is the relative gas/grain velocity, $n = 1$ for viscous drag and $n = 2$ for inertial drag, and m is the grain mass). This mass-dependent acceleration leads to two competing ef-

fects: (i) the heavier bronze particles are more mobile than the glass spheres when vertically vibrated in the presence of interstitial gas; and (ii) the lighter glass particles are preferentially dragged in the direction of bulk gas flow relative to the particle bed.

Thus, the “bronze-on-top” steady state is favored by conditions in which the upward grain velocity during the upward stroke of each cycle (the same for both bronze and glass grains in the dense-bed regime we are studying) is greater than any upward velocity of bulk gas flow within the sample cell (driven by vibration-induced pressure gradients). Alternatively, the “glass-on-top” steady-state is favored when there is a net upward gas flow during the upward stroke of the shaker, with gas flow velocity $>$ upward grain velocity. Notably, we found that the glass-on-top state *never occurred* when upward gas flow due to gas pressure gradients was inhibited by placing the sample in a cell with a gas-permeable bottom [9]. In contrast, other interactions in the vibrated cell do not distinguish between grain masses in a manner that can induce density-segregation: g is independent of mass; the shaker gives all grains the same initial upward velocity during each cycle of the vibration; collisions randomize grain motion isotropically (far from the container walls); and the sample size is large enough that force chains across multiple grains are insignificant [10].

In support of this qualitative picture, we determined from visual and video observations that the heavier bronze particles are more mobile than the glass particles in the presence of interstitial gas. For example, we determined that the local expansion (dilation) of the granular bed under vibration is greater for regions with a larger bronze concentration. These dilated, lower-particle-density regions then effectively attract particles, preferentially the more mobile bronze. The cycle continues until full segregation of the bronze and glass particles occurs [8]. From our observations we determined the following scenario for a typical vibration cycle: initially the bed of particles is released upwards as the base reaches its largest velocity $= A\omega = \Gamma g/\omega$; the base then decelerates, reaches its highest z -value, and moves down, leaving a gap with few if any particles (since the base moves faster than the particles fall); gas from above and inside the bed moves to fill the void, creating a downward gas flow, which contributes to dilation of the bed and thus to relatively greater mobility of the bronze particles, and also tends to carry the lighter glass particles down; the base then reaches its lowest z and moves upwards, compressing the gas in the gap; the resulting pressure gradient causes upward gas flow, which also helps dilate the bed and carries glass particles upwards; the base then hits the particles, compressing and releasing the bed, and the cycle continues. As shown in a previous experiment [4], a key asymmetry in the vibration cycle is that the largest gas pressure gradient is generated as the granular bed is compressed against the cell bottom: thus the peak up-

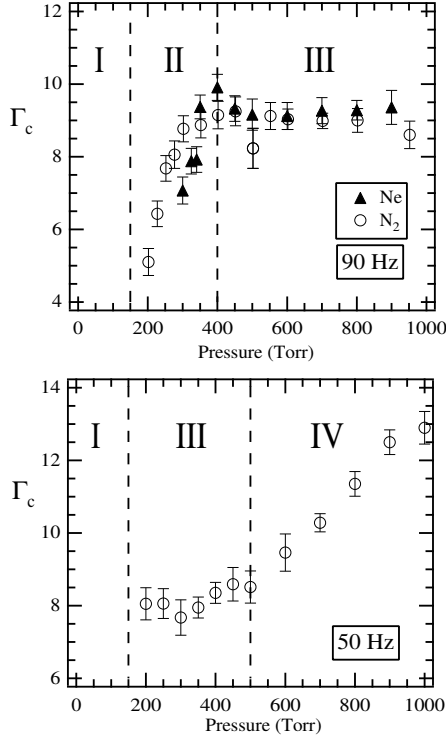


FIG. 3: Measured gas pressure dependence of the critical value of the dimensionless acceleration (Γ_c) delineating the change from the bronze-on-top to glass-on-top steady states. (a) $f = 90$ Hz vibration frequency, comparing N_2 and Ne interstitial gas. (b) $f = 50$ Hz, N_2 gas only; the glass-on-top state does not occur at this frequency for Ne. Four approximate pressure regimes of characteristic Γ_c behavior are indicated.

ward gas flow velocity and drag typically exceed that of the downward flow. In experiments using the cell with a gas-permeable bottom (*i.e.*, with minimal gas pressure gradients and upward gas flow), we observed greatly decreased particle mobility and bed expansion. In particular we found that Γ had to be increased by about a factor of two (by increasing the amplitude A) to induce bronze-on-top segregation; and, as noted above, glass-on-top segregation never occurred.

To characterize the competing effects of gas drag — *i.e.*, density-dependent particle mobility and bulk separation of particle species in the presence of gas flow — we performed experiments focusing on the typically sharp boundary in vibration amplitude parameter space between the stable bronze- and glass-on-top states. In particular, we determined the critical value of the dimensionless acceleration (Γ_c) that delineates the change from bronze-on-top to glass-on-top steady states, as a function of gas pressure (P) and for characteristic high and low vibration frequencies (50 and 90 Hz) and gas viscosities (Ne and N_2).

Each value of Γ_c , plotted in Fig. 3, is an average be-




FIG. 4: Time-resolved images illustrating the transition from initial mixed state [like Fig. 2(a)] to glass-on-top steady-state. (a) Regime II: N_2 gas, $P = 250$ Torr, $\Gamma = 8.9$, $f = 90$ Hz. (b) Regime III: N_2 gas, $P = 500$ Torr, $\Gamma = 10.8$, $f = 90$ Hz.

tween the highest Γ to yield bronze on top (Γ_{b-hi}) and the lowest Γ to yield glass-on-top (Γ_{g-lo}), as determined by repeated sets of experimental runs. Uncertainty in the determination of Γ_c comes from several sources: irreproducibility of Γ_{b-hi} and Γ_{g-lo} , which contributed an uncertainty $\delta\Gamma_1 \approx 0.1$; spatial variation of Γ_{b-hi} and Γ_{g-lo} across the width of the platform, with associated uncertainty $\delta\Gamma_2 \approx 0.1$; and the systematic offset $\delta\Gamma_3 = \Gamma_{b-hi} - \Gamma_{g-lo}$, which varied from ≈ 0 – 0.5 for differing experimental conditions. The total uncertainty for each plotted value of Γ_c is $\Delta\Gamma_c = (\delta\Gamma_1 + \delta\Gamma_2)^{1/2} + \delta\Gamma_3$.

From the measurements of Γ_c vs. P , and associated observations of bed dynamics, we identify four characteristic regimes of behavior, as indicated in Fig. 3.

Regime I — At low gas pressure (below about 200 Torr for N_2 and 300 Torr for Ne) the two species remain mixed or do not fully segregate, and so Γ_c is undefined. In this low-pressure regime, the gas velocity driven through the particle bed by vibration-induced pressure gradients is small ($v \sim \nabla P \sim P$); hence there is minimal bed dilation and little observed difference in the mobility of glass and bronze particles.

Regime II — At moderate gas pressures for $f = 90$ Hz, density segregation occurs with the top of the vibrated particle bed remaining approximately flat; *i.e.*, with minimal heaping, see Fig. 4(a). As P is increased, the observed bed dilation and particle mobility increase, the bronze-on-top steady state is reached more quickly (for $\Gamma < \Gamma_c$), and Γ_c becomes larger. This behavior is consistent with increases in gas pressure acting to increase both upward and downward gas flow velocity and drag in each vibration cycle, thereby enhancing the difference in bronze and glass particle mobility — which favors the bronze-on-top state. Thus, to induce the glass-on-top state at increased gas pressure, a larger A (and hence a larger Γ_c) is required: this creates a bigger gap at the cell bottom during each vibration cycle, which leads to increased peak upward gas flow velocity and hence greater selective upward drag on the glass particles, while not significantly increasing the downward gas flow. For $f = 90$ Hz, we observed similar dynamics

and steady states for N₂ and Ne interstitial gases. This viscosity-independence is consistent with the largely offsetting effects of gas drag in this regime: enhancing the relative mobility of bronze particles while also carrying glass particles upwards through the bronze phase. For $f = 50$ Hz, Regime II behavior (segregation without sample heaping) does not occur, since for this low vibration frequency (and hence large vibration velocity $\approx \Gamma g/\omega$) sample heaping ensues in Regime I, *i.e.*, at P below that required for density segregation.

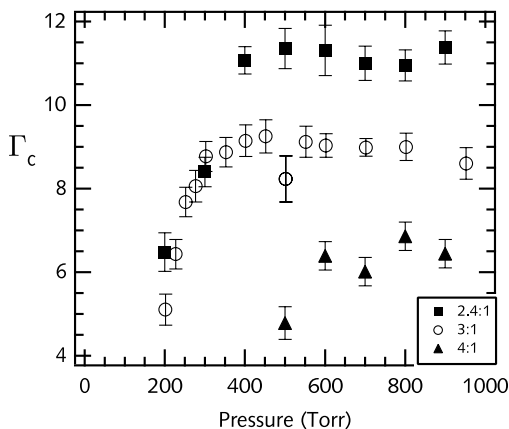


FIG. 5: Measured Γ_c variation with N₂ gas pressure at $f = 90$ Hz, for three glass:bronze mixing ratios, 2.4:1 (squares), 3:1 (circles), and 4:1 (triangles). As the bronze fraction grows, the thickness of the bronze-on-top layer increases, which suppresses the mobility of the underlying glass particles and increases Γ_c .

Regime III — Above a gas pressure threshold, the glass-on-top state is reached via a “spill-over” mechanism in the presence of sample heaping, as illustrated in Fig. 4(b). For $\Gamma \geq \Gamma_c$ the sample quickly forms a transient bronze-on-top layer, as heaping occurs across the width of the bed. The heaping builds until the bronze layer surpasses the angle of marginal stability [3]. Particles slide down the heap, with partial replenishment via convective upflow in the bronze layer. Glass particles then break through at the top of the heap and spill over, forming the glass-on-top steady-state. Particle-bed heaping is known to arise from vibration-induced pressure gradients and bulk gas flow, with a steepness that is largely pressure- and viscosity-independent [7]. Correspondingly, our measurements of Γ_c show little dependence on P and η in Regime III at $f = 90$ Hz. For sufficient increase in viscous drag, however, the spill-over mechanism is inhibited relative to the convective replenishment of the bronze layer. In particular, the glass-

on-top state cannot be achieved for Ne gas and $f \lesssim 75$ Hz, and for N₂ gas and $f \lesssim 40$ Hz, which is consistent with the scaling of the viscous drag force on η and f , $F_v \sim \Gamma_c \eta / f$, with Γ_c near the typical value for Regime III.

Regime IV — Inertial drag becomes significant ($Re \sim 1$) for N₂ gas $P \gtrsim 500$ Torr at $f = 50$ Hz. In this regime Γ_c increases with P because the inertial-drag-induced difference in bronze and glass mobility grows with pressure, inhibiting the spill-over mechanism and requiring a larger vibration amplitude A (and hence larger Γ_c) to provide additional upward drag on the glass particles.

Finally, we note that density-segregation depends in detail on system parameters such as the particle mixing ratio. For example, a bronze-on-top layer weighs down and restricts the mobility of the underlying glass particles, as demonstrated in Fig. 5: introducing more (less) bronze into the system requires a larger (smaller) Γ_c to bring glass to the top. Further study of these and related issues will be needed to establish a full, quantitative understanding of the effect of interstitial gas on density-segregation in vertically-vibrated granular media.

This work was supported by NSF Grant No. CTS-031006.

-
- [1] H.M. Jaeger, S.R. Nagel and R.P. Behringer, *Rev. Mod. Phys.* **68**, 1259 (1996).
 - [2] J. Duran, *Sands, Powders, and Grains* (Springer-Verlag, New York, 2000).
 - [3] G.H. Ristow, *Pattern Formation in Granular Materials* (Springer-Verlag, New York, 2000).
 - [4] X. Yan, Q. Shi, M. Hou, K. Lu and C.K. Chan, *Phys. Rev. Lett.* **91**, 14302 (2003).
 - [5] M.E. Möbius, B.E. Lauderdale, S.R. Nagel and H.M. Jaeger, *Nature* **414**, 270 (2001).
 - [6] M.A. Naylor, M.R. Swift and P.J. King, *Phys. Rev. E* **68**, 012301 (2003).
 - [7] H.K. Pak, E. Van Doorn and R.P. Behringer, *Phys. Rev. Lett.* **74**, 4643 (1995).
 - [8] N. Burtally, P.J. King and M.R. Swift, *Science* **295**, 1877 (2002).
 - [9] The cell was made of Lexan with a bottom of steel mesh. Sealing the bottom restored all segregation phenomena observed with the sealed glass cell. In a related recent experiment [N. Burtally *et al.*, *Granul. Matter* **5**, 57 (2003)], no density segregation was observed for a cell with a gas-permeable bottom and top.
 - [10] Y. Nahmad-Molinari, G. Canul-Chay and J.C. Ruiz-Suárez, *Phys. Rev. E* **68**, 041301 (2003).