

Intervalley-Scattering Induced Electron-Phonon Energy Relaxation in Many-Valley Semiconductors at Low Temperatures

M. Prunnila^{1,*}, P. Kivinen², A. Savin³, P. Törmä², and J. Ahopelto¹

¹VTT Information Technology, P.O.Box 1208, FIN-02044 VTT, Finland

²NanoScience Center, Department of Physics, University of Jyväskylä, P.O.Box 35, FIN-40014 Jyväskylä, Finland and

³Low Temperature Laboratory, Helsinki University of Technology, P.O.Box 2200, FIN-02015 HUT, Finland

(Dated: February 8, 2020)

We report on the effect of elastic intervalley scattering on the energy transport between electrons and phonons in many-valley semiconductors. We derive a general expression for the electron-phonon energy flow rate at the limit where elastic intervalley scattering dominates over diffusion. Electron heating experiments on heavily doped n-type Si samples with electron concentration in the range $3.5 - 16.0 \times 10^{25} \text{ m}^{-3}$ are performed at sub-1 K temperatures. We find a good agreement between the theory and the experiment.

PACS numbers: 63.20.Kr, 44.90.+c

Keywords: electron-phonon interaction, energy relaxation, disordered semiconductors

Since the low temperature hot electron experiments by Roukes *et al.* [1], the energy transport between electrons and phonons has continued to be a topical subject. Recently, there has been significant experimental and theoretical interest in the electron-phonon (e-ph) energy relaxation in metals and semiconductors at low temperatures [2, 3, 4, 5, 6, 7, 8]. The understanding of thermal e-ph coupling is important for several low temperature devices such as microbolometers, calorimeters and on chip refrigerators [4, 9]. This coupling plays also an important role in correct interpretation of low temperature experiments [5] and the e-ph energy relaxation rate gives direct information about phonon mediated electron dephasing [10].

Interaction between electrons and phonons is strongly affected by the disorder of the electron system and, therefore, the problem is commonly divided into two special cases: pure and impure (or diffusive) limit of e-ph interaction. The cross-over between these two regions is defined as $ql = 1$, where q is the phonon wavevector and l the electron mean free path. If the whole phonon system is to be considered then the phonon wavevector can be conveniently replaced by the thermal phonon wave vector $q_T = k_B T / \hbar v$, where T is the temperature of the lattice and v the sound velocity. Recent theory for single-valley semiconductors [8] predicts that the e-ph energy relaxation is strongly enhanced when the system enters from the pure limit ($ql > 1$) to the diffusive limit ($ql < 1$). The behavior is the opposite in comparison to metals where it is well known, since the pioneering work by A. B. Pippard [11], that the disorder of the electron system tends to suppress the e-ph energy relaxation (see also Ref.[2]). In semiconductors, due to small electron density, the e-ph interaction can be described by deformation potential coupling constants, which do not depend on the electronic variables, while in metals the coupling strongly depends on the electron momentum [12]. This fundamental difference eventually leads to disorder enhancement of the

relaxation in the diffusive limit in single-valley semiconductors [8].

In many-valley semiconductors the situation is further altered due to intervalley scattering, which is the topic of our work. We approach the e-ph energy transport problem by first considering the phonon energy attenuation rate due to electrons (or phonon-electron energy relaxation rate). This procedure is attractive, because it enables straight forward comparison between our work and previous literature, which has concentrated mainly on ultrasonic attenuation [13, 14, 15, 16, 17]. We derive expression for the total e-ph energy flow rate (by using the phonon energy attenuation rate) and perform low temperature electron heating experiments to heavily doped n-type silicon samples. We find excellent agreement between the theoretical and the experimental e-ph temperature responses.

As discussed above the electron-phonon coupling in

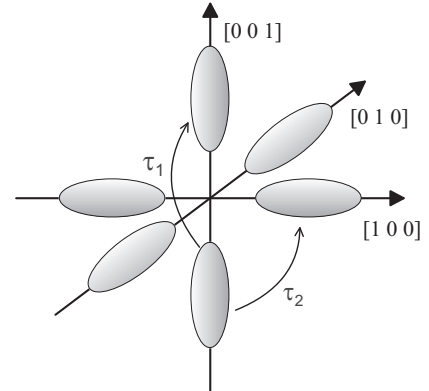


FIG. 1: Schematic illustration of the constant energy ellipsoids of Si conduction band valleys. The valleys are located close to X-point in the first Brillouin zone. Elastic scattering rates $1/\tau_1$ and $1/\tau_2$ couple the different classes of the valleys.

semiconductors can be described through deformation potential coupling constants, which do not depend on the electron variables (in a single valley). For example, in Si the strain induced conduction band energy shift is [18]

$$\Delta_i = \Xi_d(\varepsilon_{xx} + \varepsilon_{yy} + \varepsilon_{zz}) + \Xi_u \varepsilon_{ii}, \quad (1)$$

where $i = 1, 2, \dots, 6$ is the valley index (see Fig. 1), $\varepsilon_{\alpha\beta} = \frac{1}{2}(\partial u_\alpha / \partial \alpha + \partial u_\beta / \partial \beta)$ is the symmetric strain component of displacement \mathbf{u} (ε_{ii} is the component along the valley axis), and Ξ_d (Ξ_u) is the dilatational (uniaxial) deformation potential constant. When an acoustic phonon propagates through a many-valley electron system the strain field associated with the phonon makes the band edges of the valley minima oscillate according to Eq. (1). In the diffusive long wavelength limit the phonon momentum itself cannot transfer the electrons from one minima to another, because this process would require $q \sim 1/a$ (a is the lattice constant). Then the electron nonequilibrium, generated by the acoustic field, relaxes towards local equilibrium by two processes: diffusion and elastic intervalley impurity scattering. When the strain lifts the valley degeneracy elastic intervalley scattering provides a path for the electron system to relax towards local equilibrium. This path is favorable if the time scale related to diffusion over length $\sim q^{-1}$ is sufficiently large, i.e., when $q^2 D < 1/\tau_{iv}$, where $1/\tau_{iv}$ is the elastic intervalley transition rate (D is the diffusion coefficient). In the case of Si the coaxial valleys that are coupled via rate $1/\tau_1$ are always equivalent. Thus in the place of $1/\tau_{iv}$ we should use rate $1/\tau_2$, which couples the perpendicular valleys (see Fig. 1).

By using a Boltzmann equation approach - described, e.g., in Ref. [13] - and using Eq. (1) we find that phonon-electron energy relaxation rate is [19]

$$(\tau_{q\lambda})^{-1} = \frac{2\nu_1(\varepsilon_F)}{\rho_d v_\lambda^2} \frac{\omega_{q\lambda}^2 \tau_{eff}}{1 + \omega_{q\lambda}^2 \tau_{eff}^2} \Phi_\lambda, \quad (2)$$

where we have assumed linear dispersion relations $\omega_{q\lambda} = v_\lambda q$ (λ is the mode index). In the case of Si the effective relaxation rate $1/\tau_{eff} = 6/\tau_2$ and the factor $\Phi_\lambda = 2\Xi_u^2 [\sum_i (\hat{q}_i e_i)^2 - \frac{1}{3}(\hat{\mathbf{q}} \cdot \mathbf{e})^2]$, where $\hat{\mathbf{q}} = \mathbf{q}/|\mathbf{q}|$ and \mathbf{e} ($|\mathbf{e}| = 1$) is the phonon polarization ($i = x, y, z$) [20]. $\nu_1(\varepsilon_F)$ and ρ_d are the (single spin and valley) density of states at Fermi level and density of the crystal, respectively. We have especially chosen to write $1/\tau_{q\lambda}$ in the form of Eq. (2), because this form is actually fully general. In the general case Φ_λ depends on the details of Δ_i (and on the number of valleys) and for the effective relaxation rate we have $1/\tau_{eff} \propto 1/\tau_{iv}$. There is also a single valley contribution arising from electron number density fluctuation in the valleys, but this term is small due to strong screening: the ratio between single valley and many-valley phonon-electron energy relaxation rate

scales roughly as q^2/κ^2 , where κ is the inverse of the screening length [16].

We can describe a degenerate electron system by an equilibrium distribution at temperature T_e . This holds even in the presence of net heat flow between electrons and phonons. The heat flow only creates a non-equilibrium between the electrons and phonons, which relaxes towards equilibrium at rate $1/\tau_{q\lambda}$ per single phonon mode. By following Perrin and Budd [21] this non-equilibrium can be expressed using the relaxation time approximation of the phonon-electron collision integral

$$\left(\frac{\partial N(\omega_{q\lambda})}{\partial t} \right)_{ph-e} = - \frac{N(\omega_{q\lambda}) - N_{T_e}(\omega_{q\lambda})}{\tau_{q\lambda}}, \quad (3)$$

where $N(\omega_{q\lambda})$ and $N_T(\omega_{q\lambda}) = [1 - \exp(\hbar\omega_{q\lambda}/k_B T)]^{-1}$ are the nonequilibrium and equilibrium phonon distribution functions, respectively. The total stationary heat flow P through the coupled electron-phonon system is the energy average of the collision integral:

$$P = \sum_\lambda \int \frac{d\mathbf{q}}{(2\pi)^3} \hbar\omega_{q\lambda} \left(\frac{\partial N(\omega_{q\lambda})}{\partial t} \right)_{ph-e}, \quad (4)$$

where the summation is performed over the acoustic eigenmodes of the crystal. The only experimentally meaningful situation is such that the phonon system is coupled to some thermalizing bath, which is at temperature T_0 . If the coupling is strong or P is small we can approximate $N(\omega_{q\lambda}) \simeq N_{T_{ph}}(\omega_{q\lambda})$, where T_{ph} is the (possibly local) phonon temperature, and Eq. (4) reduces to the familiar form:

$$P = F(T_e) - F(T_{ph}), \quad (5)$$

where $F(T)$ is the energy flow rate control function. Using Eqs. (2)-(5) and assuming that $(k_B T / \hbar \tau_{eff}^{-1})^2$ is clearly below unity the energy flow rate control function can be expressed in a closed form

$$\begin{aligned} F(T) &= \frac{\nu_1(\varepsilon_F) B_5}{\pi^2 \rho_d \hbar^5} \sum_\lambda \left\langle \frac{\Phi_\lambda}{v_\lambda^5} \right\rangle_\Omega \tau_{eff} (k_B T)^6 \\ &= \frac{2\nu_1(\varepsilon_F) \Xi_u^2 B_5}{45\pi^2 \rho_d \hbar^5 v_T^5} \left[\frac{17}{8} + \left(\frac{v_T}{v_L} \right)^5 \right] \tau_2 (k_B T)^6, \end{aligned} \quad (6)$$

where the first equality is valid for arbitrary many-valley system. The constant $B_5 = \int_0^\infty dx x^5 / [1 - \exp(x)] = 120\pi^6/945$ and $\langle \rangle_\Omega$ stands for average over a solid angle. The second equality applies for silicon and there we have further assumed that the phonon eigenmodes are isotropic and purely longitudinal ($\hat{\mathbf{q}} \parallel \mathbf{e}$) or transversal ($\hat{\mathbf{q}} \perp \mathbf{e}$) and that they are described by the respective sound velocities v_L and v_T .

TABLE I: The characteristics of the samples: N - carrier concentration, ρ_e - 1.5 K resistivity, l - electron mean free path, d - n^+ Si film thickness. All samples have 400 nm thick buried oxide layer.

sample	N (10^{25} m^{-3})	ρ_e ($10^{-5} \Omega \cdot \text{m}$)	l (nm)	d (nm)
A	3.5	1.04	5.06	70
F	6.7	0.63	5.42	58
G	12.0	0.51	4.54	58
H	16.0	0.44	4.34	58

Eq. (6) is valid when $(k_B T / \hbar \tau_{eff}^{-1})^2 < 1$ and $q_T^2 D < 1/\tau_{iv}$. At low temperatures the dominating condition is the latter and can be written also as $q_T l \sqrt{\tau_{iv}/\tau} < 1$, where τ is the momentum relaxation time. Condition $q_T l \sqrt{\tau_{iv}/\tau} = 1$ defines the crossover temperature below which elastic intervalley scattering induced electron-phonon relaxation dominates over diffusion. If τ_{iv} is not several orders of magnitude larger than τ this differs very little from the impure-pure threshold $q_T l = 1$.

Eq. (6) suggests that intervalley scattering induced electron-phonon energy relaxation rate $\tau_e^{-1} \propto \tau_{iv} T_e^4$, which can be seen from approximate rate equation $dP/dT_e \approx C_e \tau_e^{-1}$, where $C_e = \gamma T_e$ is the electron heat capacity. As the phonon mediated dephasing rate $1/\tau_i^{ph} \propto \tau_e^{-1}$ [10] we find an important relation $1/\tau_i^{ph} \propto \tau_{iv} T_e^4$.

Note that the single-valley contribution to the energy flow rate, calculated by Sergeev *et al.* [8], is several orders of magnitude smaller than Eq. (6) at small q_T , due to strong screening, even at modest electron densities. Thus the many-valley effect is expected to dominate at low temperatures. We have tested Eq. (6) experimentally in the case of n^+ Si:

The n^+ Si samples were fabricated on unbond silicon-on-insulator substrates. Properties of the samples are listed in Table I and a detailed description about the sample fabrication can be found in [22]. The sample geometry and the experiment is depicted in Fig. 2(a). In the experiments the samples were mounted on a sample holder of a dilution refrigerator. The electron and phonon temperatures were simultaneously measured by utilizing the superconductor-semiconductor-superconductor (S-Sm-S) thermometry [23] while the electron gas in the Si film was heated with a DC power density $P = \rho_e J^2$ created by electric current density J . Note that as the electronic coupling to the n^+ Si film is made via superconducting Al the heat flow in the experiment follows accurately a path electrons \rightarrow phonons \rightarrow substrate/sample holder (phonons) and, therefore, the experimental P is equal to the left-hand-side of Eq. (4). Heating of the electron gas can cause a substantial increase in the temperature of the phonon thermometer, as reported recently for a similar n^+ Si sample as discussed here [6]. To assure that the nonequilibrium phonon distribution (of the phonons that interact with the electrons in the Si layer) can be reason-

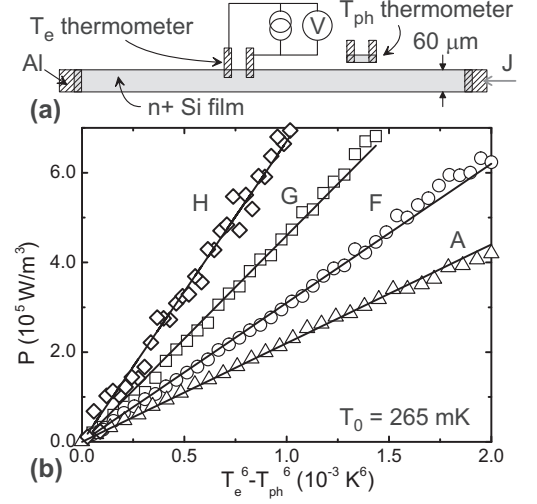


FIG. 2: (a) Schematic illustration of the sample geometry and the measurement setup. The $\sim 9500 \mu\text{m}$ long n^+ Si film is heated with a DC current density J . T_e and T_{ph} are measured using current biased S-Sm-S (Al-Si-Al) contacts (only the biasing circuit for T_e is depicted). T_{ph} thermometer is electrically isolated from the main Si film by a $\sim 1 \mu\text{m}$ gap. (b) The power density $P = \rho_e J^2$ vs. $T_e^6 - T_{ph}^6$ for samples with different carrier concentrations at bath temperature of 265 mK.

ably described with an equilibrium distribution function we consider heating power range where $(T_{ph} - T_0)/T_0$ is clearly below unity.

Fig. 2(b) shows the experimental power density vs. $T_e^6 - T_{ph}^6$ at bath temperature $T_0 \approx 265$ mK. The solid curves are least of square fits to $P = S(T_e^6 - T_{ph}^6)$ with the slope S as a single fitting parameter. We observe that the electron-phonon temperature response predicted by Eq. (6) describes all the samples extremely well. The slopes S are plotted against the electron density in Fig. 3 (left vertical axis). S increases as function of N , which is expected result, because $F(T)/T^6 \propto \nu_1(\varepsilon_F)$.

In order to perform more quantitative comparison between the theory and experiment we estimate the density of states from free electron gas expression $\nu_1(\varepsilon_F) = \nu_1^0(\varepsilon_F) = (m_{de}/2\pi\hbar^2) (3\pi^2 N/n)^{1/3}$, where we use valley degeneracy $n = 6$ and Si density of states mass $m_{de} = 0.322m_e$ (m_e is the free electron mass). For the other parameters we use the typical values for Si: $\Xi_u = 9.0$ eV, $\rho_d = 2.33 \times 10^3 \text{ kg m}^{-3}$, $v_{T(L)} = 4700$ (9200) m/s. Now the intervalley scattering time τ_2 can be determined from $S = F(T)/T^6$ [see Eq. (6)] and it is plotted on the right vertical axis of Fig. 3. The cross-over temperature from the condition $q_T l \sqrt{\tau_2/\tau} = 1$ is found to be ≈ 2 K (average from all the samples). Thus we are at $q_T l \sqrt{\tau_2/\tau} \ll 1$ limit.

Eq. (2) gives also the phonon or ultrasonic attenuation constant $\alpha_{q\lambda} = (\tau_{q\lambda})^{-1}/(2v_\lambda)$. Using this re-

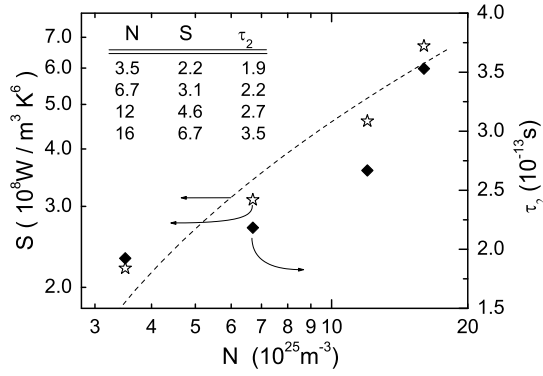


FIG. 3: Slopes S of the linear fits in Fig. 2(b) and intervalley scattering time τ_2 [determined from S and Eq. (6)] as a function of electron density N . The dashed curve is a polynomial fit that serves as a guide for the eye. The inset shows tabulated values of S and τ_2 (in the units of the axes).

sult and the ultrasonic attenuation data obtained by M. Dutoit [14] from n^+ Si with $N = 2 \times 10^{25} \text{ m}^{-3}$ at temperature of 2 K at $\omega = 1.48 \times 10^9 \text{ 1/s}$ we find $\tau_2(N = 2 \times 10^{25} \text{ m}^{-3}) \approx 0.3 \text{ ps}$. This fits to our measurements extremely well, which is an important result: experiment that probes heat transport between electrons and one coherent acoustic mode [14] coincides with our experiment that probes heat transport between electrons and phonon gas obeying quantum statistics.

At high N one would expect slowly decreasing or a roughly constant τ_2 , while our results show a weak increase as a function of N . This unexpected result could be explained by noting that our samples are in the limit of strong disorder ($k_F l \approx 3.6$ on average from Table I). Whereas, Eq. (6) is essentially based on a semiclassical free electron gas model, at least finally when the approximation $\nu_1(\epsilon_F) = \nu_1^0(\epsilon_F)$ is made. Correction terms arising from interaction and quantum interference effects can be included to our model in the spirit of Ref. [16]. As similar terms appear in the conductivity the magnitude of these quantum corrections can be estimated from low field magnetoresistance and temperature dependency of resistivity. At the moment such data for thin film n^+ Si is not available.

Finally, we point out that the intervalley scattering induced electron-phonon energy relaxation can be observed also in several other material systems than n^+ Si. Canonical examples would be n^+ Ge and two dimensional electron gas in (111) Si inversion layer. As the Γ -point in the valence band of elemental semiconductors is divided into heavy hole, light hole and split-off bands the effect should be particularly strong in various hole systems. However, due to complicated nature of the valence band maximum and effectively zero distance of the different bands in k -space the theory, which is valid for

conduction band electrons, should be modified[24].

In summary, we have studied the effect of elastic intervalley transitions on the electron-phonon energy relaxation rate in many-valley semiconductors in the diffusive limit. We derived a general expression for the electron-phonon energy flow rate [Eq. (6)] and discussed the special case of n^+ silicon. Low temperature experiments on heavily doped Si samples were performed and good agreement between the theory and the experiment was found.

We want to acknowledge the skillful contribution of M. Markkanen in the sample fabrication. This work has been partially funded by the Academy of Finland (project numbers 46804, 205470, 205467 and 53903). PK also acknowledges financial support of Ulla Tuominen and Emil Aaltonen Foundations.

* Electronic address: mika.prunnila@vtt.fi

- [1] M. L. Roukes, M. R. Freeman, R. S. Germain, R. C. Richardson, and M. B. Ketchen, Phys. Rev. Lett. **55**, 422 (1985).
- [2] A. Sergeev and V. Mitin, Phys. Rev. B **61**, 4006041 (2000).
- [3] S. Agan, O. A. Mironov, E. H. C. Parker, T. E. Whall, C. P. Parry, V. Y. Kashirin, Y. F. Komnik, V. B. Krasovitsky, B. Verkin, and C. J. Emeleus, Phys. Rev. B **41**, 075402 (2001).
- [4] M. E. Gershenson, D. Gong, T. Sato, B. S. Karasik, and A. V. Sergeev, Appl. Phys. Lett. **79**, 2049 (2001).
- [5] O. Prus, M. Reznikov, U. Sivan, and V. Pudalov, Phys. Rev. Lett. **88**, 016801 (2002).
- [6] P. Kivinen, A. Savin, M. Zgirski, P. Törmä, J. Pekola, M. Prunnila, and J. Ahopelto, J. Appl. Phys. **94**, 3201 (2003).
- [7] A. K. Meikap, Y. Y. Chen, and J. J. Lin, Phys. Rev. B **69**, 212202 (2004).
- [8] A. Sergeev, M. Y. Reizer, and V. Mitin, Phys. Rev. Lett. **94**, 136602 (2005).
- [9] D. V. Anghel, A. Luukanen, and J. P. Pekola, Appl. Phys. Lett. **78**, 556 (2001).
- [10] G. Bergmann, W. Wei, Y. Zou, and R. M. Mueller, Phys. Rev. B **41**, 7386 (1990).
- [11] A. B. Pippard, Philos. Mag. **46**, 1104 (1955).
- [12] F. S. Khan and P. B. Allen, Phys. Rev. B **29**, 3341 (1984).
- [13] G. Weinreich, T. M. Sanders, and H. G. White, Phys. Rev. **114**, 33 (1959).
- [14] M. Dutoit, Phys. Rev. B **3**, 453 (1970).
- [15] T. Sota and K. Suzuki, J. Phys. C: Solid State Phys. **15**, 6991 (1982).
- [16] T. Sota and K. Suzuki, Phys. Rev. B **33**, 8458 (1986).
- [17] S. Sachdev, Phys. Rev. Lett. **58**, 2590 (1987).
- [18] C. Herring and E. Vogt, Phys. Rev. **101**, 944 (1956).
- [19] In the limit of negligible diffusion the Boltzmann equation reduces to a set of coupled rate equations, from which the (oscillating) electron densities in the different valleys can be easily solved. The phonon-electron relaxation rate is then given by Q/J_e where Q is the statistical average of dissipated heat by the acoustic field and J_e is

the average acoustic energy flux.

- [20] Our result fully coincides with the one given in Ref. [17]. After some algebra the factor Φ_λ appears to be the same as reported by Sota and Suzuki [15].
- [21] N. Perrin and H. Budd, Phys. Rev. Lett. **28**, 1701 (1972).
- [22] M. Prunnila, J. Ahopelto, A. Savin, P. Kivinen, and J. Pekola, in *Proceedings of the 26th International Conference on the Physics of Semiconductors, Edinburgh* (2002), pp. 269–275.
- [23] A. M. Savin, M. Prunnila, P. P. Kivinen, J. P. Pekola, J. Ahopelto, and A. J. Manninen, Appl. Phys. Lett. **79**, 1471 (2001).
- [24] T. Sota and K. Suzuki, J. Phys. C: Solid State Phys. **17**, 2661 (1984).