

Percolative current fluctuations during trap-filling transition of space-charge limited current in polyacenes

A. Carbone¹, B. K. Kotowska^{1,2}, D. Kotowski^{1,2}

¹ *Physics Department and National Institute of Matter Physics (INFM), Politecnico di Torino, C.so Duca degli Abruzzi 24, 10129 Torino, Italy*

² *Department of Physics of Electronic Phenomena, Gdansk University of Technology, Narutowicza 11/12, 80-952 Gdansk, Poland*

Low-frequency current fluctuations have been investigated in polycrystalline pentacene and tetracene over a voltage range covering *ohmic*, *trap-filling* and *space-charge-limited* conduction regimes. The frequency dependence is $f^{-\alpha}$ with α slightly larger than 1 over the entire voltage range. The relative current noise power spectral density \mathcal{S} is independent of the applied voltage V in the *ohmic region*, steeply increases in the *trap-filling* transition region and, finally, decreases with V when the *space-charge-limited-current* regime is reached. We argue that this behavior is related to the strong structural and compositional disorder of the material. The ohmic and space-charge-limited-current fluctuation regimes correspond to *steady-states*, obtained when the transport is ruled respectively by the thermally generated or the injected charge carriers. We suggest that the *trap-filling fluctuation regime*, at intermediate voltage, can be described within a *continuum percolative* model. As the quasi-Fermi level crosses the trap levels by increasing the applied voltage from the conductive side, highly intricate insulating paths nucleate within the existing ohmic matrix. Finally, the amplitude \mathcal{S} of the excess noise, when the percolative regime is approached from the conductive side, is expressed in terms of the free charge carrier density n , of the trap density N_t and their energy position E_t .

PACS numbers: 72.70.+m, 73.50.-h

Molecularly doped polymers and polycrystalline small-weight organic materials, as polyacenes, are promising candidates for cheap, large-area, flexible electronic systems. The long-term stability, electrical breakdown and optoelectronic performances of *plastic* devices depend critically on the presence of deep and shallow traps at the metal-organic interface and in the bulk. The origin, distribution and metastable evolution of traps are undergoing intense investigation both theoretically and experimentally [1, 2, 3, 4, 5, 6, 7, 8, 9, 10, 11, 12, 13, 14, 15, 16, 17, 18, 19]. Inhomogeneously distributed deep traps, evolving with voltage, have been directly imaged in [11].

Current fluctuations are extremely sensitive to nonuniform charge distributions, to formation of meandering current flow paths and bottleneck ought to the tortuous energy landscape related to disorder [20, 21, 22, 23, 24, 25, 26, 27]. Nonetheless, only a few works have appeared in the literature where the study of noise has been addressed to molecular devices [28, 29, 30].

This work aims to gain a deeper insight in the dynamics of complex electronic processes, involving deep traps in polycrystalline pentacene (Pc) and tetracene (Tc), studying current noise in different transport regimes. We find that the relative current noise power spectral density $\mathcal{S}(f) = S_I(f)/I^2$ is independent of V in the *ohmic regime*, steeply increases with V in the *trap-filling transition regime* and decreases with V in the *space-charge-limited-current (SCLC) regime*. The voltage dependence of $\mathcal{S}(f)$ agrees with the theoretical expectations for *ohmic* and *space-charge-limited-current* regimes. At intermediate voltage, insulating paths are disorderly generated

within the ohmic matrix as a consequence of the filling of inhomogeneous distributed deep traps. The charge carriers tunnel between localized states in a two-phase disordered medium, consisting of conductive and insulating sites. The fluctuations occurring during *trap-filling* are accounted for by a continuum percolation mechanism. An expression of the relative noise intensity \mathcal{S} in terms of the volume density of free and trapped charge carriers n and n_t , and, finally, in terms of the volume density of deep traps N_t and their energy position E_t is worked out Eqs.(3,4). The dynamics of fluctuation in disordered systems, exhibiting nonlinear response to an external field and threshold behavior to the onset of a steady-state, is an issue of general interest going beyond the application area here considered. Such systems, including, for example, flux lines in disordered superconductors, charge density waves pinned by impurities, charge tunnel in metal dot arrays, share the common property that the emergence of disorder, driven by an external bias, determines the onset of nonequilibrium conditions at the interface between different phases and thus the transition from a weak disorder (steady-state fluctuations) to a strong disorder state characterized by critical current and fluctuations [31, 32, 33].

Pentacene $C_{22}H_{14}$ and tetracene $C_{18}H_{12}$ purified by sublimation have been evaporated on glass at 10^{-5} Pa and room temperature. Six different families of sandwich structures with symmetric and asymmetric Au, Al or ITO electrodes, with distance $L = 0.4 \div 1.0 \mu\text{m}$, step $\delta L = 0.5 \mu\text{m}$ and area $A = 0.1 \text{cm}^2$, have been investigated. This large set of samples guaranteed a reliable statistics of the experimental results over the unavoidable

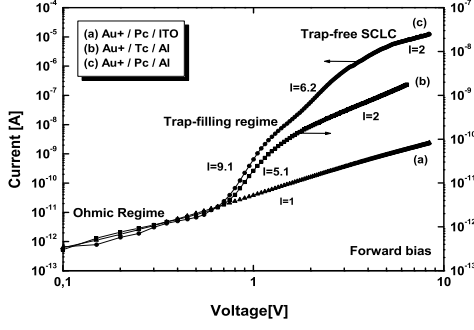


FIG. 1: Current-voltage characteristics for (a) Au/Pc/ITO with $L = 0.85\mu\text{m}$, (b) Au/Tc/Al with $L = 0.65\mu\text{m}$, (c) Au/Pc/Al with $L = 0.85\mu\text{m}$. The geometry is planar with sandwich configuration of the electrodes. Curve (a) is linear over all the investigated voltage range ($l = 1$). Curve (b) shows the typical shape of steady-state SCLC in materials with deep traps (ohmic regime \Rightarrow trap-filling transition \Rightarrow SCLC regime). Curve (c) exhibit a more complicated behavior very likely related to the presence of deep traps centered around two different energy levels

able variations of chemical purity degree and structural homogeneity.

Current-voltage (I-V) and current noise power spectra $S_I(f)$ have been measured at room temperature in the dark. The applied electric field ranges from 10^3V/cm to 10^5V/cm for both kinds of measurements. The noise signal has been subsequently acquired, Fourier-transformed and 50 times averaged over the frequency ranges ($1 \div 500\text{Hz}$) and ($500 \div 10^4\text{Hz}$). The continuity of the low and high frequency branches of the power spectra assures stationarity of the noise signal. Experiment repeatability and sample stability have been carefully checked by several cycles of noise and I-V measurements for each sample. Current was injected from the Au ohmic electrode to minimize contact noise.

Figure 1 shows, current-voltage characteristics for 3 samples of the above described set: (a) Au/Pc/ITO, $L = 0.85\mu\text{m}$, (b) Au/Tc/Al, $L = 0.65\mu\text{m}$, (c) Au/Pc/Al, $L = 0.85\mu\text{m}$. Curve (a) is linear over all the investigated voltage range, while curves (b) and (c) show the typical shape of steady-state SCLC in materials with deep traps. The low-voltage region, with slope $l \approx 1$, corresponds to the *ohmic* regime, described by $J_\Omega = q\mu nV/L$. The intermediate voltage region, characterized by steep slope, corresponds to the *trap filling* regime, i.e. to the rapid change undergone by the current as the Fermi level moves through a trap level. The high voltage region, with slope $l \approx 2$ corresponds to the *space-charge-limited* current regime. It is described by the Mott-Gurney law $J_{SCL} = (9/8)\epsilon\epsilon_0\mu\Theta V^2/L^3$, where $\Theta = n/(n + n_t)^l$ is the trapping parameter and the other quantities have the usual meaning [1].

Figure 2 shows the typical behavior of the relative current noise power spectral density $\mathcal{S}(f)$ respectively in

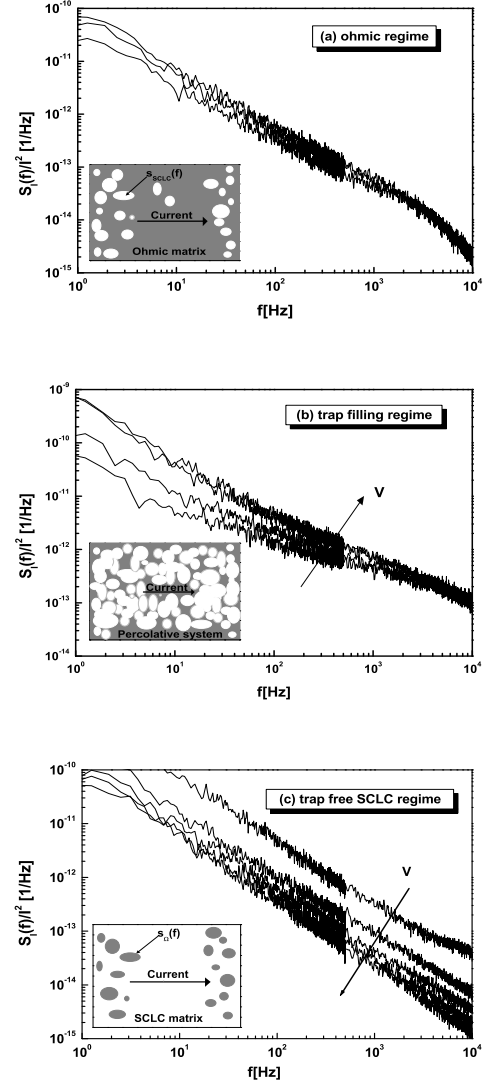


FIG. 2: Relative current noise power spectral density for (a) ohmic conduction regime ($0.3 \div 0.8\text{ V}$); (b) trap-filling regime voltage range ($0.8 \div 2\text{ V}$); (c) trap-free SCLC regime ($53 \div 8.5\text{ V}$). $\mathcal{S}(f)$ does not exhibit appreciable changes in ohmic condition (a), sharply increases with V during filling of deep traps (b) and decreases with voltage approximately as $1/V$ under space charge limited conditions (c). The frequency dependence is $f^{-\alpha}$ with α slightly greater than 1. The inset of each figure illustrates the possible structure of the two-phases percolative medium. (a) The quasi-Fermi level $E_F \ll E_t$, almost all deep traps are empty. The sparse white areas represent filled traps (insulator sites). The medium is weakly disordered ohmic conductor (steady state fluctuations). (b) The quasi Fermi level $E_F \sim E_t$, a relevant fraction of filled deep traps generates tortuous insulating patterns inside the conductive matrix (strongly disordered conductor, percolative critical fluctuations). (c) The quasi Fermi level $E_F \gg E_t$, the traps are mostly filled. The structure is weakly disordered insulating medium, characterized by steady-state space-charge-limited current fluctuations. Darker areas represent residual empty traps still present at high voltage

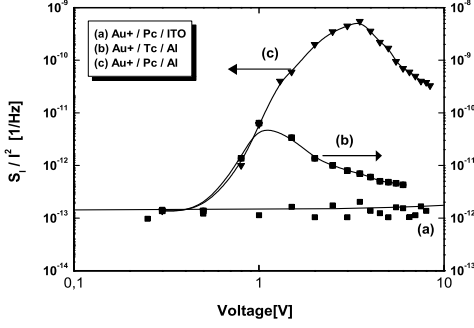


FIG. 3: Log-log plot of the voltage dependence of the relative fluctuation power spectral density at frequency $f = 20\text{Hz}$ for (a) Au/Pc/ITO, (b) Au/Tc/Al, (c) Au/Pc/Al. Data (a) are in arbitrary units: they correspond to ohmic behavior over all the voltage range and are given for reference purpose. The I-V characteristics for the same samples are plotted in Fig. 1, respectively curve (a), (b) and (c)

the *ohmic* (a), *trap-filling* and (b) *space-charge-limited* (c) current regime for the Au/Tc/Al sample. The frequency dependence is $f^{-\alpha}$ with α close to unity for all the investigated voltage range. Small deviations of the slope, namely flattening or roll-off at high frequencies, are due to unavoidable capacitive effects, with the high resistance values into play, or to the amplifier/load background noise. In nearly ideal ohmic condition, Fig. 2 (a), $\mathcal{S}(f)$ does not exhibit appreciable changes with voltage in agreement with a mechanism of uncorrelated resistance fluctuations. Fig. 2(b) refers to the *trap-filling regime*: the relative noise amplitude $\mathcal{S}(f)$ sharply increases as the trap filling region is spanned by varying the bias voltage. At the onset of the trap-free SCLC region, $\mathcal{S}(f)$ keeps on decreasing with voltage approximately as $1/V$, recovering the typical behavior of the trap-free SCLC regime as shown in Fig. 2(c). Such a voltage dependence of $\mathcal{S}(f)$ is consistent with the quadratic behavior of the I-V characteristic. It might be due to the suppression of the fluctuations exerted by the space-charge, analogously to vacuum tubes and semiconductor diodes operating under space-charge-limited-conditions. These results are summarized in Figure 3, where $\mathcal{S}(f)$, at $f = 20\text{Hz}$, is plotted over the entire range of applied bias for the three samples whose I-V characteristic is plotted in Fig. 1.

Here, we will discuss the current fluctuation mechanisms in the ohmic, trap-filling and SCLC regimes. Polycrystalline organic materials belong to the class of strongly disordered conductors. The weakness of the Van der Waals interactions, compared to the covalent bonding of inorganic compounds, causes strong charge carrier localization, phonon-coupling effects and scattering phenomena. The transport occurs by incoherent hopping processes among a system of localized electronic states. The mobility μ depends both on the concentration N of the localized states and on temperature T , as a re-

sult of the interplay between spatial and energy terms, within a variable-range description of the hopping processes. At low voltage, *ohmic* regime, the conductive components ϕ almost exclusively consists of thermally activated charge carriers n . At high voltage, *SCLC* regime, the transport is dominated by injected holes controlled by space charge n_{SCL} . The intermediate voltage region, *trap-filling regime*, is characterized by the competition, driven by the applied voltage, of a conductive and an insulating phase. The material is in a homogeneous ohmic phase and become populated by insulating sites as the voltage increases from the conductive side. In the *trap-filling* region, the system is in a strongly metastable state, due to the nucleation of insulating patterns inside the conductive medium. Owing to the inhomogeneous distribution of trapping centers, the current paths becomes extremely intricate. Moreover, their topology evolves in time according to the trap occupancy as the Fermi level moves through the trap level with voltage. The noise intensity of such an inhomogeneous system exceeds that of the same system when the conductive phase prevails over the insulating and viceversa. The increase of fluctuation has its origin in the greatly disordered distribution of local fields during the filling of traps compared to the more ordered field distribution in ohmic and in SCLC steady-states. The system can be viewed as a two-components continuum percolative medium where the site resistance is determined by an exponentially distributed disordered described within the variable range hopping model. The elementary noise sources $s_{\Omega}(f)$ and $s_{SCLC}(f)$, characterizing respectively the ohmic and the SCLC elementary sites of the two-phases system, have different origin. The former is related to thermally activated trapping-detrapping or generation-recombination processes at each site. The latter is associated to the charge carrier injection controlled by space charge, analogously to the space-charge suppressed shot noise in vacuum or solid state diodes. The relative noise power spectrum $\mathcal{S}(f)$ for such a medium when percolation is approached from the conductive side can be written as: [20, 23]:

$$\mathcal{S}(f) = s_{\Omega}(f) \frac{\sum_{\alpha} i_{\alpha}^4}{(\sum_{\alpha} i_{\alpha}^2)^2} . \quad (1)$$

$s_{\Omega}(f)$ is independent of the conductive volume fraction ϕ and is $f^{-\alpha}$ sloped with $\alpha \approx 1$, according to *number, mobility* or *correlated number-mobility* charge carrier fluctuation model [20, 24]. The dependence on the variation of the conductive volume fraction ϕ is contained in the last factor of Eq.(1), namely:

$$\mathcal{S} \propto \Delta \phi^{-k} , \quad (2)$$

where the value of the critical exponent k depends on the structure and composition of the two-phases continuum percolating system, ranging between 0.87 and 4.7 respectively for the lattice, random void (RV), inverted random void (IRV) percolative models. Since the relative

fractions of the conductive and SCLC phases vary with V , the exponent k is voltage dependent. Furthermore, ought to a possible mechanism of deep trap formation by bias or thermal stress [9, 10], k will depend on the trap density N_t . The definition of an universal value of k exponent remains elusive.

We will now express the variation of conductive volume fraction $\Delta\phi$ in terms of quantities of interest for polyacenes and organic insulators:

$$\Delta\phi \propto \frac{n - n_t}{N_v}, \quad (3)$$

where n and n_t are respectively the free and trapped charge density, N_v is the total density of states, that for narrow band materials as polyacenes coincides with the molecular density. Eq. (2) can be rewritten as:

$$\mathcal{S} \propto \left[\frac{n}{N_v} \left(1 - \frac{n_t}{n} \right) \right]^{-k}. \quad (4)$$

Since the relative noise intensity for an ohmic conductor is inversely proportional to the free charge carrier density n , the excess noise intensity during trap-filling transition is determined by the ratio n_t/n , i.e. by the local unbalance between free and trapped charge carriers and the departure from thermodynamic equilibrium condition (ohmic steady-state), caused by the current flow. Assuming for simplicity a discrete trap level, it is $n = N_v \exp[-(E_v - E_F)/kT]$ and $n_t = N_t / \{1 + g^{-1} \exp[-(E_F - E_t)/kT]\}$, where E_F is the Fermi-energy, g is the degeneracy factor of the trap and the other quantities have the usual meaning. Therefore, using n and $n_t \simeq 2N_t \exp[(E_F - E_t)/kT]$, the noise increase can be expressed in terms of N_t , of the trap energy depth ΔE_t and of N_v , i.e.:

$$1 - \frac{2N_t \exp[-(E_t - E_v)/kT]}{N_v}. \quad (5)$$

This relationship shows that the steep increase of noise and current in correspondence of the trap filling region have the same origin [1, 2]. Using Eq.(5), the percolation threshold ϕ_c and the breakdown can be discussed. The onset of breakdown is signed by (i) increase of noise intensity, (ii) not stationary Random Telegraph Signal, mismatch between low- and high-frequency branches of

the spectra and (iii) impossibility to reach the high-voltage steady-state fluctuations (SCLC noise) by increasing voltage. The percolative threshold ϕ_c is reached when $2N_t \exp[-(E_t - E_v)/kT] \approx N_v$. Since for pentacene and tetracene $N_v = 4 \cdot 10^{21} \text{cm}^{-3}$, the trap depth E_t and density N_t typically range between $0.3 \div 0.6 \text{eV}$ and $10^{15} \div 10^{18} \text{cm}^{-3}$, Eq.(5) suggests that the noise divergence after several measurement cycles might be due to an increase of N_t , ought to the formation and evolution of deep traps according to a bias-driven mechanism invoked in [9, 10, 11]. Eq.(5) confirms that a very small density of traps, very likely located close to surface or at the metal interface, can have a critical effect on the fluctuations. In summary, we have carried out an extensive study of noise in polycrystalline pentacene and tetracene over different transport regimes. The noise has been discussed respectively in terms of (i) a steady-state ohmic fluctuation regime at low-voltage; (ii) a continuum percolation fluctuation mechanism in the trap filling transition region; (iii) a steady-state space-charge-limited-current fluctuation regime at high voltage. From our findings, the following key results emerge. First that the noise is critically dependent on the topological disorder due to inhomogeneously distributed traps in the layer. Second, this study demonstrates that the ohmic and space-charge-limited regime behave as steady-states of charge carrier fluctuation. A detailed study of noise may provide clues about the role of traps in a microscopic description of transport. The dynamical process by which an ordered (ohmic or SCLC regime) system approaches the disorder(trap-filling/emptying transition) driven by an external bias (temperature, electric or magnetic field sweep) is an issue of general interest in statistical physics. The study of noise in an insulator operating under space-charge-limited-current conditions can provide a deep-insight in this field well beyond the application area of organic electronics.

We acknowledge J. Godlewski and P. Mazzetti for stimulating discussions, R. Introzzi for assistance during measurements, G. Kaniadakis for reading the manuscript. The stay of B. Kutrzeba-Kotowska and D. Kotowski at Politecnico di Torino has been granted by the Italian Ministry for University and Scientific Research, under the contract, PRIN 2003 029008, and by the Italian Ministry for Foreign Affairs, under the contract 22-FI-2004-2006.

-
- [1] M. Pope and C. E. Swenberg, *Electronic Processes in Organic Crystal and Polymer* (Oxford University Press, Oxford, 1998).
 - [2] R. W. I. De Boer, M. E. Gershenson, A. F. Morpurgo, and V. Podzorov, Phys. Stat. Sol. (a) **201**, 1302 (2004)
 - [3] N. J. Watkins, L. Wan, and Y. Gao, Appl. Phys. Lett. **80**, 4384 (2002).
 - [4] Y. Shen, M. W. Klein, D. B. Jacobs, J. C. Scott, and G. G. Malliaras, Phys. Rev. Lett. **86**, 3867 (2001).
 - [5] N. Koch, A. Elschner, R. L. Johnson, and J. P. Rabe, Appl. Surf. Sc. , (2005).
 - [6] F. A. Hegmann, R. R. Tykewski, K. P. H. Lui, J. E. Bullock, and J. E. Anthony Phys. Rev. Lett. **89**, 227403 (2002)
 - [7] J. Reichert, R. Ochs, D. Beckmann, H. B. Weber, M. Mayor, and H. Lhneysen, Phys. Rev. Lett. **88**, 176804 (2002)
 - [8] Y. S. Yang, S. H. Kim, J. I. Lee, H. Y. Chu, L. M. Do,

- H. Lee, J. Oh, T. Zyung, M. K. Ryu, and M. S. Jang Appl. Phys. Lett. **80**, 1595 (2002)
- [9] D. Knipp, R. A. Street, and A. R. Vikel, Appl. Phys. Lett. **82**, 3907 (2003)
- [10] D. V. Lang, X. Chi, T. Siegrist, A. M. Sergent, and A. P. Ramirez, Phys. Rev. Lett. **93**, 076601 (2004).
- [11] E. K. Muller and J. A. Marohn, Adv. Mat. (2005)
- [12] J. H. Kang, D. da Silva Filho, J. L. Bredas, and X.-Y. Zhu Appl. Phys. Lett. **86**, 152115 (2005)
- [13] H. C. F. Martens, W. F. Pasveer, and H. B. Brom, J. N. Huilberts, and P. W. M. Blom, Phys. Rev. B **63**, 125328 (2001).
- [14] W. R. Silveira and J. A. Marohn, Phys. Rev. Lett. **93**, 116104 (2004).
- [15] V. I. Arkhipov, H. von Seggern, and E. V. Emelianova Appl. Phys. Lett. **83**, 5074 (2003).
- [16] P. E. Parris, V. M. Kenkre, and D. H. Dunlap, Phys. Rev. Lett. **87**, 126601 (2001).
- [17] I. I. Fishchuk, A. Kadashchuk, H. Bässler, and S. Nešpurek, Phys. Rev. B **67**, 224303 (2003).
- [18] J. R. Heath, P. J. Kuekes, G. Snider, and R. S. Williams, Science **280**, 1716 (1998).
- [19] O. D. Jurchescu, J. Baas, and T. T. M. Palstra, Appl. Phys. Lett. **84**, 3061 (2004).
- [20] Sh. Kogan *Electronic Noise and Fluctuations in Solids* (Cambridge University Press, Cambridge, 1996) pp.190-202.
- [21] M. B. Weissman, Rev. Mod. Phys. **60**, 537 (1988).
- [22] F. N. Hooge, T. G. M. Kleinpenning, and L. K. J. Vandamme, Rep. Prog. Phys. **44**, 479 (1981).
- [23] R. Rammal, C. Tannous, P. Breton, and A. M. S. Tremblay, Phys. Rev. Lett. **54**, 1718 (1985);
- [24] B. I. Shklovskii Phys. Rev. B **67**, 045201 (2003)
- [25] K. Bardhan and C. D. Mukherjee, Phys. Rev. B **65**, 212302 (2002).
- [26] C. Pennetta, G. Trefán, and L. Reggiani, Phys. Rev. Lett. **85**, 5238 (2000).
- [27] A. Carbone and P. Mazzetti, Phys. Rev. B **57**, 2454 (1998); A. Carbone et al. Appl. Phys. Lett. **78**, 2518 (2001)
- [28] M. Sampietro, G. Ferrari, D. Natali, U. Scherf, K. O. Annan, F. P. Wentzl, and G. Leising, Appl. Phys. Lett. **78**, 3262 (2001).
- [29] S. Martin, A. Dodabalapur, Z. Bao, B. Crone, H. E. Katz, W. Li, A. Passner, and J. A. Rogers, J. Appl. Phys. **88**, 5395 (2000).
- [30] P. V. Necliudov, S. L. Rumyantsev, M. S. Shur, D. J. Gundlach, and T. N. Jackson, J. Appl. Phys. **87**, 3381 (2000).
- [31] Z. Wu, E. Lpez, S. V. Buldyrev, L. A. Braunstein, S. Havlin, and H. E. Stanley, Phys. Rev. E **71** 045101(R) (2005)
- [32] C. Chitame, D.S. McLachlan, and I. Balberg Phys. Rev. B **67**, 024207 (2003)
- [33] K. Elteto, E. G. Antonyan, T. T. Nguyen and H. M. Jaeger, Phys. Rev. B **71**, 064206 (2005)