

Conductance of ion channels and water filled nanopores with charged walls

J. Zhang, A. Kamenev, B. I. Shklovskii

Department of Physics, University of Minnesota, Minneapolis, MN 55455, USA

(dated: February 8, 2020)

We consider ion transport through protein ion channels in lipid membranes and water filled nanopores in silicon. It is known that, due to the large ratio of dielectric constants of water and the surrounding material, an ion placed inside the channel faces a large electrostatic self-energy barrier. The latter leads to an exponentially large ohmic resistance of the channel. We study reduction of the electrostatic barrier by immobile charges located on the internal walls of the channel. We show that the barrier practically vanishes already at relatively small concentration of wall charges.

Protein ion channels functioning in biological lipid membranes is a major frontier of biophysics^{1,2,3}. An ion channel can be inserted in an artificial membrane in vitro and studied by physical methods. Similar artificial devices – water filled nanopores, are studied in silicon and silicon oxide^{4,5,6} for the fast DNA sequencing. In both cases, one can study a single water filled channel connecting two reservoirs with salty water (Fig. 1). A static voltage applied between these reservoirs drops almost entirely in the channel due to the high conductivity of the bulk solution. The voltage drives salt cations and anions through the channel. One can measure the ohmic resistance of the channel.

This resistance may be exponentially large due to the fact that the dielectric constant of water $\epsilon_1 \approx 80$ greatly exceeds that of the surrounding media ϵ_2 ($\epsilon_2 \approx 2$ for lipids and $\epsilon_2 \approx 4$ for silicon oxide). Indeed, in this case the electric field of an ion traversing the channel is forced to stay inside the channel (Fig. 1). This creates a barrier $U(x)$, where $x \in [-L/2, L/2]$ is the ion coordinate inside the channel. The barrier is the difference between the self-energy of the ion at the point x inside the channel and the self-energy in the bulk^{7,8}. It is the maximum of the barrier, $U(0) = U_L$, that determines the resistance of the channel at small concentration of salt, when ions cross the channel individually. If a channel

walls and lipids so that the barrier saturates as a function of L . Roughly speaking this happens^{7,8,9,10,11} at $L \approx a(\epsilon_1 - \epsilon_2)^{1/2}$, where a is the channel radius. In this paper we assume that the channel is shorter, so that we can neglect the field leakage. In this case, calculation of the barrier height is very simple^{9,11}. The electric field E_0 at a distance $x > a$ from a cation located in the middle of the short channel is uniform and given by the Gauss theorem

$$E_0 = \frac{2e}{1a^2} : \quad (1)$$

The energy of such field in the volume of the channel is

$$U_L(0) = \frac{1}{8} E_0^2 a^2 L = \frac{e^2 L}{2 \epsilon_1 a^2} = \frac{e E_0 L}{4} ; \quad (2)$$

where the zero argument is added to indicate that there are no other charges in the channel. $U_L(0)$ is proportional to L and (for a narrow channel) can be much larger than $k_B T$, making the channel resistance exponentially large.

At large concentration of salt in surrounding water the electrostatic barrier is reduced by screening^{11,12}. In biological channels the nature uses more effective approach. Channels designed for the transport of cations (K, Na, Ca) have negative charges on internal walls. For example, the potassium channel has 8 amino-acids with negatively charged radicals build into the wall of the protein^{1,3}. Walls of artificial nanopores, generally speaking, are charged as well and one can control these charges by a chemical treatment and/or tuning pH of the solution. The goal of this paper is to study the effect of immobile wall charges on the electrostatic barrier and the channel resistance. For certainty we assume that wall charges are negative and equally spaced along the channel with the linear density n_w .

We show below that there is a large range of salt concentrations, c , when the wall charges attract equal number of cations from the solution in order to make the channel neutral. Our theory is based on the observation that the Coulomb interaction of all charges in the short channel obeys the one dimensional Coulomb law: $(x) \propto |x|$, same as for parallel uniformly charged planes. Indeed, let us consider a negative charge fixed at the wall and a cation, which arrived to the channel in order to screen it (Fig. 2). The uniform electric

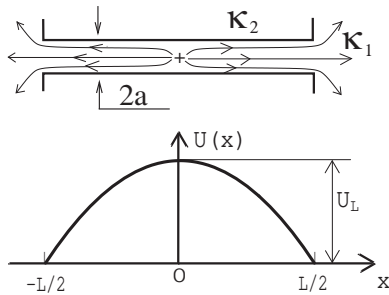


FIG. 1: Electric field of a cation in a short cylindrical channel with the large dielectric constant $\epsilon_1 \gg \epsilon_2$. L is the channel length, a is its radius. The self-energy barrier is shown as a function of the coordinate x .

is very long the electric lines leak through the protein

field between them creates the confining "string" potential $\phi(x) = eE_0 x/j$. This situation resembles two quarks confined in a meson. Condition $\phi(x) = k_B T$ defines the characteristic thermal length of such classical "atom":

$$x_T = \frac{k_B T}{eE_0} = \frac{k_B T}{2e^2} \frac{1}{a^2} = \frac{a^2}{2l_B}; \quad (3)$$

where $l_B = \epsilon^2/(k_B T)$ is the Bjerrum length (for water at the room temperature $l_B = 0.7 \text{ nm}$). This "atom" is similar to an acceptor in a semiconductor (the classical length x_T plays the role of the effective acceptor Bohr radius). It is clear that at a small dimensionless

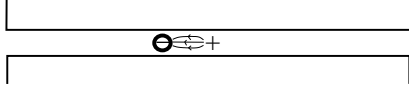


FIG. 2: A cation bound to a negative wall charge (circled). When the cation moves away from the host the energy grows linearly with the separation x .

concentration of wall charges $n_w x_T \ll 1$, each of them binds only one cation (Fig. 3a). Resulting neutral atoms do not interact or overlap with each other. This system resembles a lightly doped p-type semiconductor at very low temperatures when all holes are located at their acceptors. Let us show that already for relatively small $n_w x_T < 1$ the electrostatic barrier U_L may be substantially reduced.

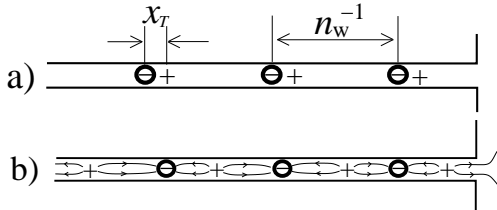


FIG. 3: The ground state and the transport saddle point of the channel. Only right half of the channel is shown. (a) The ground state: all cations are bound to wall charges (circled). (b) The transport saddle point: an extra cation in the middle of the channel (left) makes other cations free.

The equilibrium partition function of the channel is $Z = (2 a^2 x_T v)^{n_w L}$, where v is the normalization cell volume. This gives for free energy in the ground state $F_g = -4U_L(0) \ln(2 a^2 x_T v)$. To evaluate the transport barrier one needs to know the free energy conditioned to the situation where an extra cation is placed in the middle of the channel, F_s . It creates the electric field E_0 which orients the dipole moments of all "atoms" along its direction. In other words, it orders all charges in an alternating sequence of positive and negative ones. Due to the 1d nature of the problem, this field unbinds each cation from its wall host and makes it free to move between nearest neighbor wall charges (Fig. 2b). Indeed,

the closest to the extra cation wall charge according to the Gauss theorem changes electric field from E_0 to $-E_0$, then its cation changes it back to E_0 and so on. Thus, at any position of cations between their nearest neighbor wall charges, the electric field is $E = E_0$, i. e. E/j is constant throughout the channel. Therefore, the total electrostatic energy is again given by Eq. (2). One could think that the electrostatic barrier is still given by $U_L(0)$. This is incorrect, because the barrier is actually determined by the difference of the free energies $F_s - F_g$ of the collective transport saddle point and the ground state. This difference is reduced by a large entropy S of the saddle point configurations.

To simplify the calculations let us imagine that the wall charges form a periodic one-dimensional lattice along the x -axis. Then $F_s = U_L(0) - TS$, where the entropy of the channel, enhanced by the charge unbinding, is $S = n_w L \ln(a^2 = 2n_w v)$. This gives for $U_L(\gamma)$:

$$U_L(\gamma) = F_s - F_g = U_L(0) [1 - 4 \ln(1 + 2\gamma)] : \quad (4)$$

In the opposite limit, $\gamma \gg 1$, one may expect that atoms overlap and destroy each other making cations free. In other words, one could expect an insulator-to-metal (or deconfinement) transition at some critical γ_c . This does not happen, however. We show below that, due to the peculiar nature of the 1d Coulomb potential, the barrier proportional to the system's length persists to any concentration of the wall charges, no matter how large it is. Its magnitude, though, decreases exponentially at $\gamma \gg 1$,

$$U_L(\gamma) = U_L(0) / \exp(11.03 \gamma^{-1/2}) : \quad (5)$$

The origin of this numerical coefficient is explained below.

Using numerical procedure outlined in the end of the paper we calculated the ratio $f(\gamma) = U_L(\gamma)/U_L(0)$ at any γ and plotted it along with the asymptotic Eq. (4) in Fig. 3. Let us discuss the range of the salt concentration

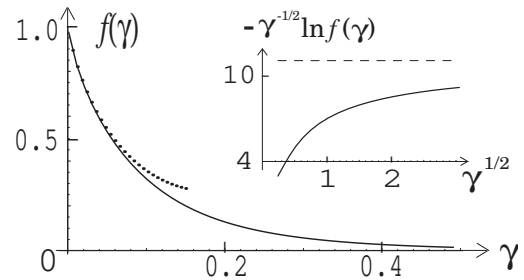


FIG. 4: The function $f(\gamma) = U_L(\gamma)/U_L(0)$. Its $\gamma \gg 1$ asymptotics, Eq. (4), is shown by the dotted line. The inset shows how asymptotics of Eq. (5) (dashed line) is approached at $\gamma \gg 1$.

in the bulk solution c , where the above results are valid. A convenient dimensionless variable for c is $ca^2 x_T$.

Eq. (4) is valid only when $\gamma \ll 1$, when due to neutrality the total number of cations in the channel is close to $n_w L$.

In the opposite case, $\gamma \gg 1$, additional cations together with equal number of anions enter the channel. In order to minimize the energy all positive and negative charges should alternate along the length of the channel or in other words they have to be ordered. This means that each segment of the channel between two nearest neighbor wall charges obtains an integer number k of additional cation-anion pairs.

Let us now calculate the linear in L electrostatic barrier $U_L(\gamma)$ at arbitrary γ ; $\gamma \geq 1$. At the transport saddle point when an extra cation resides in the center of channel and creates the field E_0 in both directions, all mobile charges become free to move while keeping alternating in charge order. The energy of all such states is again equal to $U_L(0)$, because $\mathcal{E} = E_0$ everywhere. This barrier is reduced by significant entropy term. To evaluate it let us first consider entropy of a segment between two wall charges. If k cation-anions pairs reside in the segment, the total number of free ions there is $2k + 1$. The total entropy of these $2k + 1$ ions is

$$k_B \ln \frac{1}{(2k + 1)!} \frac{a^2}{n_w v}^{2k + 1} : \quad (6)$$

The factor $1/(2k + 1)!$ reflects the fact that when cations and anions are ordered it is impossible to obtain a new configuration by exchanging them. Moving $2k$ ion from the bulk leads to the entropy loss $2k k_B \ln(1/cv)$ there. Subtracting this entropy from Eq. (6) and taking sum over all k from 0 to ∞ we obtain the total entropy of the saddle point configuration and the renormalized electrostatic barrier

$$U_L(\gamma) = U_L(0) - 4 \ln \frac{1}{2} \sinh \gamma : \quad (7)$$

In the case $\gamma \ll 1$ Eq. (7) matches Eq. (4). In the opposite case $\gamma \gg 1$ Eq. (7) crosses over to the result $U_L(\gamma) = U_L(0) - 4 \ln \gamma$ obtained previously for an uncharged channel¹¹.

So far we presented results for a periodic lattice of wall charges. To understand the role of random distribution of wall charges along the x -axis let us return to the case $\gamma \ll 1$. It is easy to show that averaging over random nearest neighbor distances substitutes Eq. (4) by $U_L(\gamma) = U_L(0) [1 - 4 \ln(e^C/2)]$, where $C = 5.77$ is the Euler constant. Thus, the results for randomly distributed wall charges are similar to those for the periodic ones.

Until now we concentrated on the electrostatic barrier proportional to the length of a short channel L . If there is an additional, independent on L , contribution to the resistivity barrier. It is related to a large difference of concentrations of cations inside and outside the channel. Corresponding contact (Donnan) potential is created by a double layers at each end consisting of one or more

negative wall charges and screening (positive) charge in the adjacent water. The Donnan potential:

$$U_D = k_B T \ln(n_w/c a^2) = k_B T \ln(\gamma) \quad (8)$$

γ makes the channel cation selective. For $\gamma \ll 1$ one finds $|U_D| \ll U_L(\gamma)$ and the channel resistance remains exponentially small. When γ grows the potential barrier $U_L(\gamma)$ decreases and becomes smaller than $|U_D|$. The latter increases with γ . In this case the measured resistance may be even smaller than the naive geometrical diffusion resistance of the channel.

Let us, for example, consider a channel with $L = 5$ nm, $a = 0.7$ nm, $x_T = 0.35$ nm at $c = 0.1$ M and $n_w = 1$ nm⁻¹ (5 wall charges in the channel), which corresponds to $\gamma = 0.035$ and $\gamma = 0.35$. The bare barrier $U_L(0) = 3.5 k_B T$ is reduced down to $U_L(\gamma) = 0.2 k_B T$. At the same time $U_D = 2.5 k_B T$. Thus due to 5 wall charges, instead of the bare parabolic barrier of Fig. 1 we arrived at the wide well with the almost flat bottom (Fig. 5).

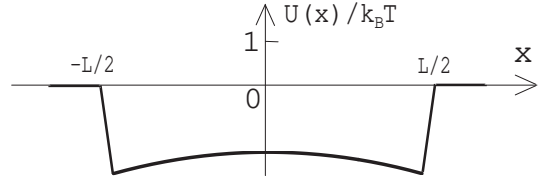


FIG. 5: The electrostatic potential for cations for the channel with 5 wall charges considered in the text.

The contact potential, U_D , may be increased even further by the negative surface charge of the lipid membrane¹³ or by a density of internal walls to a selected ion, due to ion-specific short range interactions^{2,3}. It seems that many biological channels have evolved to compensate large electrostatic barrier by combined effect of U_D and short range potentials. Our theory is helpful if one wants to study separately different components of the barrier or to modify a channel. In narrow artificial nanopores there is no reason for compensation of electrostatic barrier. In this case, our theory may be verified by titration of wall charges. Nanopores can also be longer than a ($\gamma = 1$)¹² so that electric field lines leakage through the walls becomes substantial. This leads to flattening of the parabolic barrier, but its dependencies on γ and a remain qualitatively the same¹¹.

Let us elaborate now on the technical aspects of the derivations. As was first realized in Ref. [4], the partition function of the 1d mobile Coulomb plasma may be written as a trace of an (imaginary time) "evolution" operator, $Z(q) = \text{Tr} \exp(-\hat{H}(q)L) = x_T \int g$ with the Mathieu Hamiltonian:

$$\hat{H}(q) = (i\partial_x - q)^2 - 2 \cos x : \quad (9)$$

The variable q has a meaning of a not-necessarily-integer screening charge induced at the channel opening¹¹. The

ground state of the channel corresponds to $q = 0$, while the collective saddle point, having an uncompensated cation in the middle of the channel, to $q = 1/2$. The transport barrier is given by the difference between the two free energies: $F_s(1/2) - F_g(0)$. As a result, the transport barrier of an uncharged channel is proportional to the width of the lowest Mathieu (Bloch) band. It is a rapidly decreasing function of the mobile salt concentration, [11].

The immobile charges are represented by the charge "creation" operators $\exp(\pm i q)$, where the sign is given by the sign of the static unit charge. For example, the partition function of the channel with the negative charges fixed at the positions x_1, x_2, \dots is given by $Z(q) = \text{Tr} e^{\int (x_1 + L/2) = x_T} e^{-i} e^{\int (x_2 - x_1) = x_T} e^{-i} \dots$. In the simplest case of periodically placed charges with the dimensionless concentration one faces the spectral problem for the following non-Hermitian operator:

$$\hat{U}(q) = e^{\hat{H}(q)} e^{-i} : \quad (10)$$

The barrier may be expressed in terms of its largest eigenvalue $e^{(0)q}$ as $U_L(q) = k_B T \left(\frac{(0)}{1/2} - \frac{(0)}{0} \right) L = x_T$, where $\hat{U}(q)|_n = e^{(n)q}|_n$. One may demonstrate that, despite of being non-Hermitian, the operator $\hat{U}(q)$ possesses only real eigenvalues.

In the limit of small concentration, 1 , one may write the operator \hat{U} in the eigenbasis of the Hamiltonian \hat{H} (Bloch basis). Due to 1 condition only lowest eigenvalues of \hat{H} should be retained. At $q = 0$ (the band minimum) there is a well-separated ground-state of \hat{H} , given by $|0\rangle = 0$. Evaluating the matrix element of e^{-i} , one obtains $\frac{(0)}{0} = \ln(2)$. On the other hand, at $q = 1/2$ (the band maximum) and 1 there are two almost degenerate eigenvalues at $\frac{(0;1)}{1/2} = 1/4$. Therefore, $\frac{(0)}{1/2} = 1/4 \ln(\sinh 2)$. As a result, one arrives at Eq. (7), which in the limit yields Eq. (4).

In the large concentration limit, > 1 , one may employ a variant of the WKB approximation to find a spectrum of \hat{U} . To this end one writes the eigenfunction as $() = e^{i p - S()}$ and retains only the leading order in \hbar . The corresponding equation for $S()$ reads as:

$$(S')^2 + i = -e^i + e^{-i} : \quad (11)$$

The two terms on its right hand side represent positive and negative mobile ions correspondingly. For large concentration of fixed negative charges, > 1 , and moderate concentration of mobile salt, < 1 , one may consider

only positive ions entering the channel and disregard the negative ones. This amounts on omitting the e^{-i} term on the r.h.s. of Eq. (11) (the fixed negative charge is encoded in the i term on the l.h.s.). Then shifting the variable in the complex plane: $z = i + i \ln()$ and denoting $\tilde{S} = S - i \ln()$, one brings Eq. (11) into the parameterless form: $S' = \tilde{S} - i + e^{\tilde{S}}$. The right hand side of this expression is an analog of the canonical momenta in the Hermitian WKB scheme. In particular its zeros play the role of the classical turning points and determine the structure of the branch cuts on the complex plane. The integrals of the canonical momenta along such branch cuts determine both the spectrum and the bandwidth upon changing the boundary parameter q .

In the strip of the complex plane bounded by $j < j < j$ there are two turning points at $\tilde{S} = \tilde{S} = 6$, where 1 is defined as $\tilde{S} = 1 + \tilde{S} = 2$. The structure is then periodically replicated outside this strip. Choosing the branch cut to run between the two turning points and applying the Bohr-Sommerfeld quantization rule, one finds the spectrum: $\tilde{S}^{(n)} = 1 + (n + 1/2) 2\pi$. Since $\tilde{S} \rightarrow 1$ in the limit > 1 , the two turning points are essentially close to the origin. To find the bandwidth one needs the "tunnelling" probability between the adjacent strips of the plane. To this end one chooses the branch cuts, which emanates from the turning points outwards, approaching $\tilde{S} = i\pi$. The (exponentiated) integral of the canonical momenta along such a cut gives the WKB tunnelling probability and hence the bandwidth $\frac{(0)}{1/2} - \frac{(0)}{0}$. Such an integration leads to Eq. (5).

For numerical calculation it is convenient to choose the basis of the angular momentum, e^{im} , to evaluate $Z(q)$. In this basis the charge creation operator e^{-i} takes the matrix form $[m, m+1]$, while the Hamiltonian $\hat{H}_{m,m} = (m+q)^2$, $m, m+1, m, m-1$. Truncating these infinite matrices with some large cutoff, one may directly exponentiate, multiply and trace them to find the free energy for any arrangement of fixed charges.

In conclusion, we have considered the ion transport through the channels with charged walls. We have shown that already relatively small concentration of wall charges reduces substantially the self-energy transport barrier created by the mismatch of the dielectric constants. Together with the Donnan potential, this may totally eliminate the barrier.

We are grateful to S. Bezrukov, A. I. Larkin and A. Parsegian for interesting discussions. A. K. is supported by the A.P. Sloan foundation and the NSF grant DMR-0405212. B. I. S. is supported by NSF grant DMR-0210844.

¹ B. Hille, Ion Channels of Excitable Membranes, Sinauer Associates, Sunderland, MA (2001).

² R. MacKinnon, Nobel Lecture. Angew Chem Int Ed Engl

- 43 4265 (2004).
- ³ D. A. Doyle, J. M. orais Cabral, R. A. Pfuetzner, A. Kuo, Gulbis J. M., Cohen S. L., B. T. Chait, R. M. Ackinnon Science. 280, 69 (1998).
 - ⁴ J. Li, D. Stein, C. M. Mullan, D. Branton, M. J. Aziz, and J. A. Golovchenko, Nature 412, 166 (2001).
 - ⁵ A. J. Storm, J. H. Chen, X. S. Ling, H. W. Zandbergen, and C. Dekker, Nat. Mater. 2, 537 (2003).
 - ⁶ A. Aksimentiev, J. B. Heng, G. Tinp, and K. Shulten, Biophys. J. 87, 2086 (2004).
 - ⁷ A. Parsegian, Nature 221, 844-846 (1969).
 - ⁸ P. C. Jordan, Biophys J. 39, 157 (1982).
 - ⁹ A. V. Finkelstein, D. N. Ivankov, and A. M. Dykhne, in preparation.
 - ¹⁰ S. Teber, cond-mat/0501662.
 - ¹¹ A. Kamenov, J. Zhang, A. I. Larkin, B. I. Shklovskii, Physica A (2005); cond-mat/0503027
 - ¹² P. C. Jordan, R. J. Bacquet, J. A. McCammon and P. Tran, Biophys. J. 55, 1041 (1989).
 - ¹³ H.-J. Appel, E. Bamberg, H. A. lpes, and P. Lauger, J. Membrane Biol. 31, 171 (1977).
 - ¹⁴ S. F. Edwards and A. Lenard, J. Math. Phys. 3, 778 (1962).