

Symmetry background of the fractional Aharonov-Bohm oscillation and an oscillation in dipole-transitions of narrow quantum rings with a few electrons

C. G. Bao*, G. M. Huang, and Y. M. Liu

The State Key Laboratory of Optoelectronic Materials and Technologies,
and Department of Physics, Zhongshan University, Guangzhou, 510275, P. R. China

The low-lying spectrum of a 3-electron narrow ring has been analyzed analytically. A phase-diagram for the ground state band against the magnetic field and the radius of the ring is obtained. The symmetry background of the fractional Aharonov-Bohm oscillation has been revealed. A very strong oscillation in the dipole transition is found. The discussion can be generalized to N -electron rings.

PACS numbers: 73.23.Ra, 78.66.-w

*Corresponding Author.

Quantum rings with a radius from 20 to 120 nm containing only a few electrons can now be fabricated in laboratories^{1,2}: When a magnetic field B is applied, interesting physical phenomena, e.g., persistent currents and Aharonov-Bohm oscillation (ABO) with a period $\phi_0 = hc/e$, the flux quanta, have been observed^{3,4}. In particular, the fractional ABO (FABO) with a period a fraction of ϕ_0 has been observed recently^{2,5}. The experimental observations, including the fractional periodicity, can in general be explained theoretically. Energy spectra and electronic correlations have been studied in quite detail⁶⁻¹¹. Nonetheless, in the previous study the emphasis was played in the dynamical aspect, the effect of symmetry was less touched. However, this effect is believed to be in general important to few-body systems¹²⁻¹⁶:

To remedy, the motivation of this paper is to clarify how the internal structures and physical properties are affected by symmetry. For this purpose, we shall analyze the nodal structures of wave functions, thereby to clarify the symmetry background of the FABO and to clarify the regularity appearing in the spectra. Furthermore, since the energy levels are affected by symmetry, the optical properties might be affected as well, this is also a point to be studied. In this paper only narrow rings are concerned, they are treated as one-dimensional.

Let a magnetic field B be perpendicular to the plane of a ring containing N electrons, let ϕ_j be the azimuthal angle of the j th electron, let a set of relative angles be denoted as $\phi'_1 = \phi_2 - \phi_1$; $\phi'_2 = \phi_3 - \phi_2$; \dots ; $\phi'_{N-1} = \phi_N - \phi_{N-1}$; and $\phi_c = \phi_N - \phi_1$. The Hamiltonian reads

$$H = H_{\text{coll}} + H_{\text{in}} + H_{\text{Zeeman}} \quad (1)$$

where

$$H_{\text{coll}} = D \left(\frac{i\hbar}{mc} + B \right)^2 \quad (2)$$

is for the collective motion, $D = \frac{\hbar^2}{2NmR^2}$, m is the effective mass, $\frac{N}{2} \frac{eR^2}{c}$ is the area of the ring.

$$H_{\text{in}} = \sum_j \frac{p_j^2}{2m_j R^2} \left(\frac{i\hbar}{m_j R} \right)^2 + \sum_{j < i} V_{ji} \quad (3)$$

is the internal Hamiltonian not depending on B , $j =$

$j_m = (j+1)$ is the reduced mass, and the interaction is adjusted as

$$V_{ji} = \frac{p_{ji}^2}{2m_{ji}^2} \frac{e^2}{d^2 + R^2 \sin^2(\phi_i - \phi_j)/2} \quad (4)$$

where ϵ is the dielectric constant and the parameter d is introduced to account for the effect of finite thickness of the ring⁷. The Zeeman energy is $H_{\text{Zeeman}} = B S_z$; where $g = g_B$, and S_z is the Z -component of the total spin S .

It is clear from (2) that the collective motion is equivalent to the motion of a single particle with a mass Nm and a charge Ne . However, H_{in} remains to be diagonalized. Let the eigenstates of H_{in} be called internal states, the permutation symmetries of their spatial parts depend on S . Thus, it is sure that the internal states depend on S . On the other hand, the orbital angular momentum L is an eigenvalue of H_{coll} , it describes the collective motion, therefore the internal states might not depend on L . However, as we shall see, they depend on L in a very special way. In what follows L is considered as positive, and B is negative.

We shall study mainly the case $N = 3$, the basis functions (not yet normalized)

$$e^{i(k_1\phi_1 + k_2\phi_2 + k_3\phi_3)} = e^{iL\phi_c} e^{i(k_a'\phi_1 + k_b'\phi_2)} \quad (5)$$

can be adopted, where $L = k_1 + k_2 + k_3$, $k_a = (k_1 - k_2)/2$, and $k_b = (k_1 + k_2 - k_3)/3$. Since k_1, k_2 ; and k_3 must be integer to assure the periodicity, k_b would be an integer if $L = 3J$ (where J is an arbitrary integer) and therefore the period of ϕ'_2 is 2π . Whereas, if $L \notin 3J$; k_b would not be an integer and the period of ϕ'_2 is 6π . Obviously, the two kinds of periodicity of ϕ'_2 lead to two kinds of internal structures. Thus, together with the two choices $S = 1/2$ and $3/2$, the internal states can be classified into four internal series $Q_{S,j}$, where $Q = +1$ implies the case $L = 3J$, $Q = -1$ implies $L \notin 3J$. In other words, Q denotes a specific subset of L ; the internal states do not depend on the value of L but on Q .

Due to eq.(1), once B and the energy $E_{Q,S,j}$ of an internal state $Q_{S,j}$ is known, a series of energy levels with angular momenta L belonging to the subset Q can be generated as

$$E = D(L + B)^2 + E_{Q,S,i} + B \quad (6)$$

each is associated with the eigenstate

$$= \frac{1}{2} e^{iL} c_{Q,S,i} \quad (7)$$

It is noted that H_{in} does not depend on B , therefore $E_{Q,S,i}$ does not depend on B also.

Let us study the 3-electron ring numerically as an example. Let $m = 0.063m_e$, $\mu = 12.4$ (for InGaAs), and $d = 0.05R$ (the qualitative results are not sensitive to d). For the diagonalization of H , the basis functions $e^{i(k_1 + k_2 + k_3)} = (2)^{3/2}$ are used, where k_i are integers, each is ranged from -20 to 20 . This is sufficient to obtain accurate solutions. After the diagonalization, the eigenenergies E are obtained. From E and from eq.(6) $E_{Q,S,i}$ can be extracted and four internal series are found just as predicted, they are listed in Table 1.

Table 1, Internal energies $E_{Q,S,i}$ of a 3-electron ring (in meV), the cases with $i = 1$ and 2 are listed.

(Q, S)	$R = 30\text{nm}$	$R = 90\text{nm}$
$(1; \frac{3}{2})$	9.1442, 15.1320,	2.6533, 3.6085,
$(-1; \frac{3}{2})$	11.9455, 15.4173,	3.1107, 3.6336
$(1; \frac{1}{2})$	11.8278, 11.8827,	3.1101, 3.1105,
$(-1; \frac{1}{2})$	9.1161, 11.8567,	2.6532, 3.1103,

It is clear from this table that, no matter how R is, $E_{1;3/2;1}$ and $E_{-1;3/2;1}$ are particularly low. Using only these two and using eq.(6) the low-lying spectrum against B can be exactly and entirely generated as shown in Fig.1. It is surprising that such a complicated spectrum contains only two internal states. Let L_0 and S_0 denote the quantum numbers of the ground state. In Fig.1 the ground state band (GSB) contains many segments, each has its own L_0 and S_0 . When $S_0 = 3/2$, $L_0 = 3J$; when $S_0 = 1/2$, $L_0 \notin 3J$. When B increases, L_0 will increase and the ground state will transit from one segment to its neighboring segment step by step.

Let $\uparrow(i)$ and $\downarrow(i)$ denote the up and down spin-states. Let $S_z = 1/2$ and $\uparrow\uparrow\downarrow(123)$, $\uparrow(1)\downarrow(2)\downarrow(3)$; then the antisymmetrized internal states can be expanded as¹⁶

$$c_{Q,S,i} = \uparrow\uparrow\downarrow(123) \uparrow\uparrow\downarrow(123) + \uparrow\uparrow\downarrow(231) \uparrow\uparrow\downarrow(231) + \uparrow\uparrow\downarrow(312) \uparrow\uparrow\downarrow(312) \quad (8)$$

Since the three terms in (8) are different only in the names of particles, the observation of one of them is sufficient. The norm $\|\uparrow\uparrow\downarrow(123)\|$ of $c_{Q,S,i}$ with $i = 1$ and 2 are plotted in Fig.2 as a function of B . In this choice, we are observing the motion of the spin-down electron relative to the two spin-up electrons. It is reminded that, if a pair of electrons are close to each other, the energy would increase due to the electron repulsion. Thus, the best configuration is the equilateral triangle (ET) which is associated with the minimum of the total interaction energy. From the point of dynamics, all the first-states ($i = 1$) would pursue the ET so as to lower their energies. However, only the two series with $(Q, S) = (1; \frac{3}{2})$ and $(-1, \frac{1}{2})$ succeed, they have a peak at $B' =$ which

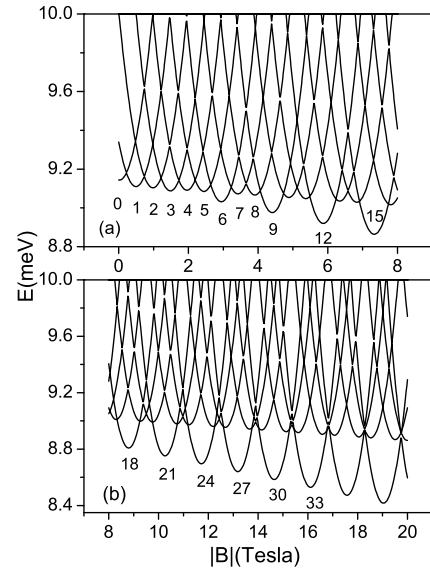


FIG. 1: Evolution of low-lying levels of a 3-electron ring with $R = 30\text{nm}$ against B . The orbital angular momentum of the ground state L_0 are marked by the levels.

corresponds to an ET (Fig.2a and 2d). Whereas there is a node at the ET in the other two series. Evidently, the node appearing at the minimum of potential energy would push the wave function away from the minimum and thereby cause the excitation of an oscillation back and forth around the minimum as an equilibrium point, this would cause a great increase in energy. This explains why the other two series are remarkably higher.

The appearance of the node has a profound background of symmetry. In general, if the N electrons form a N -sided equilateral polygon (EP) in the ring, the total interaction energy would be minimized. However, at this configuration, a rotation by $2\pi/N$ is equivalent to a cyclic permutation of coordinates. It was proved in ref.[15] that this equivalence leads to a constraint. As a result, the wave functions of $S = N/2$ states would have an inherent node at the EP if $L \notin N/2$, where G is an integer (half-integer) if N is odd (even). Alternatively, when $S = N/2 - 1$; the node would appear if $L = N/2$. This is called an EP prohibition (PEP). Obviously, if the set of orbital angular momenta contained in an internal series are free from the PEP, the series is allowed to pursue the favorable EP geometry, therefore its first states ($i = 1$) would be particularly low. This is the symmetry background that, when $N = 3$, the $(Q, S) = (1, 3/2)$ and $(-1, 1/2)$ first-states are low (cf. Table 1).

Based on eq.(6), the feature of the spectra can be explained analytically. When B is small, Fig.1 shows that, in the GSB, the difference in L_0 of two neighboring segments is one, i.e., L_0 is compactly aligned. Each segment is ranged from $B_a(L_0)$ to $B_b(L_0)$ and contains a minimum of energy at $B_{min}(L_0)$. B_a and B_b can be de-

rived from eq.(6) together with the condition that neighboring segments have the same energy at the boundaries. Besides, B_{min} can also be derived from eq.(6) and from $dE/dB = 0$. Due to B being small, we have

$$B_{min}(L_o) = (2D L_o + S_o) = 2D L_o = ; \quad (9)$$

Accordingly, the distance between the minima of two neighboring segments is $B_{min}(L_o) - B_{min}(L_o + 1)$

$= 1$, which is just the period of the FABO^{2;5}. Thus, the compact alignment leads to the FABO.

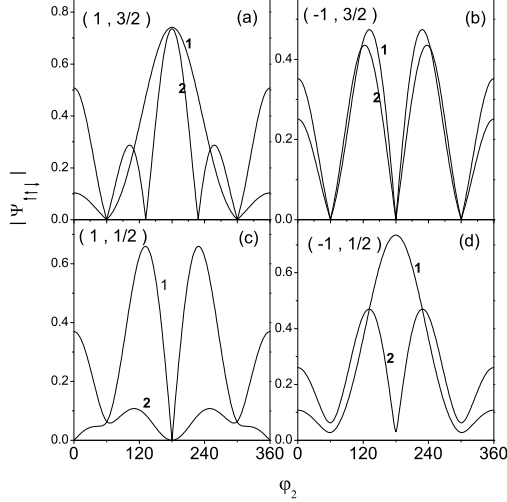


FIG. 2: $j=0$ component of the internal states $|\psi_{0,i}|$ plotted against ϕ_2 . ϕ_1 is fixed at 120, $R = 30\text{nm}$, the label (Q_S) are marked in the upper corner and indicated by the curves.

Fig.1 shows that, due to the Zeeman effect, the increase of B_j would enlarge the segments with $S = 3/2$ (i.e., $L_o = 3J$), while those with $S = 1/2$ (i.e., $L_o \notin 3J$) would become smaller and smaller. When B_j is sufficiently large, the minima of the $S = 1/2$ segments would disappear. This would begin to occur if $B_b(3J) = B_{min}(3J + 1)$. In this case we define a critical value $B_{crit1} = B_a(3J)$; When B_j is even larger, all the $S = 1/2$ segments would disappear. This would begin to occur if $B_b(3J^0) = B_a(3J^0 + 3)$. In this case we define another critical value $B_{crit2} = B_a(3J^0)$; E.g., for Fig.1, $B_{crit1} = 9.8$ and $B_{crit2} = 18.2$: Evidently, when $B_j > B_{crit1}$, due to the loss of the minima of the $S = 1/2$ segments, the distance between two adjacent minima (evaluated from (9)) is changed from $\phi_0 = 3$ to $\phi_0 = 1$: Thus, the period of the normal ABO recovers, and B_{crit1} is the boundary separating the fractional and normal ABO. When $B_j > B_{crit2}$, all the $S = 1/2$ segments disappear, and the GSB becomes purely polarized. Thus B_{crit2} is the boundary separating the partial and full polarization.

Based on the analytical expression eq.(6), the values of B_{crit1} and B_{crit2} can be obtained analytically, they depend on the radius R : The numerical results are plotted in Fig.3, which is a phase diagram containing three regions. The FABO appears only in region (I), thus it

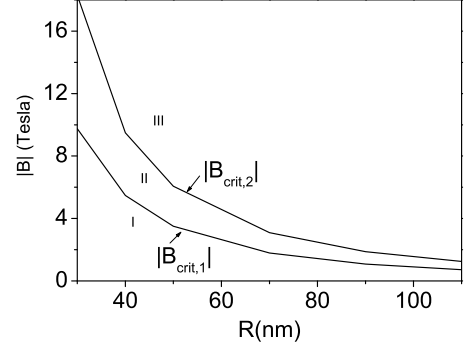


FIG. 3: The evolution of B_{crit1} and B_{crit2} against R .

emerges only when B_j is weak. However, for the rings with a small R (say, $R < 30\text{nm}$), the FABO exists even if B is strong.

Incidentally, let the orbital angular momenta of the GSB associated with B_{crit1} and B_{crit2} be denoted as L_{crit1} and L_{crit2} . It was found that both L_{crit1} and L_{crit2} depend on R very weakly. When R is ranged from 30 and 120, L_{crit1} and L_{crit2} remain to be 21 and 36, respectively.

The transitions of L_o and S_o in the GSB would lead not only to the oscillation of ground state energy, but also an oscillation in dipole radiation. Let the temperature T be very low (e.g., $T = 0.01\text{K}$) so that the system is mainly in its ground state. When dipole transitions between the ground state and a final state occurs both S_o and its Z -component are conserved, and the difference in angular momenta $L_f - L_o$ is ± 1 , (the subscript f denotes the final state). The difference in energies, from eq.(6), is

$$E_f - E_o = E_{Q_f;S_o,i} - E_{Q_o;S_o,i} + D(1 - 2(L_o + B)) \quad (10)$$

Let us focus on the most infrared radiation, i.e., the low energy limit denoted as $\lim(E_f - E_o)$. When $L_o = 3J$; we have $(Q_o;S_o) = (1;3/2)$. Since meanwhile $L_f = 3J + 1$, thus $Q_f = 1$. Since $E_{1;3/2;1}$ is associated with the internal series suffering the PEP, it is high and therefore leads to a big $\lim(E_f - E_o)$ (cf. Table 1). When $L_o = 3J - 1$; we have $(Q_o;S_o) = (1;1/2)$. Meanwhile L_f has two choices, $3J - 2$ or $3J$. The former choice has $Q_f = 1$, thus the ground state and the final state would have the same internal state $1; \frac{1}{2}; 1$ with the same internal energy $E_{1;1/2;1}$, and therefore leads to a small $\lim(E_f - E_o)$: The latter choice has $Q_f = +1$. However, $E_{1;1/2;1}$ is also pushed up by the PEP, therefore this choice leads to a large $E_f - E_o$ and can be neglected. Similarly, When $L_o = 3J + 1$; a small $\lim(E_f - E_o)$ exists. The low energy limit of the radiation absorbed by the GSB is plotted in Fig.4. During the increase of $B_j < B_{crit1}$, each time when B lies in a segment with $L_o = 3J$; the limit $\lim(E_f - E_o)$ jumps up remarkably and then jumps down afterward. This causes a very strong oscillation much stronger than the oscillation of the ground state energy. This oscillation would become even stronger

when R becomes smaller. The period of the oscillation is simply $B_{m \text{ in}}(L_o) - B_{m \text{ in}}(L_o + 3) = 0$, the same as the normal ABO. However, when $\beta_j > B_{\text{crit}1}$; the GSB is dominated by $L_o = 3J$ states, and the oscillation would disappear because the $\lim(E_f - E_o)$ do not jump down again.

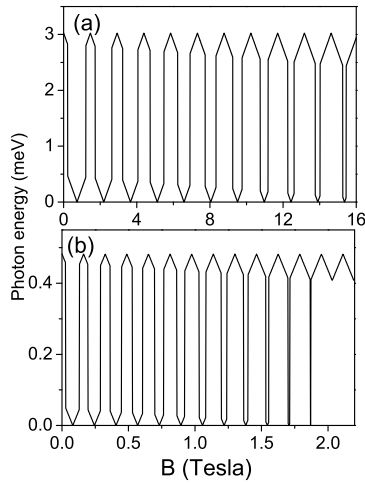


FIG. 4: Oscillation of the low energy limit of the radiation of the ground state against B . $R = 30\text{nm}$ (a) and 90nm (b).

In summary, the narrow rings with three electrons have been studied. The following findings are noticeable.

(1) When the relative angles θ_i are introduced to describe the internal states, the periods of θ_i depend on L : Therefore, the internal states depend on L in a specific way, and can be classified into a few series based on the periodicity. A specific subset of L is allowed in a series.

(2) The structures of distinct series of internal states are affected by symmetry in different ways. In particular, two favourable series are free from the PEP, their first-states are particularly low. These two first-states are sufficient to generate exactly the complete low-lying spectra. This is an interesting point, thereby the spectra can be understood analytically.

(3) The L allowed by the two first-states are complementary, they cover the whole range of L . When β_j increases but $B_{\text{crit}1}$, the two first-states appear in the GSB alternatively. As a result, L_o increases one-by-one, i.e., they are compactly aligned. This leads to the FABO. However, when $B > B_{\text{crit}1}$; the internal state with $S = 1=2$ disappears from the GSB. As a result, L_o increases each time by three, thus the normal ABO recovers.

(4) When $\beta_j < B_{\text{crit}1}$, a strong oscillation of the low energy limit of the radiation of the GSB was found. The amplitude of this oscillation is much stronger than that of the ground state energy. This is also a very interesting phenomenon.

Although the above findings are extracted from 3-electron rings, they hold also for $N > 3$ rings. It implies that the internal states can also be classified according to the periods of θ_i , thus they depend on L in a special way.

Some internal series are free from the PEP, and the low-lying spectra are generated by the first-states of them. When β_j is small, L_o is compactly aligned, the FABO would emerge. When β_j is large ($\beta_j > B_{\text{crit}2}$), the GSB is fully polarized and L_o increases each time by N , thus the normal ABO recovers. Before the full polarization, there would be a domain of B in which the GSB is dominated by both $S = N=2$ and $N=2-1$ segments. When B is given in one of the $S = N=2$ segment, the most infrared radiation of the ground state is associated with a transition of the internal state from a PEP-free series to a series suffering the PEP, and thus results in a large $\lim(E_f - E_o)$, while in the neighboring segments the $\lim(E_f - E_o)$ is small. This leads to the occurrence of the above mentioned optical oscillation. Incidentally, this oscillation does not appear when $N = 1$ or 2 .

Nonetheless, the cases with $N > 3$ and the cases of broad rings have to be further studied.

Acknowledgment, This work is supported by the NSFC of China under the grants 90306016 and 10174098.

- 1, A. Lorke, R.J. Luyken, A.O. Govorov, J.P. Kotthaus, J.M. Garcia, and P.M. Petro, Phys.Rev.Lett. 84, 2223 (2000).
- 2, U.F. Keyser, C. Fuhner, S. Borck, R.J. Haug, M. Bichler, G. Abstreiter, and W. Wegscheider, Phys.Rev.Lett. 90, 196601 (2003)
- 3, D. Mailly, C. Chapelier, and A. Benoit, Phys. Rev. Lett. 70, 2020 (1993)
- 4, A. Fuhrer, S. Luscher, T. Ihn, T. Heinzel, K. Ensslin, W. Wegscheider, and M. Bichler, Nature (London) 413, 822 (2001)
- 5, S.V. Iefers, P. Koskinen, P. Singha Deo, M. Manninen, Physica E 21, 1 (2004)
- 6, K. Niemela, P. Pietilainen, P. Hyvonen, and T. Chakraborty, Europhys.Lett. 36, 533 (1996)
- 7, M. Korkusinski, P. Hawrylak, and M. Bayer, Phys. Stat.Sol.B 234, 273 (2002)
- 8, Z. Bartoevic, G. Fuster, and M. Pacheco, Phys. Rev. B 65, 193307 (2002)
- 9, M. Ferconi and G. Vignale, Phys. Rev. B 50, 14722 (1994).
- 10, Li.Serra, M. Barranco, A. Emperador, M. Pi, and E. Lipparini, Phys.Rev.B 59, 15290 (1999)
- 11, A. Emperador, F. Pederiva, and E. Lipparini, Phys. Rev.B 68, 115312 (2003)
- 12, C.G. Bao, Few-Body Systems, 13, 41 (1992)
- 13, C.G. Bao, W.F. Xie, C.D. Lin, J. Phys.B: At.Mol. Opt.Phys. 27, L193 (1994)
- 14, W.Y. Ruan, Y.Y. Liu, C.G. Bao, Z.Q. Zhang, Phys. Rev.B 51, 4792 (1995)
- 15, C.G. Bao, Phys.Rev.Lett. 79, 3475 (1997)
- 16, C.G. Bao, Z Phys.D 22, 557 (1992)
- 17, H. Weyl, The Classical Groups (Princeton University Press, Princeton, N.J., 1946)
- 18, D.E. Rutherford, Substitutional Analysis (Edinburgh University Press, Edinburgh, 1948)

