

The conductance of a closed mesoscopic system

Doron Cohen¹, Tsimpanos Kottos^{2,3} and Holger Schanz^{3,4}

¹Department of Physics, Ben-Gurion University, Beer-Sheva 84105, Israel

²Department of Physics, Wesleyan University, Middletown, Connecticut 06459-0155, USA

³Max-Planck-Institut für Dynamik und Selbstorganisation und Institut für Nichtlineare Dynamik, Germany

⁴Universität Göttingen, Bunsenstrasse 10, D-37073 Göttingen, Germany

We make a distinction between the spectroscopic and the mesoscopic conductance of closed systems. We show that the latter is not simply related to the Landauer conductance of the corresponding open system. A new ingredient in the theory is related to the non-universal structure of the perturbation matrix which is generic for quantum chaotic systems. The resulting effect is not merely quantitative: For a ring-dot system we find that a smaller Landauer conductance implies a smaller spectroscopic conductance, while the mesoscopic conductance increases. Our considerations open the way towards a more realistic theory of dissipation in closed mesoscopic devices.

I. INTRODUCTION

In this paper we expose a new ingredient in the theory of energy absorption by closed mesoscopic driven systems. The main idea is that there are circumstances in which the rate of absorption depends on the possibility to make long sequences of transitions. The possibility to make a connected sequence of transitions between energy levels is greatly affected by structures in the energy landscape of the device.

The energy landscape of mesoscopic devices is typically structured. These structures are the fingerprint of the "shape" of the device, and more generally they are implied by semiclassical considerations. In the "quantum chaos" literature such structures are termed "non-universal" so as to distinguish them from the universal fluctuations which are described by random matrix theory.

The rate of energy absorption can be greatly reduced by the presence of bottlenecks. These bottlenecks are the regions in energy space where the couplings between levels are small. In order to take the effect of these structures into account we have to go beyond the conventional framework of linear response theory.

A. The theory of conductance

A major application of the above idea concerns the theory of conductance of closed mesoscopic rings [1, 2, 3, 4, 5]. In a typical experiment [6] a collection of mesoscopic rings are driven by a time dependent magnetic flux $\Phi(t)$ which creates an electromotive-force (EMF) $\mathcal{E} = -\dot{\Phi}$ in each ring. Assuming that Ohm's law applies, the induced current is $I = \mathcal{E}/R$ and consequently the rate of energy absorption is given by Joule's law as $G \mathcal{E}^2$ where G is called the conductance.

In order to calculate the conductance it is essential to assume that the levels are effectively "broadened" due to the non-adiabaticity of the driving [7] or due to the interaction with the environment [3]. In the adiabatic regime the level broadening is smaller compared with

the mean level spacing Δ , and the leading dissipation mechanism, depending on the effectiveness of the environmental relaxation process, is either the Landau-Zener mechanism [8], or the Debye relaxation mechanism [2].

In the present work we assume that Δ is much larger than \mathcal{E} but much smaller compared with any other semiclassical energy scale. Hence the energy absorption mechanism is dominated by Fermi-Golden-Rule (FGR) transitions. FGR with some extra assumptions (that we would like to challenge) is the basis for linear response. FGR within the framework of the conventional linear response formalism leads to the Kubo formula, which is a major tool in many fields of theoretical physics and Chemistry. Diagrammatic techniques of calculating conductance are based on this formula.

For disordered rings the Kubo formula leads to the Dnude formula for G . A major challenge for past studies was to calculate and to measure weak localization corrections to the Dnude result, taking into account the level statistics and the type of occupation [5]. These weak localization corrections are of order \mathcal{E}^2 . It should be clear that these corrections do not challenge the leading order Kubo-Dnude result.

In this paper we are going to argue that there are circumstances where the Kubo formula, and hence also the Dnude result, fail even as a rough approximation. This failure is related to non-universal structures in the energy landscape of the device. Such structures are predominant feature of ballistic devices. In this paper we are going to consider the case of a single mode ring, while in another publication [9] we are going to consider the case of a multimode ring. For an extended discussion of the problem see [10].

We are not aiming in this paper to expose a "rival dissipation mechanism" or "corrections" to the Kubo formula. Rather we would like to expose circumstances where Kubo formula cannot be trusted even as a starting point for a calculation. This observation in pose severe limitations on the applicability of standard diagrammatic techniques that involve disorder averaging over products of Green functions.

B. The notion of mesoscopic conductance

Conventionally G is related to the first-order transitions that dominate the energy absorption in the limit of weak driving amplitude. The initial population of the levels is determined by the temperature. It is further assumed (unlike in this paper) that the environmental induced relaxation time is short enough to make EMF driven multi-photon absorption irrelevant. This can be translated into a condition of having very small EMF.

Within the framework of the conventional treatment, the rate of transition from an initial level (m) to some other level (n) is determined by the matrix element I_{nm} of the time dependent perturbation. Summing over all transitions and averaging over the initial level we get the Kubo formula

$$G_{\text{spec}} / \hbar \propto \overline{|I_{nm}|^2} \delta(E_m - E_n - \hbar\omega) \quad (1)$$

where ω is the frequency of the driving, and $\overline{}$ stands for a statistical average. We refer to the result of such a calculation as spectroscopic conductance.

On the other hand, one should consider the long-time dynamics. Let us assume that the rate of environmental induced relaxation is negligible compared with the rate of the EMF driven FGR transitions. In such case the absorption depends on the possibility to make long sequences of transitions, leading to diffusion in energy. This diffusion determines the rate of energy absorption [11], and hence the mesoscopic conductance G_{meso} .

The distinction between G_{meso} and G_{spec} is related to the experimental circumstances. The short time absorption of a large collection of rings is determined by G_{meso} , but after a transient we may get a slower rate of absorption which is limited by the bottlenecks in the energy landscape. In another publication [12] we have a numerical simulation that demonstrates this transient. Assuming that the environmental induced relaxation is very slow compared with the time scale of this transient it follows that the experimentally measured conductance is G_{meso} rather than G_{spec} .

C. Description of the model system

For sake of analysis we would like to define the simplest model where our general idea can be demonstrated. As explained in the introduction there is a large class of systems, where the perturbation matrix (I_{nm}) is structured. In particular this is the case with ballistic rings. The simplest would be to consider a one channel ring. In order to have some weak scattering mechanism we assume that the ring is weakly connected to a big dot region. A particle that moves inside the ring has some small probability to enter into the dot region, where its velocity is randomized. We are going to argue that the long-time energy absorption process is not determined by a simple average over matrix elements as in Eq.(1). We would like

to figure out what is the conductance of such ring as a function of the ring-dot coupling.

To be specific we analyze the model which is illustrated in Fig. 1a, where the dot is modeled as a big chaotic network. The ring states mix with the dense set of the dot states, and resonances are formed. Large I_{nm} matrix elements are found only between states within resonances, thus leading to a structured band profile (see Fig. 2b). We assume that the driving frequency ω is much smaller than the typical energy scale that characterizes the structure of I_{nm} . We will show that the off-resonance regions form bottlenecks for the long-time energy diffusion (there is an analogy here with the problem of percolation). As a result we get $G_{\text{meso}} \neq G_{\text{spec}}$. We note that if I_{nm} had no structure we would get $G_{\text{meso}} = G_{\text{spec}}$.

In the presented analysis dynamical localization effect is ignored. This mechanism also leads to suppression of energy absorption, but it involves much longer time scales. Moreover, it is extremely sensitive to decoherence, and to any temporal irregularity of the driving. Thus in typical realistic experimental circumstances the suppression of diffusion due to 'bottlenecks' is much more likely than the suppression of diffusion due to a dynamical localization effect.

D. Main results and their experimental significance

If the ring were opened as in Fig. 1c we could have asked what is its Landauer conductance. It is convenient to characterize the device by the energy averaged Landauer conductance

$$g_{cl} = \hbar g_L(E) \quad (2)$$

We use $0 < g < 1$ rather than G in order to indicate that the conductance of the opened device is measured in units of $e^2/2$ (~ 2). The subscript of g_{cl} further imply that the energy average yields the classical transmission of the device.

It is well known that the Landauer formula can be regarded as the outcome of the Kubo formula [13]. The question is what happens to the Kubo calculation once the system is closed as in Fig. 1b. If we ignore the quantum interference within the ring, then we argue that we get the spectroscopic result

$$G_{\text{spec}} = \frac{e^2}{2} \frac{g_{cl}}{1 - g_{cl}} \quad (3)$$

In contrast to that, within the framework of our theory of mesoscopic conductance we get a very different result:

$$G_{\text{meso}} = \frac{e^2}{2} (1 - g_{cl})^2 g_{cl} \quad (4)$$

One observes that in the limit $g_{cl} \ll 1$ (weak coupling of the ring with the dot) the mesoscopic conductance goes to zero, while the spectroscopic conductance diverges. In fact we are going to set a quantum limit to the latter divergence.

It is worth emphasizing that our predictions regarding the conductance of ballistic rings shed new light on the old "Landauer formula controversy". See also further discussion of this point in Ref.[10].

Measurements of the the conductance of closed mesoscopic rings have been performed already 10 years ago [6]. In a practical experiment a large array of rings is fabricated. The conductance measurement can be achieved via coupling to a highly sensitive electromagnetic superconducting micro-resonator. In such setup the EMF is realized by creating a current through a "wire" that spirals on top of the array, and the conductance of the rings is determined via their influence on the electrical circuit. Another possibility is to extract the conductance from the rate of Joule heating. The latter can be deduced from a temperature difference measurement assuming that the thermal conductance is known.

Our interest is not in diffusive rings but rather in ballistic rings. To the best of our understanding such devices can be fabricated. Moreover we believe that molecular size devices with closed "ring geometry" are going to be of great interest in the near future. It is likely that the dynamics in such devices would be of ballistic nature. Namely, it is likely that the mean free path in such rings would be larger compared with their perimeter.

The results in the present paper apply to single mode rings with specific geometry. This geometry is optimal for an experiment. The ring-dot coupling can be controlled by a gate voltage. The conductance can be measured as a function of the coupling, and at least the qualitative agreement with Eq.(4) can be tested.

E. Outline

The structure of this paper is as follows: We derive a general expression for the conductance assuming diffusion limited absorption of energy; We analyze the ring-dot model and express the results as a function of the averaged Landauer conductance. We explore the dependence of the result on the level broadening. Finally we discuss limitations on the validity of our results.

II. THE KUBO FORMULA AND THE SPECTROSCOPIC CONDUCTANCE

We define the one-particle current operator I in the conventional way as the symmetrized version of $e\hat{v}(\mathbf{x} - \mathbf{x}_0)$, with $\hat{v} = \hat{p}/m$, where m and e are the mass and the charge of a spinless electron, and $\mathbf{x} = \mathbf{x}_0$ is a section through which the current is measured. In the later numerical analysis it was convenient to redefine $I := \int dx_0 a(\mathbf{x}_0) I$ where $a(\mathbf{x}_0)$ is a δ -like weight function whose integral over the ring obeys $\int a(\mathbf{x}) d\mathbf{x} = 1$.

The symmetrized current-current correlation function for an electron with energy E is denoted as $C_E(\omega)$. The

Fluctuation-Dissipation (FD) version of the Kubo formula is

$$G = g(E_F) \frac{1}{2} \sum_{\omega} \omega C_E(\omega) \quad (5)$$

where $g(E_F)$ is the density of states at the Fermi energy E_F . If the classical transmission of the ring is g_{cl} then a classical calculation of $C_E(\omega)$ leads to [10]:

$$G = \frac{e^2}{2} \frac{g_{cl}}{1 - g_{cl}} \quad (6)$$

We note that if we had neglected the multiple reflections within the ring (which is formally justified in case of an open system) we would get g_{cl} instead of $g_{cl}/(1 - g_{cl})$ in agreement with the Landauer formula.

We turn now to a full quantum mechanical calculation. The power spectrum of the fluctuations is defined as the Fourier transform of the correlation function $C_E(\omega)$. In the quantum case it is related to the matrix elements of the current operator as follows [14]:

$$C_E(\omega) = \frac{1}{4} \sum_{n, m} \langle I_{nm} \rangle^2 \frac{E_m - E_n}{\omega} \quad (7)$$

where Γ is the level broadening as explained in the introduction [7]. We can rewrite Eq.(5) as

$$G = g(E_F) \frac{1}{2} \hbar C_E(0) \quad (8)$$

with $\hbar = 0$. This is the "proper" way to write Eq.(4). It is mathematically identical to the Kubo formula Eq.(5), but we have incorporated also a statistical average $\overline{\langle \dots \rangle}$. This means an average over (initial) energy or, if applicable, over realizations of disorder. Hence we arrive to the notion of spectroscopic conductance. Within a semi-classical Green function calculation [15] which is exact for a network model we can justify for G_{spec} a diagonal approximation leading to Eq.(6).

III. COARSE GRAINED DIFFUSION AND THE MESOSCOPIC CONDUCTANCE

Our interest is in the mesoscopic conductance. Therefore we have to revise the derivation that leads to Eq.(8). It is well established [11] that due to the EMF there is a diffusion in energy space with the coefficient

$$D_E = (1/2) C_E(0) \hbar^2 \quad (9)$$

In the classical analysis $C_E(\omega)$ and hence D_E are smooth functions of E . But upon quantization D_E might have a modulation on a classically small energy scale ϵ_0 / \hbar which is still much larger compared with the mean level spacing ϵ_0 . The energy scale ϵ_0 reflects the appearance of a structured band profile and it is the new ingredient in our analysis. Assuming that D_E has indeed a "microscopic" dependence on E , we ask what is the coarse

grained value of D_E . To answer this question we assume a steady state distribution $\rho(E)$ that supports a current $J_E = \text{const}$ (in energy space). Assuming for simplicity a constant density of states it follows that $d\rho(E)/dE = J_E/D_E$ and therefore $\rho(E_2) - \rho(E_1) = \int_{E_1}^{E_2} d\rho(E) = J_E/D_E$. This implies that the coarse-grained distribution coefficient is

$$\overline{D_E} = \frac{h}{L} \frac{1}{D_E} \quad (10)$$

where the indicated average in the r.h.s. is over the energy E . This reasoning leads again to Eq.(8), but for the mesoscopic conductance Eq.(10) requires that the statistical average is harmonic rather than algebraic. Consequently the mesoscopic conductance is typically smaller than the spectroscopic conductance.

IV. PRELIMINARY ANALYSIS OF THE MODEL SYSTEM

We turn now to a detailed description of our model (Fig. 1a). A chaotic network is weakly coupled to a ring in two places in order to destroy odd-even symmetries of the eigenstates. Each coupling vertex is described by a 3×3 symmetric orthogonal matrix

$$S = \begin{pmatrix} 0 & \frac{1}{2}(1 + \frac{p}{c} \frac{1-2c}{1-2c^2}) & \frac{1}{2}(1 + \frac{p}{c} \frac{1-2c}{1-2c^2}) & c & 1 \\ \frac{1}{2}(1 + \frac{p}{c} \frac{1-2c}{1-2c^2}) & \frac{1}{2}(1 + \frac{p}{c} \frac{1-2c}{1-2c^2}) & \frac{1}{2}(1 + \frac{p}{c} \frac{1-2c}{1-2c^2}) & p \frac{c}{1-2c^2} & A \\ \frac{1}{2}(1 + \frac{p}{c} \frac{1-2c}{1-2c^2}) & \frac{1}{2}(1 + \frac{p}{c} \frac{1-2c}{1-2c^2}) & \frac{1}{2}(1 + \frac{p}{c} \frac{1-2c}{1-2c^2}) & p \frac{c}{1-2c^2} & A \\ c & p \frac{c}{1-2c^2} & p \frac{c}{1-2c^2} & 1 & 0 \end{pmatrix}$$

where the coupling parameter is $0 < c < 1$. The 2×2 scattering matrix describing the complete effect of the network on the ring is characterized by the average Landauer conductance g_{cl} . Hence the coupling between the network and the ring is quantified by the dimensionless parameter $1/g_{cl} \approx c^2$ (see Fig. 3b), which we assume to be much smaller than 1. The length of the ring is L_0 while the total length of all the bond is L . Resonances are formed because of the coupling of the ring states to the network states. Hence we have

$$\Delta E = \frac{h}{L} = \text{mean level spacing} \quad (11)$$

$$\Delta E_0 = \frac{h}{L_0} = \text{distance between resonances} \quad (12)$$

$$\Delta E_0 = \frac{1}{2} (1 - g_{cl}) \Delta E = \text{width of resonances} \quad (13)$$

where $v_E = (2E/m)^{1/2}$. Having defined the dimensionless parameters of the model system ($L=L_0$ and g_{cl}) as well as the relevant energy scales (ΔE ; ΔE_0), we are fully equipped to turn to the calculation of the conductance.

A key object in the analysis is the weight $q(E_n)$ of each state in the ring region. We write the wavefunction on the ring as $\psi(x \text{ ring}) = A_n \sin(k_n x)$ and define

$$q(E_n) = \frac{L}{2} \frac{A_n^2}{L_0} \quad (14)$$

where r are the ring states in the absence of coupling ($c=0$). If we could assume ergodicity of the wavefunctions then $A_n = (2/L_0)^{1/2}$ and we would get $q(E) = 1$. But if the coupling becomes weak ($1/g_{cl} \gg 1$) then ergodicity does not hold (Fig. 3a) and we have $\bar{q} = 1$ only upon averaging over energy. Using perturbation theory we get as the simplest approximation that $q(E)$ is a sum of Lorentzians:

$$q(E) = \sum_r \frac{\Gamma_r}{(\Gamma_r)^2 + (E - E_r)^2} \quad (15)$$

where the resonance energies E_r have spacing ΔE_0 . It is important to notice that the above expression does not reflect that

$$\lim_{L \rightarrow \infty} q(E_n) = \frac{L}{L_0} = \frac{0}{L_0} \quad (16)$$

The maximum corresponds to the extreme case of having all the probability of the wavefunction inside the ring such that $A_n = (2/L_0)^{1/2}$. This situation is attained if we decrease the coupling so as to have no mixing of ring states with tree states ($\Delta E_0 \rightarrow 0$). In the following discussion we assume that the latter (trivial possibility) is not the case. Hence we observe from Eq.(15) that $q(E) \approx (1/g_{cl})^2$ on resonances (where $E = E_r$), while $q(E) \approx (1/g_{cl})^2$ on resonances (where $E = E_r \pm \Delta E_0$). The algebraic energy average over $q^2(E)$ is dominated by the peaks within resonance regions, whereas the harmonic average is dominated by the bottleneck off-resonance (valley) regions. The relative size of the resonance regions is $\Delta E_0 = \Delta E (1 - g_{cl})$. Therefore we get

$$\overline{q^2} = (1 - g_{cl})^2 \quad (17)$$

$$[\overline{q^2}]^{-1} = (1 - g_{cl})^2 \quad (18)$$

V. CALCULATION OF THE CONDUCTANCE FOR THE MODEL SYSTEM

Given the eigenfunctions of the network the matrix elements of the current operator are

$$I_{nm} = \frac{e v_F}{2} A_n A_m \sin(k_n x_0 - k_m x_0) : \quad (19)$$

Without loss of generality we set $x_0 = 0$ and find that for nearby levels ($E_n - E_m \approx \Delta E_0$)

$$\frac{2}{L} I_{nm}^2 = e^2 \frac{v_F}{L} q(E_n) q(E_m) g \quad (19)$$

where $0 < g < 1$ is defined as the average value of $2 \sin(k_n x_0 - k_m x_0)^2$ for nearby levels. If we change x_0 the correction to g is at most of order $(E_n - E_m)^2 = \Delta E_0^2$ and hence can be neglected.

Now we can get an explicit result for $C_E(\Delta E)$ via Eq.(7) and hence for the conductance:

$$G = \frac{e^2}{2} \overline{h q(E) q(E + \Delta E)} \quad (20)$$

where $q(E)$ is a smoothed version of $q(E)$ as implied by Eq.(7). Note that in the numerical analysis one should be careful to use a smoothing kernel that excludes the center element, as implied by the restriction $m \neq n$.

Using Eq.(20) with Eq.(17) we get for the spectroscopic conductance

$$G_{\text{spec}} = \frac{e^2}{2} \sim (1 - g_1)^{-1} g, \quad (21)$$

Comparing this to Eq. (6) we deduce $g = g_{c1}$. On the other hand using Eq.(20) with Eq.(18) we get

$$G_{\text{spec}} = \frac{e^2}{2} \sim (1 - g_1)^2 g, \quad (22)$$

which leads to Eq.(4) for the mesoscopic conductance.

We can rephrase the above procedure as follows: Given the well behaved (ϵ insensitive) spectroscopic conductance, the mesoscopic conductance is obtained using

$$G_{\text{meso}} = [(1 - q^2)^{-1} - q^2] G_{\text{spec}} \quad (23)$$

with q implicit in the definition of q . Thus in order to calculate G_{meso} we need to know both G_{spec} and $q(E)$. For ϵ at band ($q(E) = 1$) and we get $G_{\text{meso}} = G_{\text{spec}}$, but in general $G_{\text{meso}} < G_{\text{spec}}$.

V I. L I M I T A T I O N S

It should be stressed again that ϵ is a free parameter in Eq.(23). It is determined by the non-adiabaticity of the driving [7] and by the surrounding environment [3]. In the adiabatic regime we have $\epsilon < 1$ and we get that the Kubo conductance goes to zero. Consequently one should consider the effect of other (rival) dissipation mechanisms (Landau-Zener [4], Debye [2]).

What we have assumed in the above calculation is $\epsilon \ll 1$. Our results do not apply to the adiabatic regime. On the other extreme, for very large driving rate (EMF) we may have a non-perturbative response [16] that can invalidate the fluctuation-dissipation relation on which the calculation of D_E has been based.

V I I. N U M E R I C S

Numerical tests have been done for the model systems of Fig. 1a. We have chosen a network containing 25 bonds of length 1 such that $L = 25$. Our energy window was set around $k = 25000$. We computed $(\langle \epsilon_n \rangle; \langle A_n \rangle)$ and with these data we have done the analysis described above. In particular we have obtained $q(E)$ for various values of the couplings (see Fig. 3a). Then we have calculated both the algebraic and the harmonic averages of $q^2(E)$. From the results which are presented in Fig. 3b we were able to deduce that the relation between these averages and g_{c1} is as expected from the theoretical considerations.

In Fig. 4 we show that the numerical result for G_{spec} and G_{meso} is sensitive to the smoothing parameter ϵ . Note that the displayed range exceeds the physically relevant region. In the adiabatic regime ($\epsilon < 1$) the results are unstable numerically and of no significance. Also very large values of ϵ are not significant. We observe in Fig. 4 that G_{spec} approaches a constant for $g_{c1} \rightarrow 1$ and $\epsilon \rightarrow 0$. This saturation is due to the quantum border of Eq.(16).

We have a second set of data (not displayed) for a similar network with $L=L_0$ larger by a factor 3.5. We have verified that the saturation value of G_{spec} increases by the same factor.

V I I I. S U M M A R Y

The purpose of this work was to study the simplest model of a closed device where the notion of conductance is meaningful. In order to construct such a model "quantum chaos" considerations are essential. A ring with a simple scatterer is not good enough because energy diffusion and hence I/ϵ cannot be justified. Therefore we have replaced the scatterer by a complicated network. This turned out to be an example where the conductance depends crucially on the non-universal structure of the perturbation matrix.

In other systems with modulated band profile a similar effect is expected, although not necessarily as dramatic as in our model. In particular we note a follow up work [9] where we calculate the conductance of multimode ballistic rings.

The model system that we have picked is of particular interest because it brings to an extreme a clash which is associated with the discussion of the Landauer formula. For an open system the conductance of a one-channel system is less than unity. For a closed device we have to distinguish between spectroscopic and mesoscopic conductance. The former equals $g_{c1} = (1 - g_1)$ and can be arbitrarily large in the limit of weak scattering, while the latter equals $(1 - g_1)^2 g_{c1}$ and goes to zero in this limit (disregarding higher-order corrections). More generally we can say that within the validity of our assumptions g_{c1} is the upper limit for the mesoscopic conductance of a one-channel system.

The calculation of the conductance of closed devices is sensitive to the non-adiabaticity parameter ϵ . Hence theoretical considerations that go well beyond the common Kubo formalism are essential.

DC thanks M. Wilkinson, B. Mehlig, Y. Gefen and S. Fishman for intriguing discussions. The research was supported by the Israel Science Foundation (grant No.11/02), and by a grant from the GIF, the German-Israeli Foundation for Scientific Research and Development.

- [1] M. Buttiker, Y. Imry and R. Landauer, Phys. Lett. 96A, 365 (1983).
 [2] The Debye relaxation mechanism is discussed by R. Landauer and M. Buttiker, Phys. Rev. Lett. 54, 2049 (1985). M. Buttiker, Phys. Rev. B 32, 1846 (1985).
 [3] The Kubo formula is applied to disusive rings by Y. Imry and N. S. Shiren, Phys. Rev. B 33, 7992 (1986).
 [4] Y. Gefen and D. J. Thouless, Phys. Rev. Lett. 59, 1752 (1987). M. W. Wilkinson, J. Phys. A 21 (1988) 4021. M. W. Wilkinson and E. J. Austin, J. Phys. A 23, L957 (1990).
 [5] A review for the theory of conductance of closed disusive rings has been written by A. Kamenev and Y. Gefen, Int. J. Mod. Phys. B 9, 751 (1995).
 [6] Measurements of conductance of closed disusive rings are described by B. Reulet, M. Ramoin, H. Bouchiat and D. Mailly, Phys. Rev. Lett. 75, 124 (1995).
 [7] The issue is best discussed in Section V III of D. Cohen, Phys. Rev. B 68, 155303 (2003).
 [8] M. W. Wilkinson, J. Phys. A 21, 4021, (1988).
 [9] S. Bandopadhyay, D. Cohen, Y. Etzion, B. M. Ehlig and

- M. W. Wilkinson, in preparation.
 [10] D. Cohen and Y. Etzion, J. Phys. A 38, 9699 (2005).
 [11] The application of the diffusion picture to the study of energy absorption has been proposed in Ref. [8] and further developed by D. Cohen, Annals of Physics 283, 175 (2000).
 [12] M. W. Wilkinson, B. M. Ehlig and D. Cohen, "Semilinear response", preprint (2005).
 [13] D. S. Fisher and P. A. Lee, Phys. Rev. B 23, 6851 (1981). H. J. Baranger and A. D. Stone, Phys. Rev. B 40, 8169 (1989). D. Cohen, Phys. Rev. B 68, 201303(R) (2003).
 [14] M. Feingold and A. Peres, Phys. Rev. A 34, 591 (1986). Feingold, D. Leitner, and M. W. Wilkinson, Phys. Rev. Lett. 986 (1991).
 [15] D. Cohen, T. Kottos and H. Schanz, Phys. Rev. E 71, 035202(R) (2005).
 [16] D. Cohen, Phys. Rev. Lett. 82, 4951 (1999); D. Cohen and T. Kottos, Phys. Rev. Lett. 85, 4839 (2000).
 [17] D. Cohen and T. Kottos, Phys. Rev. E 63, 36203 (2001).

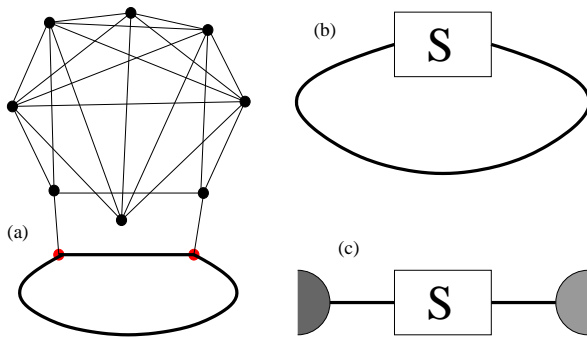


Fig. 1: (a) The ring-network model. (b) Schematic representation. (c) The corresponding open system.

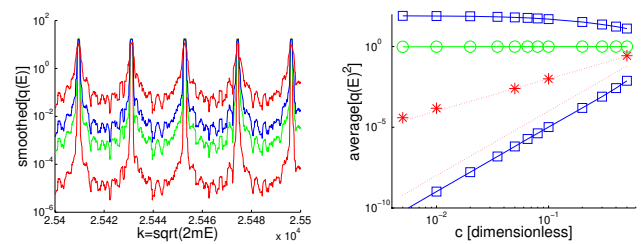


Fig. 3: Left panel: Smoothed $q(E_n)$ for $0.005 < c < 0.5$. Right panel: The horizontal axis is c . The dotted red lines are c^2 and c^4 . The averages $1 = [1 = q(E)^2]$ (lower curve), and $[q(E)^2]$ (upper curve), and $[q(E)]$ (circles) are calculated. The coupling measure $1 - g_{c1}$ (stars) is numerically obtained from the Landauer conductance.




Fig. 2: Writing the perturbation in the basis of the unperturbed Hamiltonian we get a structured matrix: On the left we display a representative result for a quantized hard chaos system (taken from Ref. [17]). On the right we display the result for the ring-network model of this paper.

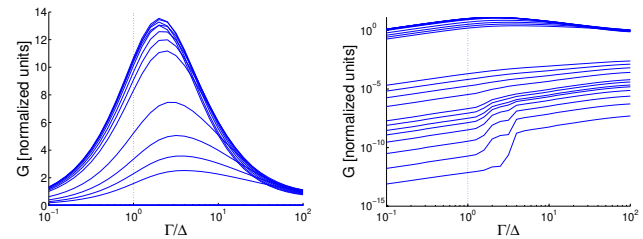


Fig. 4: The spectroscopic and mesoscopic conductances as a function of $\Gamma = \Gamma/\Delta$ for the various values of c . The former is resolved in the normal scale (left) while the latter is resolved in the log scale (right). The vertical dotted line indicates the value that has been assumed in Fig. 3b.