

# Global minimum determination of the Born-Oppenheimer surface within density functional theory

Stefan Goedecker, Waldemar Hellmann  
*Institut für Physik, Universität Basel,  
 Klingelbergstr. 82, 4056 Basel, Switzerland*

Thomas Lenosky  
*Physics Department, Ohio State University  
 1040 Physics Research Building,  
 191 West Woodruff Avenue,  
 Columbus, Ohio 43210-1117*

We present a novel method, which we call dual minima hopping method (DMHM), that allows us to find the global minimum of the potential energy surface (PES) within density functional theory for systems where a fast but less accurate calculation of the PES is possible. This method can rapidly find the ground state configuration of clusters and other complex systems with present day computer power by performing a systematic search. We apply the new method to silicon clusters. Even though these systems have already been extensively studied by other methods, we find new configurations for  $\text{Si}_{16}$  and  $\text{Si}_{17}$  that are lower in energy than the previously found.

The determination of the structure of a molecule, cluster or crystal is one of the most fundamental and important tasks in solid state physics and chemistry. Practically all physical properties of a system depend on its structure. The structural configurations of a system are determined by the Born-Oppenheimer potential energy surface (PES) which gives the energy of a system as a function of its atomic coordinates. Minima of the potential energy surface give stable configurations. The global minimum gives the ground state configuration. At low enough temperature the system will be found in this global minimum structure assuming that this structure is kinetically accessible. Since the variation of the zero point energy between different structures is generally negligible, the determination of the ground state structure is equivalent to the mathematical problem of finding the global minimum of the PES.

It is well established that the PES of a condensed matter system can be calculated with good accuracy within density functional theory (DFT). Nevertheless DFT methods have up to now not been used as a standard tool in algorithms that can determine the ground state of complex systems. The reason for this is that most algorithms for the determination of the global minimum require an enormous number of evaluations of the PES. Since each such evaluation requires a full electronic structure calculation, these algorithms are computationally too demanding in connection with DFT electronic structure calculations. A systematic search for the global minimum is however possible with cheaper methods such as tight binding and force field methods.

In summary, with present methods one has either the choice of using methods with a limited power of predictability or of doing a constrained search for the global minimum. In a constrained search one fixes some atomic

positions or imposes some structural motives, but experience shows that the global minimum is often missed in this way. To overcome the dilemma several researchers have adopted an approach where one is first effectuating a systematic search with a method that allows for a fast but inaccurate calculation of the PES to get some candidate structures. Which of the candidate structures is lowest in energy is determined in a second step by DFT calculations. As we will show later this approach is generally not applicable.

Other researches have combined systematic search algorithms with DFT methods but their algorithms required too many DFT calculations to be computationally feasible if one wants to find the global minimum. Röthlisberger et al. [1] have used simulated annealing within DFT to find structural motives of mid-size clusters but their final lowest energy geometries were obtained by other means. Yoo and Zeng [2], [3] have combined basin-hopping with DFT and were able to find new lower lying minima for some clusters, among them  $\text{Si}_{16}$  and  $\text{Si}_{17}$ . For  $\text{Si}_{16}$ , they have found a lower-lying structure by performing a systematic basin-hopping search within DFT. As we will see, both the systematic basin-hopping for  $\text{Si}_{16}$  as well as the constrained basin-hopping for  $\text{Si}_{17}$  cluster within DFT have missed the global minimum.

In this paper we will present a method that allows for a systematic search of the global minimum of the PES of complex systems within DFT. The method is a modification of the minima hopping method [4]. In the minima hopping method (MHM) one is visiting a series of local minima until the global minimum is found. The algorithm has a double loop structure. In the inner loop one attempts to escape from the current minimum, in the outer loop one accepts or rejects new minima that were found by successful escape attempts. A history list keeps

track of all the minima that were found. A feedback mechanism uses the information of this history list to make more violent escape attempts when the algorithm is revisiting previously found minima. In this way the algorithm can not get trapped in any wrong minimum. The inner escape loop contains two basic steps. The first one does a certain number of molecular dynamics steps until one has overcome at least one energy barrier. The second step consists in performing a standard geometry relaxation to reach the closest minimum.

In the ordinary version of the minima hopping algorithm [4] the forces for the molecular dynamics and for the geometry optimization part are done with the same method. Fast methods such as force field or tight binding methods have to be used to limit the computing time to an acceptable length. In the modified minima hopping method two different methods are combined: one slow but accurate method and a fast but less accurate method. The fast method is used for the molecular dynamics part and for the first few steps of the geometry optimization. The accurate method is then used for the final geometry optimization and the evaluation of the energy of the relaxed structure. In this way the search for the global minimum is reduced to a relatively small number of geometry optimizations with the accurate and expensive method plus a much larger number of force evaluations with the fast method. In the following we will call this modified minima hopping algorithm that combines the two methods for the calculation of the forces dual minima hopping method (DMHM).

The fact that the input configuration for the geometry optimization with the accurate method is a configuration that was prerelaxed with the fast method is important for the stability of the entire algorithm if the exact method is a DFT method. DFT programs do typically not converge if the input configuration is far from any physically reasonable configuration. The prerelaxation with the fast method excludes the possibility that a physically unreasonable state is used as an input configuration. From the previous considerations it might seem advantageous to do a full prerelaxation, i.e. to use a minimum of the fast method as the input for the geometry optimization with the accurate methods. If the fast method has reasonable accuracy then the local minimum of the fast method will frequently be close to a local minimum of the accurate method. Since however there is in general no one-to-one correspondence between the minima of the fast and of the accurate method one can also encounter cases where some minima of the accurate method are not accessible if a minimum of the fast method is used as the input configuration of the geometry optimization with the accurate method. For this reason only a small number of steps should be done in the prerelaxation with the fast method. In this way the ensemble of the starting configurations for the geometry optimization with the accurate method comprises a considerable part of the configura-

tional space (and not only the ensemble of all the minima of the fast method) and one can reach any minimum of the accurate method.

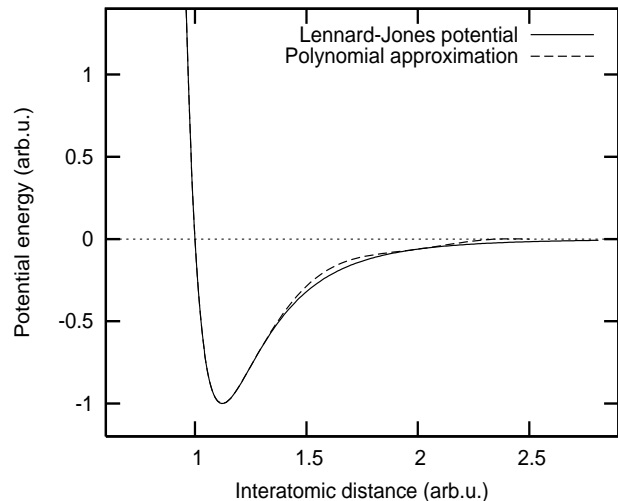


FIG. 1: The truncated polynomial approximation of the Lennard-Jones potential and the exact Lennard-Jones potential.

The Bell-Evans-Polyani principle is decisive for the success of the minima hopping algorithm [4]. The correlation between the barrier height and the energy of the minimum 'behind' the barrier certainly deteriorates if one is combining two different methods. This implies that more local minima will be visited in the DMHM on average before the global minimum is found than in the ordinary MHM. In order to explore the influence of this reduced correlation we did systematic tests with a 38 atom Lennard-Jones cluster. This is a system for which the global minimum is hard to find since it is contained in a small secondary funnel [5]. Nevertheless the computing time is short since the potential can be evaluated very rapidly. As the accurate method we have used simply the Lennard-Jones potential. As the 'fast' method we have used a truncated polynomial approximation of the Lennard-Jones potential as shown in Fig. 1. As expected, the number of local minima that are visited on average before the global minimum is found increases from 380 to 530, but nevertheless the number of force evaluations needed with the 'expensive' exact Lennard Jones method is reduced by a factor of 5.

To demonstrate that the DMHM can indeed find the global ground state geometry of real clusters we have applied it to silicon clusters. Numerous groups are involved in the search of the ground state of silicon clusters and there are at least 50 theoretical papers on this subject [1]- [3], [6]- [16].

Applying DMHM to silicon clusters, we were able to find within several days of computing time all of the known structures [8], [9], [10], [11] in the range Si<sub>4</sub>-Si<sub>19</sub> and to find even lower energy structures for Si<sub>16</sub> and Si<sub>17</sub> in spite of the fact that the silicon clusters up to size 19 have already been extensively studied. The structures together with their energies are shown in Fig. 2. In contrast to previous work, our configurations were found by the DMHM automatically after having visited only a few hundred local minima.

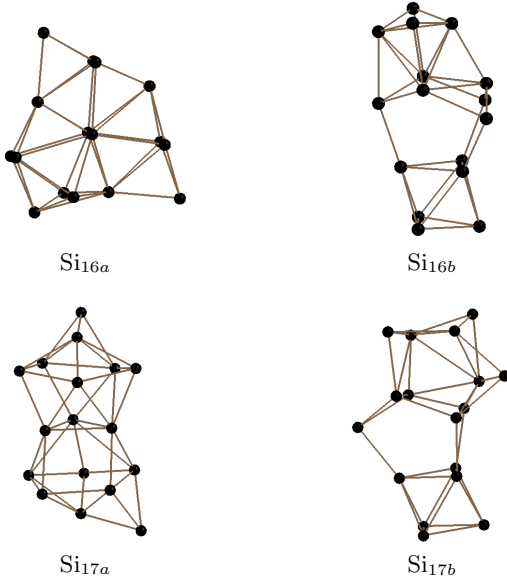


FIG. 2: Lowest energy geometries Si<sub>16a</sub> and Si<sub>17a</sub> found in this work with DMHM and the putative global minimum structures Si<sub>16b</sub> and Si<sub>17b</sub> reported previously [3]. The new geometries will be posted on the Cambridge Cluster Database [17].

As the fast method we have used the Lenosky tight binding scheme for silicon [18]. The accurate method is DFT as implemented in the Quickstep code [19]. After having performed the DMHM with Quickstep using a relatively small Gaussian basis set and the local density approximation (LDA), we have calculated accurate final energies and zero-point energies, shown in Table I, with the CPMD program [20] using both the LDA and the PBE functionals [21], high accuracy pseudopotential [22], large super-cells (24 Å) and a sufficient plane wave cutoff (28 Rydberg). In contrast to other exchange correlation functionals the PBE functional [21] was not fitted to any chemical systems with simple bond structures and is expected to give the most accurate description of the complex bonding patterns found in silicon clusters. The energetic ordering of different cluster configurations with PBE and LDA was the same in all the tests we did.

Among the various force fields and tight binding

Cluster	LDA	PBE	LDA(Z)	PBE(Z)
Si16	-0.0093	-0.0055	-0.0094	-0.0058
Si17	-0.0033	-0.0013	-0.0037	-0.0022

TABLE I: The energy differences in Hartree between the lowest energy geometries Si<sub>16a</sub> and Si<sub>17a</sub> found in this work with DMHM and the putative global minimum structures Si<sub>16b</sub> and Si<sub>17b</sub> reported previously [3] using the LDA and PBE exchange-correlation functionals. The first two columns contain values without zero-point energy correction, the last two columns contain values with zero-point energy correction.

schemes that we have tested, the Lenosky tight binding scheme [18] gave the best agreement with the DFT energies. It can predict the DFT energies with an error of roughly 1 eV per cluster as shown in Fig. 3. Fig. 3 also shows why the common approach of first finding candidate structures by doing a systematic search with a cheap method and then checking by an accurate method which of the candidate structures gives the global minimum is problematic except for very small systems. For a 25 atom silicon cluster the number of geometric configurations within 1 eV above the ground state is of the order of 10<sup>4</sup> states, for a 33 atom cluster it is already of the order of 10<sup>5</sup> states and it further increases exponentially for larger clusters. It is therefore virtually impossible to check which out of these 10<sup>4</sup> to 10<sup>5</sup> configurations is the global minimum in DFT. Besides, because of the absence of the one-to-one correspondence between the local minima of the fast method and the local minima of the accurate method, it is not guaranteed that any of the minima of the fast method will lead upon relaxation to the global minimum of the accurate method.

The identification of the previously visited minima is an essential ingredient of the minima hopping method. In the context of the ordinary minima hopping method the energy can be used to identify configurations since it is possible to calculate the energy with many significant digits both for force fields and tight binding schemes. With DFT programs this is not any more possible because of the presence of numerical noise. For this reason we have used in addition to the energy all inter-atomic distances. Two configurations are considered to be identical if all their inter-atomic distances ordered by magnitude agree to within a certain tolerance.

In summary, we have presented a method that allows to find the global minimum of the DFT potential energy surface within acceptable computer time for moderately complex systems. The method is efficient for the following reasons. First, it requires only DFT calculations for configurations where DFT programs typically converge without problems. It does for instance not require DFT calculations for configurations that were generated by random displacements from a previous configuration. Second, the MHM is highly efficient in the sense that the number of minima visited before the ground state is

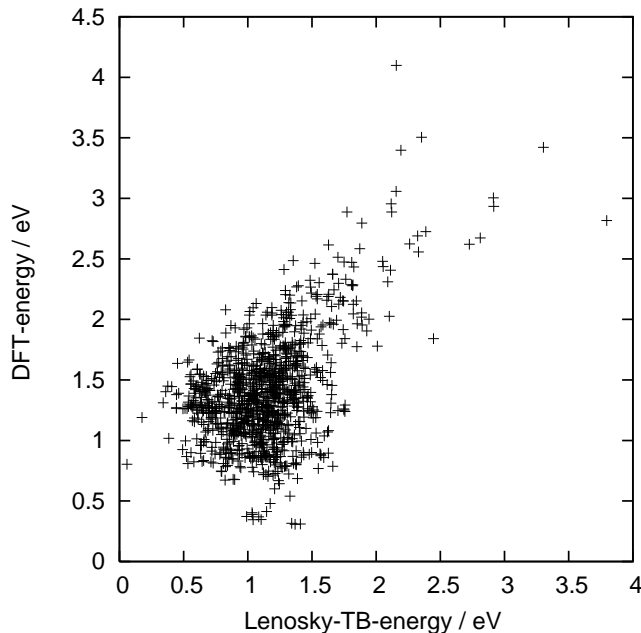


FIG. 3: The correlation between tight binding and density functional energies for various configurations of a  $Si_{25}$  cluster. If the correlation was perfect all the points would lie on the diagonal. Instead the scattering shows that the tight binding energies can predict the energy differences between various cluster configurations only with an error of about 1 eV.

found is small. Even though the DMHM is not quite as good from this perspective it is still efficient if the fast method used for the MD part is qualitatively correct. Third, most of the force evaluations are done with the fast method and the total effort for finding the global minimum is equal to the effort of doing only an affordable number of geometry optimizations with the accurate method.

We thank the Swiss National Science Foundation for the financial support of our research work. We are grateful to the staff of the computing center at the university of Basel and especially to M. Jacquot for technical support and assistance. We thank X.C. Zeng for providing us his data on  $Si_{16a}$  and  $Si_{17a}$  clusters. We are grateful to M. Krack for his help with the Quickstep-Code. We thank C. Umrigar and C. Bruder for useful comments on the manuscript.

- 
- [1] U. Röthlisberger, W. Andreoni and M. Parrinello, Phys. Rev. Lett. **72**, 665 (1994)
  - [2] S.Yoo, J.Zhao, J.Wang, X.C.Zeng, J. Am. Chem. Soc. **126**, 13845-13849 (2004)
  - [3] S.Yoo, X.C.Zeng, Angew. Chem. Int. Ed. **44**, 1491-1494 (2005)
  - [4] S.Goedecker, J. Chem. Phys. **120** 9911 (2004)
  - [5] D. Wales and J. Doye, J. Phys. Chem. A **101** 5111 (1997) ; J. Doye and D. Wales, Phys. Rev. Lett. **80**, 1357 (1998) ; J. Doye, D. Wales, and M. Miller, J. Chem. Phys. **109** 8143 (1998)
  - [6] K.-M.Ho, A.A.Shvartsburg, B.Pan, Z.-Y.Lu, C.-Z.Wang, J.G.Wacker, J.L.Fye, M.F.Jarrold, Nature **392**, 582585 (1998)
  - [7] S.Yoo and X.C.Zeng, J. Chem. Phys. **119**, 1442 (2003).
  - [8] O.F.Sankey, D.J.Niklewski, D.A.Drabold, and J.D.Dow, Phys. Rev. B **41**, 12750 (1990)
  - [9] R.Fournier, S.B.Sinnott, and A.E.DePristo, J. Chem. Phys. **97**, 4149 (1992)
  - [10] X.Zhu and X.C.Zeng, J. Chem. Phys. **118**, 3558 (2003).
  - [11] X.L.Zhu, X.C.Zeng, Y.A.Lei, and B.Pan, J. Chem. Phys. **120**, 8985 (2004).
  - [12] I.Rata, A.A.Shvartsburg, M.Horoi, T.Frauenheim, K.W.M.Siu, K.A.Jackson, Phys. Rev. Lett. **85**, 546549 (2000)
  - [13] K.A.Jackson, M.Horoi, I.Chaudhuri, T.Frauenheim, A.A.Shvartsburg, Phys. Rev. Lett. **93**, 01340110134014 (2004)
  - [14] A.Tekin, B.Hartke, Phys. Chem. Chem. Phys. **6**, 503509 (2004)
  - [15] Nisanth N. Nair, Thomas Bredow and Karl Jug, J. Comput. Chem., **25**, 1255-1263 (2004).
  - [16] B.-X.Li, J.-H.Liu and S.-C.Zhan, Eur. Phys. J. D **32**, 59-62 (2005)
  - [17] The Cambridge Cluster Database <http://brian.ch.cam.ac.uk/CCD.html>
  - [18] T.J.Lenosky, J.D.Kress, I.Kwon, A.F.Voter, B.Edwards, D.F.Richards, S.Yang and J.B.Adams, Phys. Rev. B, **55**, 1528 (1997)
  - [19] The code is free software and can be downloaded from <http://cp2k.berlios.de/quickstep.html>
  - [20] CPMD Version 3.3: developed by J. Hutter, A. Alavi, T. Deutsch, M. Bernasconi, S. Goedecker, D. Marx, M. Tuckerman and M. Parrinello, Max-Planck-Institut für Festkörperforschung and IBM Zürich Research Laboratory (1995-1999)
  - [21] J.Perdew, K.Burke and M.Ernzerhof, Phys. Rev. Lett **77**, 3865 (1996)
  - [22] S.Goedecker, M.Teter, J.Hutter, Phys. Rev. B **54**, 1703 (1996)