

# Density Fluctuations in ultracold one-dimensional Bose gases

N.P. Proukakis

*Institute for Theoretical Physics, Utrecht University,  
Leuvenlaan 4, 3584 CE Utrecht, The Netherlands*

The relative importance of density and phase fluctuations in ultracold one-dimensional atomic Bose gases is investigated. By defining appropriate characteristic temperatures for the onset of density and phase fluctuations, a broad experimental regime is found, where *density* fluctuations appear at a *lower* temperature than phase fluctuations. This is in contrast to the usual regime explored up to now. Observation of this novel regime requires relatively low temperatures, small atom numbers and moderate aspect ratios, but is well within current experimental capabilities.

PACS numbers: 03.75.Hh, 05.30.Jp, 03.75.-b,

Coherence plays a crucial role in the behavior of a system, and is central to our understanding of laser, matter wave and condensed-matter physics. The achievement of quantum degeneracy in ultracold one-dimensional (1D) atomic clouds either in magnetic [1], or optical traps [2], or maintained close to microfabricated surfaces known as ‘atom chips’ [3, 4] has led to a unique experimentally controllable system for fundamental studies of coherence in low dimensional systems. Potential applications of such systems include ‘on-chip’ atom interferometers [5, 6], and continuously-operating atom lasers [7]. 1D systems differ from their 3D counterparts, in that low-dimensional systems are generally prone to large phase fluctuations, which tend to destroy long-range phase coherence [8, 9, 10, 11, 12, 13]. Nonetheless, harmonically-confined 1D gases can maintain significant coherence across the system size at sufficiently low temperatures, whereas, at higher temperatures, coherence is limited to smaller regimes. In this case, the system contains a quasi-condensate [14].

The suppression of coherence with reduced dimensionality has also been observed experimentally in very elongated 3D Bose-Einstein Condensates (BECs) [15, 16, 17, 18, 19]. In these systems, the equilibrium coherence properties were found to be largely insensitive to density fluctuations, even at temperatures close to the critical temperature, where most of the atoms were observed to be in the thermal cloud. This apparent decoupling of density and phase fluctuations is justified by the fact that, in these experiments, phase fluctuations set in at temperatures much lower than density fluctuations.

In this Letter we propose a novel regime, in which the coherence length of a 1D Bose gas is significantly reduced by density fluctuations, in stark contrast to the above limit. In particular, we demonstrate that current experiments can readily probe this new regime, with the entire ‘crossover’ region also accessible, e.g. by varying the atom number at fixed trap confinement. This is analogous to the interplay between amplitude and phase fluctuations in high- $T_c$  superconductors [20], crucial for our understanding of the ‘pseudogap’ phase, which was studied as a function of doping [21].

Early theoretical work addressing trapped 1D systems

treated phase fluctuations exactly, but neglected density fluctuations [9]. In this limit, one can define a characteristic temperature,  $T_\phi$ , for phase fluctuations, roughly corresponding to the temperature at which the coherence length of the system becomes less than the system size, *solely* due to phase fluctuations. This theory was subsequently generalized to treat both phase and density fluctuations in a self-consistent manner [10], and we thus constructed the universal 1D phase diagram in the weakly-interacting limit [11]. This Letter investigates the interplay between density and phase fluctuations by also defining a characteristic temperature,  $T_n$ , for the onset of density fluctuations, as the temperature at which the quasi-condensate undergoes an experimentally observable depletion of 10%. In particular, we show that there exists a broad *experimentally accessible* regime, for

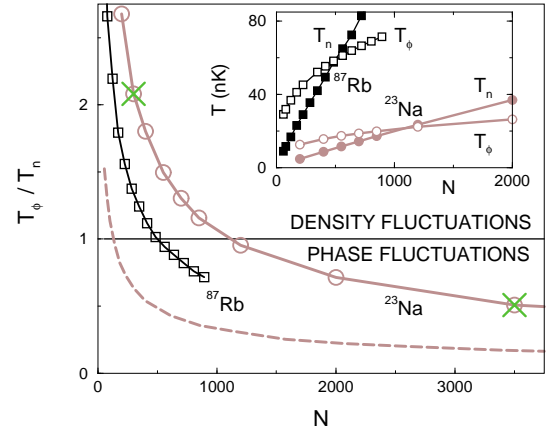


FIG. 1: Ratio  $T_\phi/T_n$  highlighting the interplay between density and phase fluctuations, as a function of atom number. Horizontal line  $T_\phi = T_n$  roughly separates the experimental regime of dominant phase fluctuations ( $T_\phi < T_n$ ) to the proposed regime of dominant density fluctuations. Circles:  $^{23}\text{Na}$  results for  $\omega_z = 2\pi \times 10$  Hz,  $\omega_\perp = 2\pi \times 2500$  Hz.  $^{87}\text{Rb}$  results also shown for same trap configuration (dashed line) and for  $\omega_z = 2\pi \times 50$  Hz (squares), which shifts curves towards larger atom numbers and higher characteristic temperatures. Inset: Corresponding characteristic temperatures  $T_\phi$  (open symbols) and  $T_n$  (filled).

which  $T_n \leq T_\phi$ , such that density fluctuations are *at least* as important as phase fluctuations.

The crossover between the two regimes, occurring around  $T_\phi/T_n = 1$ , is shown in Fig. 1, as a function of atom number at fixed trap configuration. Although experiments to date have been restricted to the regime  $T_\phi \ll T_n$ , the regime of dominant density fluctuations can also be achieved for a broad range of experimental parameters, as demonstrated here both for  $^{23}\text{Na}$  and for  $^{87}\text{Rb}$ . Such a decoupling is only schematic, since density and phase fluctuations are in general coupled at all temperatures and trap geometries. Corresponding characteristic temperatures for density  $T_n$  and phase fluctuations  $T_\phi$  are shown in the inset.

We start with a brief overview of the theoretical methods used [10, 11]: By treating density and phase fluctuations in a self-consistent manner to *all* orders, we have earlier obtained an equation of state free of infrared and ultraviolet divergences and valid in any dimension. Importantly, and in stark contrast to other existing theories [9, 12, 13], such an equation of state enables a direct determination of quasi-condensate density profiles, and explicitly includes quasi-condensate depletion due to quantum and thermal fluctuations. In the harmonic trap, densities are obtained in the local density approximation, and the effective temperature-dependent quasi-condensate size  $R_{TF}(T)$  is obtained in the Thomas-Fermi limit. The coherence of the system is investigated via the first-order normalized correlation function defined in terms of the phase operator  $\hat{\chi}(z)$  by  $g^{(1)}(0, z) = \exp\left(-\langle[\hat{\chi}(z) - \hat{\chi}(0)]^2\rangle/2\right)$  with [10, 11]

$$\langle[\hat{\chi}(z) - \hat{\chi}(0)]^2\rangle = \frac{4\pi\kappa l_z^4}{R_{TF}^3(T)} \sum_{j=0} [2N(\hbar\omega_j) + 1] \left[ A_j^2 (P_j(z/R_{TF}(T)) - 1)^2 - B_j^2 \left( \frac{P_j(z/R_{TF}(T))}{1 - (z/R_{TF}(T))^2} - 1 \right)^2 \right]$$

Here  $P_j(z)$  are Legendre polynomials of order  $j$ , and  $A_j = \sqrt{(j+1/2)\mu'/\hbar\omega_j}$ ,  $B_j = (\sqrt{(j+1/2)\hbar\omega_j/\mu'})/2$ . The frequencies are given by  $\omega_j = \sqrt{j(j+1)}/2 \omega_z$ ,  $\mu'$  is the ‘renormalized’ chemical potential including quasi-condensate depletion,  $\kappa$  the effective 1D scattering length and  $l_z$  the harmonic oscillator length corresponding to longitudinal confinement  $\omega_z$ .  $N(\hbar\omega_j)$  is the usual Bose distribution function. Density fluctuations are explicitly maintained in the above expression, via the temperature-dependent quasi-condensate size  $R_{TF}(T)$  appearing in the prefactor. Conventional theories without density fluctuations are obtained by replacing  $R_{TF}(T)$  by the corresponding zero temperature quasi-condensate size  $R_{TF}(0)$  at the same *total* atom number, and ignoring the  $B_j$  and quantum contributions. Using  $N(\hbar\omega_j) = k_B T / \hbar\omega_j$  leads to the definition of the characteristic temperature  $T_\phi = (\hbar\omega_z)^2 N / k_B \mu$  [9, 12]. All results presented here maintain the full Bose distribution function  $N(\hbar\omega_j) = [\exp(\beta\hbar\omega_j) - 1]^{-1}$ , and are in the weakly-

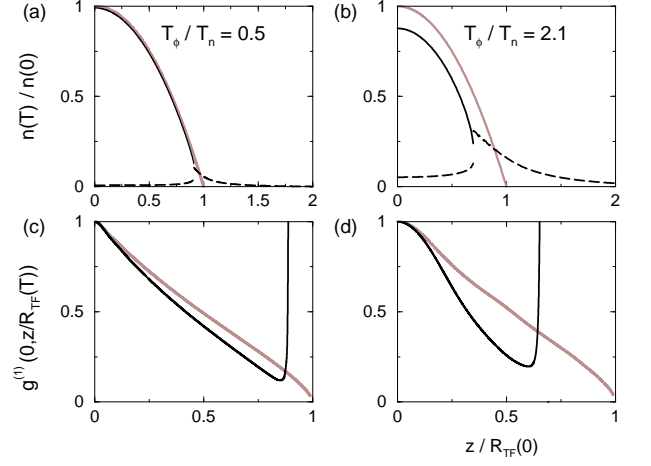


FIG. 2: Density profiles (top) and normalized first order correlation functions (bottom) at  $T = T_\phi$ , for the opposite regimes of  $T_\phi/T_n =$  (a,c) 0.5 and (b,d) 2.1, corresponding to the highlighted  $^{23}\text{Na}$  points of Fig. 1. (a)-(b) Quasi-condensate (solid black lines) and thermal (dashed black) density profiles and corresponding zero-temperature density profiles (grey) at fixed total atom number ( $N =$  (a) 3500, and (b) 300), with densities scaled to the zero-temperature central density. (c)-(d) Corresponding normalized first-order correlation functions  $g^{(1)}(0, z/R_{TF}(0))$ , evaluated at the trap centre, including (black) and excluding (grey) quasi-condensate depletion. All graphs are plotted as a function of distance, scaled to the zero-temperature Thomas-Fermi radius  $R_{TF}(0)$ , with  $R_{TF}(0)/l_z =$  (a) 10.3 and (b) 4.5. As anticipated by the definition of  $T_\phi$ , in the absence of density fluctuations,  $g^{(1)}(0, z)$  decays to zero at the condensate edge  $z = R_{TF}(0)$ , whereas curves with density fluctuations are only valid for  $z < R_{TF}(T)$ . Corresponding quasi-condensate fractions are  $N_0/N =$  (a) 0.96, (b) 0.73, with  $R_{TF}(T)/R_{TF}(0) =$  (a) 0.9 and (b) 0.7.

interacting regime, with  $\gamma = 1/(n\xi)^2 \sim 10^{-3}$  [9].

The effect of density fluctuations on equilibrium properties is shown in Fig. 2: Quasi-condensate and thermal density profiles (top figures) and lowest order correlation functions (bottom) are plotted *at the phase degeneracy temperature*  $T_\phi$ , in the opposite regimes of dominant phase (left) and density fluctuations (right). Inclusion of density fluctuations can lead to significant quasi-condensate depletion, reducing both the central quasi-condensate density and the quasi-condensate size  $R_{TF}(T) < R_{TF}(0)$ ; this further restricts the validity of the nonzero temperature correlation functions to  $z < R_{TF}(T)$ . Within this region, density fluctuations are shown to lead to a significant reduction in the correlation function, *even* at temperatures as low as  $T_\phi$ , where density fluctuations are usually considered negligible [9].

The importance of density fluctuations on the equilibrium coherence properties of the system is quantified by investigating the fractional deviation of the coherence length without density fluctuations from corresponding one with density fluctuations, as a function of  $T_\phi/T_n$

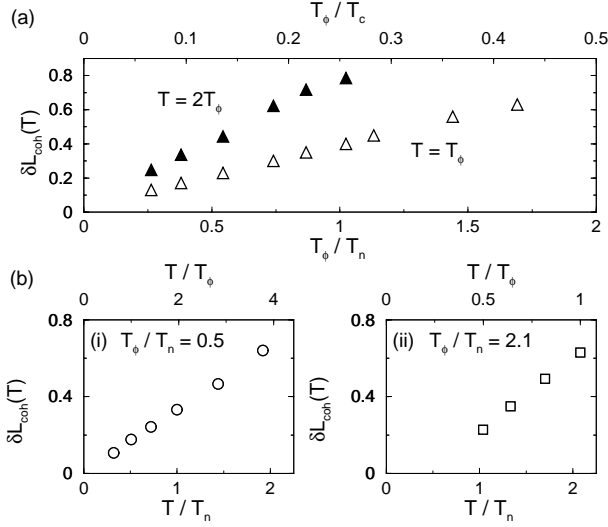


FIG. 3: Top: Fractional deviation  $\delta L_{coh}(T) = (L_{coh}^0(T) - L_{coh}^T(T))/L_{coh}^T(T)$  of the coherence length  $L_{coh}^0(T)$  ignoring density fluctuations, from actual result  $L_{coh}^T(T)$  including density fluctuations, plotted as a function of  $T_\phi/T_n$  (bottom axis) and  $T_\phi/T_c$  (top axis), with  $T_n \approx 0.2T_c$ . Displayed curves evaluated at  $T = T_\phi$  (open triangles) and  $T = 2T_\phi$  (closed triangles). Bottom: Dependence of  $\delta L_{coh}(T)$  on temperature for the parameters of Fig. 2, with  $T$  scaled to  $T_n$  (bottom axes) or  $T_\phi$  (top axes). For given  $T/T_n$ , the absolute values of  $\delta L_{coh}(T)$  are slightly higher when  $T_\phi < T_n$  (Fig. 3(b)(i)), dominated by the rapid change in the correlation function profile at  $T > T_\phi$ . Graphs cannot be extended beyond plotted regime: Region  $T \ll T_\phi$  excluded because then  $g^{(1)}(0, z) > 0.5$  and coherence prevails across entire system. Also, determination of correlation functions at higher values of  $T/T_n$  are limited either by departure from 1D regime  $T < \hbar\omega_\perp/k_B$  (Fig. (i)), or by breakdown of Thomas-Fermi approximation (Fig. (ii)).

(Fig. 3, top) and appropriately scaled temperature (Fig. 3, bottom). The coherence length is defined here as the distance at which the correlation function decays to half its value, i.e.  $g^{(1)}(0, L_{coh}(T)) = 0.5$ . Importantly, theories without density fluctuations largely overestimate the coherence length already at the phase degeneracy temperature  $T_\phi$ , even at the crossover region  $T_\phi \approx T_n$ . Since  $T_n \approx 0.2T_c$  for the examined parameters, we conclude that density fluctuations become important at very low temperatures, even within experimental uncertainties, provided  $T_\phi/T_c > 0.1$ . The temperature dependence of  $\delta L_{coh}(T)$  for the opposite regimes of dominant (i) phase and (ii) density fluctuations (Fig. 3(b)) shows a similar increase in the coherence length as a function of scaled temperature  $T/T_n$ . However, corresponding features differ *noticeably* in terms of  $T/T_\phi$ , leading to the conclusion that temperatures are more appropriately scaled to  $T_n$ , or equivalently  $T_c$ , rather than  $T_\phi$ .

The dependence of the coherence length on temperature is shown in Fig. 4, where the coherence length,  $L_{coh}(T)$ , scaled to the zero-temperature system size  $R_{TF}(0)$ , is plotted against scaled temperature  $T/T_c$  (Fig.

4(a)), or  $T/T_\phi$  (Fig. 4(b)). Filled (open) symbols correspond to the cases  $T_\phi > T_n$  ( $T_\phi < T_n$ ), with (black) or without (grey) density fluctuations included. The coherence length decreases approximately exponentially with temperature, consistent with experimental findings [18]. Importantly, however, *in both cases*, density fluctuations lead to a considerable shift of the curves to lower values. When temperatures are scaled to  $T_c$  (4(a)), the curves depend critically on the ratio  $T_\phi/T_n$ , because phase fluctuations at a given fraction of  $T/T_c$  are more important when  $T_\phi \ll T_c$  (bottom curves). When plotted as a function of  $T/T_\phi$  (Fig. 4(b)), results *without* density fluctuations fall roughly on a universal curve (inset). Note however that shifts due to density fluctuations are already important at  $T_\phi < T_n/2$  (black circles) and further increase with increasing  $T_\phi/T_n$  (black squares). The above findings including density fluctuations are fully consistent with corresponding results based on a stochastic Langevin approach in the classical field approximation [22], to be presented elsewhere.

Measurements of phase fluctuations to date have only been performed close to the 1D regime. In these experiments, the departure from pure 1D excitations arising from  $\mu \sim \text{few } \hbar\omega_\perp$  and the small values of the phase degeneracy temperature ( $T_\phi/T_c \ll 0.1$ ) tend to suppress density fluctuations. Early experiments based on interferometric techniques [17], or Bragg spectroscopy [18] found no evidence of density fluctuations on the equilibrium coherence properties, within their observational uncertainties. Nonetheless, more recent measurements performed at  $T/T_\phi < 6$  [19] cannot be interpreted by a 3D theory which ignores density fluctuations [23] unless the corresponding predictions are shifted to lower values by about 20%. We believe that this shift arises, at least partly, from the effect of density fluctuations, as supported qualitatively by our present 1D analysis.

Finally we discuss optimum experimental conditions for observing the crossover between density and phase fluctuations in a controlled manner. In reaching the regime of large 1D density fluctuations ( $T_\phi > T_n$ ), one is typically limited by a number of factors: From

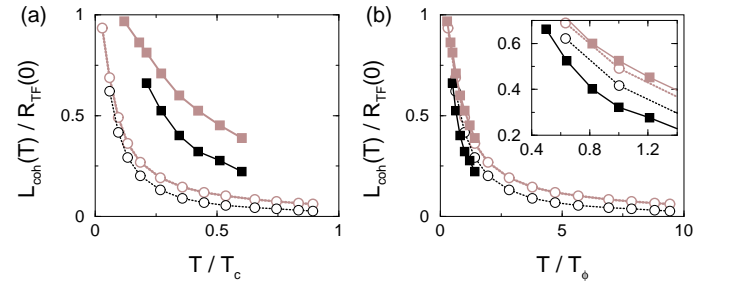


FIG. 4: Temperature dependence of the scaled coherence length  $L_{coh}/R_{TF}(0)$  on (a)  $T/T_c$  and (b)  $T/T_\phi$  corresponding to Fig. 2:  $T_\phi/T_c = 0.09$  (open symbols) and  $0.42$  (filled), without (grey) or with (black) density fluctuations. Inset: Corresponding deviation in regime  $0.4 < T/T_\phi < 1.4$ .

the approximate scaling  $T_n \propto N\omega_z$ , we find  $T_\phi/T_n \propto (\hbar\omega_z/\mu) \propto (\omega_z/\omega_\perp^2)^{1/3}/N^{2/3}$ . However, arbitrarily small chemical potentials and transverse frequencies are effectively excluded by typical experimental limitations of minimum temperatures  $T \approx 1$  nK, trap frequencies  $\omega_z \approx 2\pi \times 1$  Hz and atom numbers  $N \approx 100$ . So, for a realistic small atom number, e.g.  $100 < N < 5000$ , on the one hand, one is bounded by the requirement for a relatively large transverse frequency (from  $\mu, kT < \hbar\omega_\perp$ ), whereas, on the other hand,  $\omega_\perp$  should not be too large as the ratio  $\omega_\perp^2/\omega_z$  must remain relatively small; in fact, huge aspect ratios place stringent conditions on the required atom numbers for which  $T_\phi \sim T_n$ . However, if one is only interested in reaching the regime of dominant density fluctuations, rather than probing the entire ‘crossover’ region, one should engineer an experiment with  $T_\phi$  comparable to the effective ‘transition’ temperature  $T_c$ . In this regime, the suppressed phase fluctuations are dominated by their coupling to density fluctuations. Such a regime may prove useful for potential applications, due to the presence of large coherence even at relatively high temperatures  $T \sim 0.5T_c$ .

In conclusion, we proposed a new regime of quasi-one-dimensional weakly-interacting atomic gases, in which density fluctuations set in at a lower temperature than phase fluctuations. Density fluctuations were shown to lead to a significant quasi-condensate depletion, and a

marked reduction in its equilibrium coherence length, with the precise extent depending critically on the ratio of the phase degeneracy temperature  $T_\phi$  to the effective transition temperature  $T_c$  for fixed atom number. Evidence of such a reduction may have been observed in recent experiments. However, a detailed observation of this new regime, or the crossover region when density and phase fluctuations are strongly coupled and therefore equally important at all temperatures, requires sufficiently small, yet realistic samples (or equivalently the interactions tuned to a lower value via a Feshbach resonance), and modest aspect ratios which still provide one-dimensional behavior. Given the pronounced nature of density fluctuations in homogeneous systems, an alternative observation of dominant density fluctuations can be performed in the new box-like trap [24]. Ultracold atomic gases offer an unprecedented control of the relative importance of density and phase fluctuations, which could offer further insight into the behavior of analogous condensed-matter systems. The extension of this work to the non-equilibrium case, important for potential applications, is a subject of current investigation.

I am indebted to Henk Stoof for numerous insightful discussions and to David Luxat for early collaboration on this project. This work was supported by the Nederlandse Organisatie voor Wetenschappelijk Onderzoek (NWO).

- 
- [1] A. Görlitz *et al.*, Phys. Rev. Lett. **87**, 130402 (2001). F. Schreck *et al.* Phys. Rev. Lett. **87**, 080403 (2001).
  - [2] T.P. Meyrath *et al.*, cond-mat/0503349 (2005).
  - [3] H. Ott, J. Fortagh, G. Schlotterbeck, A. Grossmann, and C. Zimmermann, Phys. Rev. Lett. **87**, 230401 (2001). W. Hänsel, P. Hommelhoff, T. W. Hänsch, and J. Reichel, Nature **413**, 501 (2001).
  - [4] S. Schneider *et al.*, Phys. Rev. A **67**, 023612 (2003). M.P.A. Jones *et al.*, Phys. Rev. Lett. **91**, 080401 (2003).
  - [5] E.A. Hinds *et al.*, Phys. Rev. Lett. **86**, 1462 (2001). W. Haensel *et al.*, Phys. Rev. A **64**, 063607 (2001). E. Andersson *et al.*, Phys. Rev. Lett. **88**, 100401 (2002).
  - [6] Y.-J. Wang *et al.*, Phys. Rev. Lett. **94**, 090405 (2004).
  - [7] I. Bloch *et al.*, Phys. Rev. Lett. **82**, 3008 (1999). E.W. Hagley *et al.*, Science **283**, 1706 (1999). T. Lahaye *et al.*, Phys. Rev. Lett. **93**, 093003 (2004).
  - [8] W. J. Mullin, J. Low. Temp. Phys. **106**, 615 (1997). T.-L. Ho and M. Ma, J. Low Temp. Phys. **115**, 61 (1999).
  - [9] D. S. Petrov, G.V. Shlyapnikov, and J.T.M. Walraven, Phys. Rev. Lett. **85**, 3745 (2000).
  - [10] J. O. Andersen, U. Al Khawaja, and H. T. C. Stoof, Phys. Rev. Lett. **88**, 070407 (2002). U. Al Khawaja, J.O. Andersen, N.P. Proukakis and H.T.C. Stoof, Phys. Rev. A **66**, 013615 (2002); **66**, 059902(E) (2002).
  - [11] U. Al Khawaja, N.P. Proukakis, J.O. Andersen, M.W.J. Romans and H.T.C. Stoof, Phys. Rev. A **68**, 043603 (2003).
  - [12] D.L. Luxat and A. Griffin, Phys. Rev. A **67**, 043603 (2003).
  - [13] C. Mora and Y. Castin, Phys. Rev. A **67**, 053615 (2003).
  - [14] V. N. Popov, Theor. Math. Phys. **11**, 565 (1972).
  - [15] S. Dettmer *et al.*, Phys. Rev. Lett. **87**, 160406 (2001).
  - [16] I. Shvarchuck *et al.*, Phys. Rev. Lett. **89**, 270404 (2002).
  - [17] D. Hellweg *et al.*, Phys. Rev. Lett. **91**, 010406 (2003). L. Cacciapuoti *et al.*, Phys. Rev. A **68**, 053612 (2003).
  - [18] S. Richard *et al.*, Phys. Rev. Lett. **91**, 010405 (2003).
  - [19] M. Hugbart *et al.*, cond-mat/0501456 (2005).
  - [20] E.W. Carlson, S.A. Kivelson, V.J. Emery and E. Manousakis, Phys. Rev. Lett. **83**, 612 (1999); H. Monien, Phys. Rev. Lett. **87**, 126402 (2001).
  - [21] L. Merchant *et al.*, Phys. Rev. B **63**, 134508 (2001).
  - [22] H.T.C. Stoof, J. Low Temp. Phys. **114**, 11 (1999). H. T. C. Stoof and M.J. Bijlsma, J. Low Temp. Phys. **124**, 431 (2001). N.P. Proukakis cond-mat/0311003 (2003).
  - [23] D. S. Petrov *et al.*, Phys. Rev. Lett. **87**, 050404 (2001).
  - [24] T.P. Meyrath *et al.*, cond-mat/0503590 (2005).