

Impurity induced Local Magnetism and Density of States in the superconducting state of $\text{YBa}_2\text{Cu}_3\text{O}_7$

S. Ouazi,^{1*} J. Bobroff,¹ H. Alloul,¹ M. Le Tacon,¹ N. Blanchard,¹ G. Collin,²
M.H. Julien,³ M. Horvatic,⁴ C. Berthier^{3,4}

¹Laboratoire de Physique des Solides, UMR8502, Université Paris XI, 91405 Orsay, France

²LLB, CE-Saclay, CEA-CNRS, 91191 Gif Sur Yvette, France

³Laboratoire de Spectrométrie Physique, Université J. Fourier Grenoble I, BP 87, 38402 Saint-Martin d'Hères, France

⁴Grenoble High Magnetic Field Laboratory, CNRS, BP 166, 38042 Grenoble, France

27 april 2005

^{17}O NMR is used to probe the local influence of nonmagnetic Zn and magnetic Ni impurities in the superconducting state of optimally doped high T_c $\text{YBa}_2\text{Cu}_3\text{O}_7$. Zn and Ni induce a staggered paramagnetic polarization, similar to that evidenced above T_c , with a typical extension $\xi=3$ cell units for Zn and $\xi\geq 3$ for Ni. In addition, Zn is observed to induce a local density of states near the Fermi Energy in its neighbourhood, which also decays over about 3 cell units. Its magnitude decreases sharply with increasing temperature. This allows direct comparison with the STM observations done in BiSCo .

PACS numbers : 74.62.Dh, 74.25.Ha, 76.60.-k

Substitution impurities have proved to be a powerful way to investigate the superconducting and normal state properties of the high T_c cuprates. Initially, most of the experiments in the superconducting state have focused on the average effect of impurities on the macroscopic properties. For example, both the decrease of T_c and the increase of penetration depth induced by non magnetic substitutions at the Cu site of CuO_2 planes show that the superconducting gap is anisotropic [1]. The impurity being an atomic size defect, it is essential to monitor its effects on the electronic properties at an atomic scale. In this scope, Scanning Tunneling Microscopy (STM) allows to image the local Density of States (LDOS) induced by an impurity in its immediate vicinity. In conventionnal superconductors, a magnetic impurity has been shown to affect the order parameter over a few lattice cells, as anticipated by BCS theory [2]. In cuprates, similar experiments were performed on Ni and Zn impurities in the superconducting state of Bi2212 . Nonmagnetic Zn affects the superconducting gap and induces LDOS peaks near the Fermi Energy E_F , which are seen over a few lattice cells in an anisotropic pattern reminiscent of the anisotropy of the d-wave order parameter [3]. In contrast, magnetic Ni does not affect the superconducting gap and induces LDOS peaks far from E_F which were attributed to its own magnetic moment [4]. These effects were anticipated by Cu NMR experiments which showed that the DOS far from defects is increased by Zn, not by Ni [5]. This can be understood in an anisotropic superconducting BCS-model where Zn is assumed to be a much stronger scattering center than Ni, which carries a moment [6]. However, most of these models do not take into account the magnetic correlations which affect the vicinity of the impurity as well. In fact, above T_c , NMR studies allowed to show that Zn and Ni induce a staggered paramagnetic polarization in their vicinity, which could be imaged site per site [7,8,9]. This effect is a direct static signature of the magnetic correlations within CuO_2 planes. No analogous experimental determination was

performed up to now below T_c . The only attempt using NMR of the impurity itself suggests that the staggered polarization seen above T_c persists below T_c at least on the impurity first near neighbour Cu sites [10]. NQR T_1 measurements studies reveal a concomitant local enhancement of magnetic correlations near the impurity [11]. Even in standard BCS superconductors, no such local measurement of the magnetism nearby an impurity could be achieved to our knowledge.

In this letter, we measure for the first time the local magnetism around Zn and Ni in the superconducting state using in-plane ^{17}O NMR. Measurements were performed in high magnetic fields in order to minimize the contribution of the vortex field pattern to the NMR spectra. Both Zn and Ni are found to induce a staggered paramagnetic polarization in continuity with the normal state. In addition, LDOS effects near E_F are observed for Zn, not for Ni, and their evolution with increasing T is measured for the first time.

We studied optimally doped $\text{YBa}_2\text{Cu}_3\text{O}_7$ with various in-plane concentrations x_p of Zn and Ni at Cu site. The T_c , χ and ^{17}O normal state NMR spectra of the same powder samples were already reported [7,9]. The details on the synthesis, impurity substitution control, ^{17}O enrichment, oxygenation, alignment procedure, are detailed in these previous reports.. Here the ^{17}O NMR spectra were recorded at external field H in the range 3 T- 14 T and parallel to the c axis. Because of the presence of frozen vortices lattice, broad spectra as shown in Fig.1 were obtained by sweeping the frequency at fixed field H and gluing the Fourier Transform of the echo [12]. We could isolate the in-plane oxygen signal from that of the other oxygen sites by using both time relaxation contrast and measurements on central line together with O(2,3) quadrupolar satellites. Here, in-plane ^{17}O is better suited than ^{63}Cu or ^{89}Y NMR. Indeed, contrary to ^{89}Y , its hyperfine coupling with in-plane Cu is high enough so that vortex physics is not dominating the lineshape. But it is small enough to avoid any wipeout of sites near the impurity, as observed for ^{63}Cu

where large quadrupolar couplings also prohibit sensitive lineshape analysis below T_C [8,11].

Fig.1 shows typical ^{17}O NMR spectra below T_C . In pure $\text{YBa}_2\text{Cu}_3\text{O}_7$, the linewidth is found to be almost independent of the external field, and similar in size to previous studies done with the same fixed field procedure [13]. The presence of the frozen vortex lattice leads to a field distribution between vortices, hence a frequency distribution in NMR. Such a distribution is predicted to be almost field independent, decreasing by only 10% between 3 and 14 T [14], consistent with our findings. Upon addition of Zn impurities, a new paramagnetic contribution linear in field adds to the vortex field-independent contribution. From measurements of the field dependence, we could make a decomposition in two components shown in fig.2.

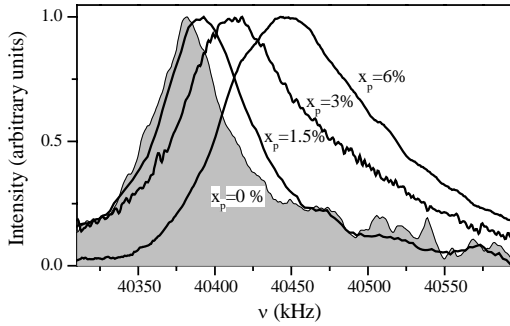


fig.1 : In plane ^{17}O NMR spectra normalized to the maximum intensity for pure (gray) and various Zn in-plane concentrations in YBaCuO_7 at $H=7$ T and $T=15$ K.

The vortex distribution decreases with increasing impurity content x_p , as the penetration depth λ increases [1,14]. This vortex contribution measured by independent μSR studies is also reported on fig.2, after scaling by the ratio of the gyromagnetic factors of the muon and the ^{17}O nucleus [15,16]. It agrees quantitatively with our NMR measurement, hence confirming the validity of our analysis. As vortex and paramagnetic distributions simply add, the vortices are not pinned by the impurities, which lie mostly in the superconducting condensate.

When increasing Zn concentration, the paramagnetic contribution becomes dominant and responsible for most of the broadening, especially at high fields such as $H_0=14$ T where the vortex effect is almost negligible [17]. At low T, Zn impurities shift the spectrum towards high frequencies, and broaden the line asymmetrically, as observed in fig.1. We checked that the same effects are observed for Li instead of Zn, showing that they are generic of nonmagnetic impurities. The shift of the

spectrum is mostly due to an *average* DOS effect and will be addressed later. The broadening shows that Zn induces an additional local paramagnetic distribution. The low and high frequency half widths of this broadening are noted $\Delta\nu_L$ and $\Delta\nu_H$. The former is plotted on fig.3, while the asymmetry of the broadening $\Delta\nu_H/\Delta\nu_L$ is plotted on fig.4.

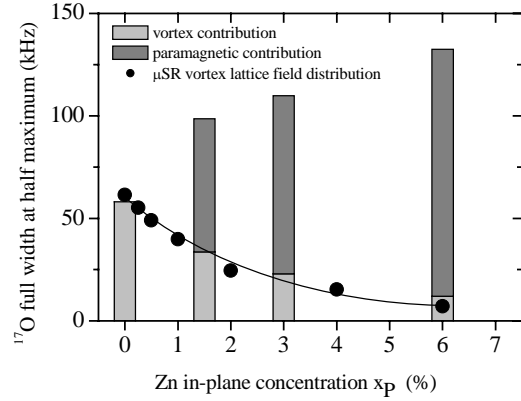


fig.2 : The vortex (light gray) and the paramagnetic (dark gray) contributions to the full in plane ^{17}O NMR width are plotted versus Zn concentration at $H=7$ T and $T=10$ K. The former contribution agrees quantitatively with the vortex field distribution estimated from independent μSR experiments made at smaller fields on similar compounds [15] (full circles). Solid line is a guide to the eye.

$\Delta\nu_L$ increases almost linearly with Zn content and is almost temperature independent. Its value being very close to the one measured at $T=100$ K above T_C , this broadening must originate from a staggered paramagnetic polarization induced by Zn as in the normal state [9]. Such a staggered cloud persists in the superconducting state, both its extension and its amplitude being almost T-independent. The Ni impurity is also observed to induce alternated moments, as above T_C [7]. But the corresponding broadening follows a Curie-Weiss $C/(T+\Theta)$ dependence with $\Theta=39$ K in contrast with Zn. Such difference probably originates from the fact that Zn is spinless, whereas Ni carries a magnetic moment with its own T-dependent local susceptibility. Anyhow, the induced cloud displays similar characteristics for both Zn and Ni, as will be demonstrated later.

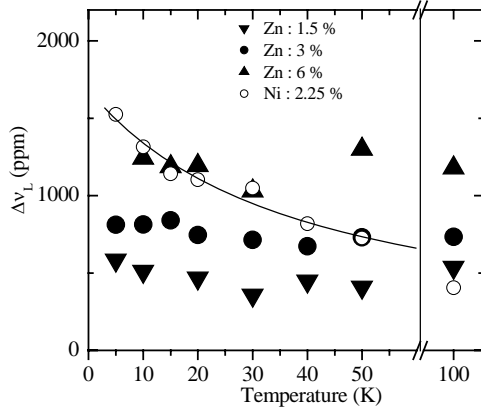


fig.3 : Paramagnetic low frequency half width Δv_L of the in-plane ^{17}O NMR line for Zn and Ni substituted $\text{YBa}_2\text{Cu}_3\text{O}_7$. The Full line is a Curie-Weiss fit of the broadening due to Ni impurity.

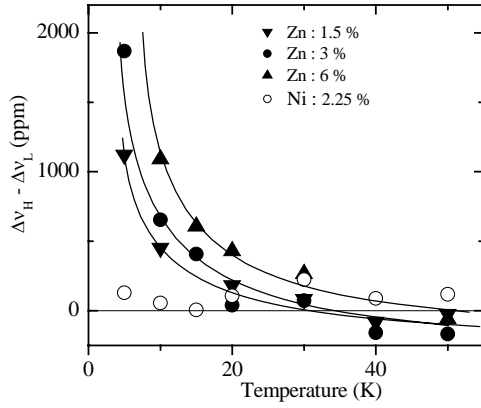


fig.4 : Paramagnetic asymmetry $\Delta v_H - \Delta v_L$ of the in-plane ^{17}O NMR line for Zn and Ni substituted $\text{YBa}_2\text{Cu}_3\text{O}_7$. Full lines are guide to the eye. The asymmetry is seen to increase for Zn below 30K but not for Ni.

Sizable asymmetry measured by $\Delta v_H - \Delta v_L$ on fig.4 is only observed for Zn, not for Ni. It cannot originate from a simple change in the spatial shape of the staggered cloud as Δv_H and Δv_L display different T-dependences. We propose an interpretation in terms of a local density of states (LDOS) effect, as observed by STM [3]. In a metal, the NMR « Knight » shift is directly proportionnal to the DOS at E_F . Here as well, any impurity-induced DOS close to E_F , as the one observed by STM for Zn, should shift the corresponding NMR frequency on the high frequency side. Note that a uniform DOS effect on all Cu sites due to Zn would only homogeneously shift the NMR line but would not affect its width or shape. This is what has been seen and implicitly assumed in

previous Cu NMR studies [5]. Only a *space-varying* LDOS which decreases from the impurity site can explain both the increase of $\Delta v_H - \Delta v_L$ and the shift. In the Ni case, STM studies measured LDOS peaks but far from E_F [4], which should thus have no effect in NMR. This is indeed what we observe for Ni, as the ^{17}O NMR line is symmetric at all temperatures (fig.4). Furthermore, it is not shifted towards higher frequencies as compared to the pure sample, contrary to the Zn case.

In summary, the low frequency part of the spectrum enables us to probe the staggered moments induced by Zn or Ni, which persist below T_C . The asymmetry probes additional LDOS effects near E_F , which develop only at low T for Zn. A quantitative estimate of the spatial extension of both effects can be made following the procedure developed in [9] with the same notations for ξ . Using a given model for the polarization induced by each impurity, one can reconstruct the expected NMR lineshape with the known values and form factors for ^{17}O hyperfine couplings. Above T_C , a staggered polarization with a Bessel envelope $K_0(r/\xi)$ fits well all Zn NMR data with an extension $\xi_{\text{imp}} \sim 3 \pm 1$ cell units at $T=100\text{K}$ [9]. Below T_C , as the low frequency part of the spectrum is unchanged, the same envelope fits the data. We account for the LDOS effect by an additional positive decaying component of the spin polarization around each Zn. All simulations are then convoluted with the small asymmetric vortex field distribution estimated before. We succeeded in fitting the Zn induced broadening for all x_p at low T with an LDOS which decays exponentially as $\exp(-r/\lambda)$, with $\lambda \sim 3$ unit cells. Any more refined analysis of the actual shape of the decay, of its possible in-plane anisotropy, or of the T dependence of λ is beyond the reliability of our analysis. Our simulations also lead to a high frequency shift of the line, as observed on fig.1. However the experimental shift comes from both the change of the center of gravity of the vortex field distribution [14] and from the paramagnetic shift due to LDOS effects [5]. The latter is very sensitive to the overlap effects between LDOS patterns from different impurities. The average distance between Zn is not high enough here to allow any quantitative comparison.

Overall, our findings agree well with the STM estimates of the LDOS decay on the first atomic layer of Bi2212 [3]. We conclude that STM probes a physics qualitatively similar to our measurements in the bulk of optimally doped YBaCuO . Our data allows us to follow the T variation of the LDOS, never measured before. Indeed the asymmetry of the spectrum decreases sharply with increasing T, and becomes undetectable within experimental accuracy above $T=30\text{K}$. We correspondingly expect a broadening and/or a decrease of the LDOS peak with increasing T, which might be

checked by T-dependent STM measurements, not available up to now.

In the case of Ni, the staggered paramagnetic polarization alone allows to fit the spectral width with no additional LDOS, as expected. The spectra can be accounted for with $\xi \geq 3$. For smaller ξ , simulations yield a large low frequency satellite not observed experimentally. One could naively consider the moments induced by Zn and Ni below T_C as resulting from a mere continuation of the normal state physics in a “normal” region close to the impurity where the superconducting gap is destroyed. However, STM experiments indicate that Ni does not affect the superconducting gap in contrast with Zn. So this paramagnetic staggered cloud coexists locally with superconductivity at least in the Ni case. Previous ^7Li NMR measurements in the case of the non magnetic Li impurity revealed below T_C an increase of the Curie-Weiss susceptibility on n.n. Cu, interpreted as resulting from a decrease of the normal state Kondo screening [10]. The existence of the staggered moments is confirmed here, but their temperature dependence is much less pronounced than anticipated from the ^7Li NMR data. The Li measurements could be partly affected by the LDOS peak at optimal doping. The estimated value $T_K=41$ K below T_C would then be underestimated, the actual T_K being closer to the normal state value of 135 K.

The LDOS effects observed in STM and in the present study are predicted for strong scattering centers such as Zn or Li in a d-wave superconductor [6]. However, the BCS type models used in ref [6] do not take into account the staggered magnetic effects. Models based on strong magnetic correlations allow to account for these staggered moments above T_C (see refs. in [9]). Using a t-J model in a d-wave superconductor, Wang and Lee demonstrated that correlations lead simultaneously to staggered moments and LDOS peaks [18]. Another set of models attributes the LDOS peaks to a Kondo resonance [19]. In this scenario, the difference between the T-dependence of Ni and Zn on fig.3 could originate from a much lower T_K for Ni than for Zn. But the origin of this difference is still unclear. Models addressing both Ni and Zn cases are therefore needed to fulfill our understanding.

In conclusion, ^{17}O NMR allowed us for the first time to measure the local magnetic and DOS effects due to a nonmagnetic Zn and a magnetic Ni impurity in a

superconductor. Unexpectedly, Zn and Ni induce a qualitatively similar staggered magnetization, in continuity with the normal state physics. This stresses the importance of electronic correlations above and below T_C at optimal doping. The ability to measure LDOS effects as well opens a new way to simultaneously probe magnetic and charge effects near local defects at the atomic scale in the bulk of superconductors. It can be extended to other dopings or materials in a more controlled way than the corresponding STM measurements.

We acknowledge K. Van Der Beek and P. Mendels for fruitful discussions, H. Brune for his comprehension.

* Present address : group of Prof. H. Brune, Institut de Physique des Nanostructures, SB-EPFL, PHB-Ecublens, 1015 Lausanne, Suisse

- [1] D. A. Bonn *et al.*, Phys. Rev. B **50**, 4051 (1994)
- [2] A. Yazdani *et al.*, Science, **275**, 1767 (1995)
- [3] S.H. Pan *et al.*, Nature **403**, 746 (2000)
- [4] E. W. Hudson *et al.*, Nature **411**, 920 (2001)
- [5] K. Ishida *et al.*, J. Phys. Soc. Jpn **62**, 2803 (1993)
- [6] For a review, see A. V. Balatsky, I. Vekhter, Jian-Xin Zhu, cond-mat/0411318
- [7] J. Bobroff *et al.*, Phys. Rev. Lett, **79**, 2117 (1997) ; J. Bobroff *et al.*, J.Phys.Chem.Solids **59**, 2160 (1998)
- [8] M.H. Julien *et al.*, Phys. Rev. Lett. **84**, 3422-3425 (2000)
- [9] S. Ouazi, J. Bobroff, H.Alloul, W.A. MacFarlane, Phys. Rev. B **70**, 104515 (2004)
- [10] J. Bobroff *et al.*, Phys.Rev.Lett. **86**, 4116 (2001)
- [11] Y. Itoh *et al.*, Phys. Rev. B **67**, 064516 (2003)
- [12] W. G. Clark, M. E. Hanson, F. Lefloch, and P. Ségransan, Rev. Sci. Instrum. **66**, 2453 (1995)
- [13] A.P. Reyes *et al.*, Phys. Rev. B **55**, R14737 (1997)
- [14] E.H. Brandt, Phys. Rev. B **68**, 054506 (2003)
- [15] C. Bernhard *et al.*, Phys.Rev.Lett. **77**, 2304 (1996)
- [16] An additional multiplying factor of 1.3 was used to correct for the fact that our measurement probes the c axis field distribution whereas μSR of [15] was performed on non-oriented powders (see C. Bucci *et al.*, Physica (Amsterdam) **235-240C**, 1849 (1994))
- [17] Between 50K and 90K, superconducting transition and vortex melting occur and depend on both the field and x_p , hence forbidding our analysis procedure as we assumed vortex not much field-dependent. Only data below $T=50\text{K}$ will therefore be considered.
- [18] Z. Wang Z., P.A. Lee, Phys. Rev. Lett. **89**, 217002 (2002)
- [19] A. Polkovnikov, S. Sachdev, and M. Vojta Phys. Rev. Lett. **86**, 296-299 (2001)