

Crossover from Single-Ion to Coherent Non-Fermi Liquid Behavior in $\text{Ce}_{1-x}\text{La}_x\text{Ni}_9\text{Ge}_4$

E. - W. Scheidt ^{a,1} U. Killer ^a H. Michor ^b E. Bauer ^b C. Dusek ^b S. Kehrein ^{c,1,2}
W. Scherer ^{a,1}

^a*Chemische Physik und Materialwissenschaften, Universität Augsburg, 86159 Augsburg, Germany*

^b*Institut für Festkörperphysik, TU Wien, 1040 Wien, Austria*

^c*TP III, Elektronische Korrelationen und Magnetismus, Universität Augsburg, 86159 Augsburg, Germany*

Abstract

We report specific heat and magneto-resistance studies on the compound $\text{Ce}_{1-x}\text{La}_x\text{Ni}_9\text{Ge}_4$ for various concentrations over the entire stoichiometric range. Our data reveal single-ion scaling with Ce-concentration between $x = 0.1$ and 0.95 . Furthermore, CeNi_9Ge_4 turns out to have the largest ever recorded value of the electronic specific heat $\Delta c/T \approx 5.5 \text{ J K}^{-2} \text{ mol}^{-1}$ at $T = 0.08 \text{ K}$ which was found in Cerium f-electron lattice systems. In the doped samples $\Delta c/T$ increases logarithmically in the temperature range between 3 K and 50 mK typical for non-Fermi liquid (nFL) behavior, while ρ exhibits a Kondo-like minimum around 30 K , followed by a single-ion local nFL behavior. In contrast to this, CeNi_9Ge_4 flattens out in $\Delta c/T$ below 300 mK and displays a pronounced maximum in the resistivity curve at 1.5 K indicating a coherent heavy fermion groundstate. These properties render the compound $\text{Ce}_{1-x}\text{La}_x\text{Ni}_9\text{Ge}_4$ a unique system on the borderline between Fermi liquid and nFL physics.

Key words:

non Fermi liquid, Heavy Fermion, single ion effect

Cerium-based intermetallic compounds exhibit a rich variety of ground state properties due to the competition between three different types of interactions: i) crystal-field effects; ii) Ce-Ce intersite correlations which result in long-range magnetic order and iii) on-site correlation between 4f- and conduction-electron states leading to a formation of a local Kondo singlet. In order to minimize the intersite correlation by increasing the Ce-sublattice space CeNi_9Si_4 and CeNi_9Ge_4 turn out to be good candidates. Both compounds crystallize in a tetragonal structure with space group $I4/mcm$ and a minimum Ce-Ce distance of 5.5479 \AA for Si [1] and of 5.6357 \AA for Ge [2]. While

CeNi_9Si_4 is a typical Kondo lattice system with a moderate Sommerfeld coefficient $\gamma = 155 \text{ mJ K}^{-2} \text{ mol}^{-1}$ [1], CeNi_9Ge_4 exhibits non-Fermi liquid behavior with the largest ever recorded value of the electronic specific heat $\Delta c/T \approx 5.5 \text{ J K}^{-2} \text{ mol}^{-1}$ at $T = 0.08 \text{ K}$ without showing any trace of magnetic order [2]. Recently, specific heat and susceptibility studies on La-substituted samples $\text{Ce}_{1-x}\text{La}_x\text{Ni}_9\text{Ge}_4$ indicate that the large electronic specific heat value $\Delta c/T$ of CeNi_9Ge_4 is mainly caused by single ion effects [3]. In addition the observed nFL-behavior in $\Delta c/T$ and ρ and the Kondo-like behavior in χ suggests that in the $\text{Ce}_{1-x}\text{La}_x\text{Ni}_9\text{Ge}_4$ system two channel Kondo physics takes place [3].

The specific heat divided by temperature of polycrystalline samples $\text{Ce}_{1-x}\text{La}_x\text{Ni}_9\text{Ge}_4$ (with x ranging from 0 to 1) is displayed in Fig. 1. For all La substituted samples a nearly logarithmic increase of c/T below 1.5 K is observed which is characteristic for nFL

¹ This work was supported by the SFB 484 of the Deutsche Forschungsgemeinschaft (DFG).

² The author acknowledges support through a Heisenberg fellowship of the DFG.

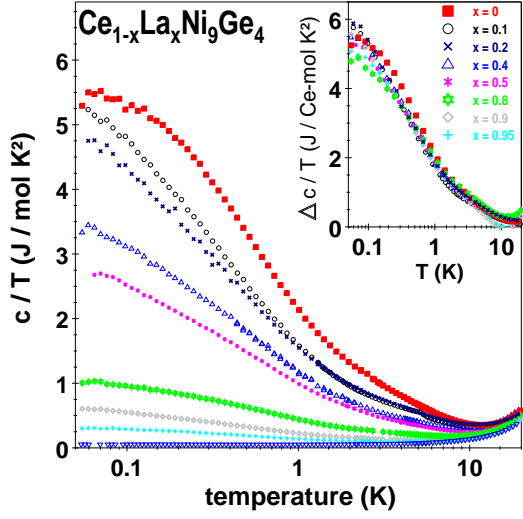


Fig. 1. A semi-logarithmic plot of the specific heat divided by temperature of $Ce_{1-x}La_xNi_9Ge_4$ in the temperature range $0.05K < T < 20K$. The insert shows the electronic contribution to the specific heat $\Delta c/T$ normalized per Ce-mol.

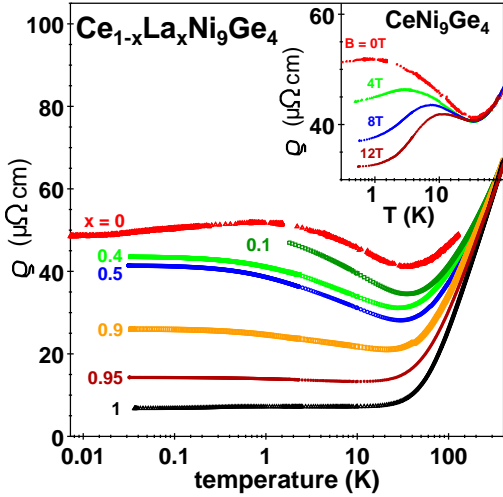


Fig. 2. The electrical resistivity $\rho(T)$ of various samples normalized at 300 K to that of $LaNi_9Ge_4$ which was detected with the Vander-Pauw method. Notice that the unexpected smaller residual resistivity ratio of the stoichiometric single crystal sample [4] may be due to anisotropy effects and stress. The insert shows for $CeNi_9Ge_4$ the shift of the resistivity maximum at 1.5 K with increasing magnetic field up to higher temperatures.

physics. Only the non-diluted compound $CeNi_9Ge_4$ deviates noticeably from this logarithmic behavior indicating collective excitations below 0.3 K [2]. Furthermore, the electronic contribution normalized per Ce-concentration is found to be almost independent of La substitution (insert Fig. 1). This strongly suggests that the low-temperature physics in $Ce_{1-x}La_xNi_9Ge_4$ is governed by single-ion behavior, at least for $x > 0$.

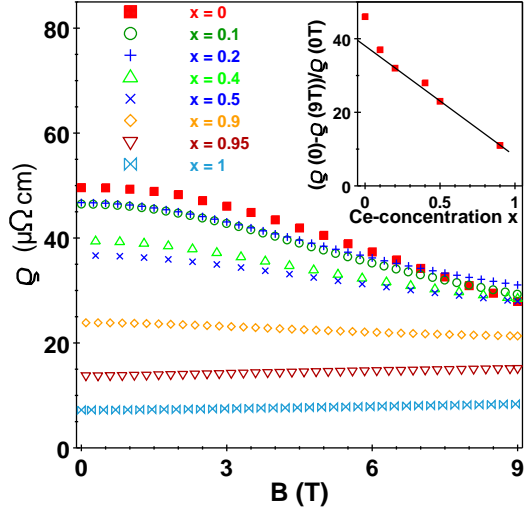


Fig. 3. Magneto resistance of $Ce_{1-x}La_xNi_9Ge_4$ at 2 K. Insert: percentage decrease of magneto resistance between 0 and 9 T.

The concentration dependent crossover from single-ion nFl to coherent behavior in $Ce_{1-x}La_xNi_9Ge_4$ is also supported by resistivity measurements (Fig. 2). With the exception of $CeNi_9Ge_4$ and $LaNi_9Ge_4$ the resistivity of all samples passes through a Kondo-like minimum around 30 K, followed by a logarithmic temperature increase and saturates below 2 K with $\rho(T) - \rho(0) \propto T^c$, $c = 0.8 \pm 0.2$ indicating single-ion nFl-like behavior. While $LaNi_9Ge_4$ shows normal metallic behavior, only $CeNi_9Ge_4$ has a maximum at low temperature indicating a concentration dependent crossover from a single-ion to a coherent Kondo lattice state below 1 K. Fig. 3 shows the magneto-resistance between 0 and 9 T at 2 K. The percentage decrease of magneto resistance between $\rho_{imp}(0)$ and $\rho_{imp}(9T)$ increases linearly with rising Ce-concentration starting at $x = 0.9$ (insert Fig. 3). Only for the non-diluted $CeNi_9Ge_4$ this reduction deviates from the linearity to higher values, again indicating a concentration dependent crossover from single-ion nFl to coherent behavior. Therefore the magneto-resistance data are in good agreement with those of the specific heat data [3].

References

- [1] H. Michor *et al.*, Phys. Rev. B **67** (2003) 224428.
- [2] H. Michor *et al.*, J. Mag. Mag. Mat. **272-276**, (2004) 227.
- [3] U. Killer, E.-W. Scheidt, G. Eickerling, H. Michor, J. Sereni, Th. Pruschke, S. Kehrein, cond-mat/0402498.
- [4] We are indebted to Th. Herrmannsdörfer, R. König, A. Schindler, and I. Usherov-Marshak for kind support

of experiments in Bayreuth funded by the EU-TMR Large Scale Facility Project (Contract No. ERBFMGECT950072) and the Austrian FWF, P15066.