

# Error-proof programmable self-assembly of DNA-nanoparticle clusters

Nicholas A. Licata, Alexei V. Tkachenko

*Department of Physics, University of Michigan, 450 Church Str., Ann Arbor, Michigan 48109*

We study theoretically a new scheme of programmable DNA-directed self-assembly of colloids into modest size clusters of desired geometry. By analyzing both a simple generic model and a more realistic description of a DNA-colloidal system, we demonstrate that it is possible to suppress the glassy behavior of the system, and thus to make the self-assembly essentially error-proof. This regime requires a combination of stretchable interparticle linkers (i.e. sufficiently long DNA), and a soft repulsive potential. The kinetic phase diagram and the error probability are computed for several geometries of the desired clusters. We also propose the route by which our scheme can be implemented experimentally.

PACS numbers: 81.16.Dn, 87.14.Gg, 36.40.Ei

Over recent years, significant attention has been attracted to the possibility of nanotechnological applications of DNA[1],[2],[3],[4],[5]. Among the various proposals, one of the most interesting directions is the use of DNA-mediated interactions for *programmable self-assembly* of nanoparticle structures [6],[7],[8],[9]. Several schemes of such self-assembly have been studied both experimentally and theoretically. Their common theme is the use of colloidal particles functionalized with specially designed ssDNA (markers), whose sequence defines the particle type. In such systems, selective type-dependent interactions can be introduced either by making the markers complementary to each other, or by using linker-DNA chains whose ends are complementary to particular marker sequences.

Recent theoretical studies have addressed the expected phase behavior [10], melting properties [11], and morphological diversity [12] of DNA-colloidal assemblies. In particular, there are indications that these techniques can be utilized for fabrication of photonic band gap materials [13],[14]. Despite significant experimental progress, the long-term potential of DNA-based self-assembly is far from being realized. For instance, most of the experimental studies of DNA-colloidal systems report random aggregation of the particles. Some degree of structural control in these systems has been achieved, mostly by varying the relative sizes of particles, rather than by tuning the interactions [15],[16].

In this letter, we present a theoretical discussion of a new approach to the problem of programmable DNA-colloidal self-assembly. Its unique feature is the possibility of suppressing the glassy behavior, thus making the self-assembly essentially error proof. Instead of dealing with a bulk system, we consider self-assembly of a nanocluster containing a modest number of DNA-functionalized particles ( $N \sim 100$ ). Such pre-designed clusters may then be used as building blocks for the construction of larger structures. There are two essential features which make our system distinct from most of the previously studied ones: (i) each particle within the cluster has a unique code, i.e. sequence of ssDNA markers attached to it; (ii) we propose to use sufficiently long

DNA chains to take advantage of their polymeric nature, namely the stretchability over the size of the system.

In the first part of the paper, we address the problem within a simplified generic model which mimics the nanoparticle system with stretchable DNA connections. An unexpected and very encouraging result of this study is that the misfolding (or "jamming") in the model system can be completely avoided for certain set of parameters. This "error-proof" self-assembly requires the combination of a long-range type-dependent attraction with a soft-core repulsion, both of which can be realized within a DNA-colloidal system. The possible experimental implementation of this scheme is discussed in the second part of the paper, together with the adaptation of the original model to a more realistic situation.

Consider an isolated group of particles functionalized with ssDNA. Suppose the sequences of DNA markers are different for any pair of particles, while the sequences of those attached to the same particle are the same (i.e. each particle has a unique code). In this case, the attraction between any two particles can be effectively switched on by adding DNA "linkers" whose ends are complementary to the corresponding marker sequences of the particles. As a first approach to the problem, we introduce a generic "Beads & Springs" model which incorporates essential features of the DNA-nanoparticle system. The model system contains  $N$  particles with pairwise (type-independent) repulsive potential  $U(r)$ . In general, this repulsion may have a hard-core or soft-core behavior, or be a combination of the two. In order to model the DNA-induced type-dependent attraction, we introduce a harmonic potential (linear springs) which acts only between selected pairs of particles[17]. Thus, the model Hamiltonian has the following form:

$$H = \frac{1}{2} \sum_{\alpha, \beta} \kappa J_{\alpha\beta} |\mathbf{r}_\alpha - \mathbf{r}_\beta|^2 + U(|\mathbf{r}_\alpha - \mathbf{r}_\beta|) \quad (1)$$

Here  $\alpha, \beta$  are the particle indices,  $\mathbf{r}_\alpha$  are their current positions, and  $\kappa$  is the spring constant. The connectivity matrix element  $J_{\alpha\beta}$  may be either 1 or 0, depending on whether the two particles are connected by a spring, or

not. Our goal is to program the desired spatial configuration by choosing an appropriate connectivity matrix  $J_{\alpha\beta}$ . A natural construction is to put  $J_{\alpha\beta} = 1$  for any pair of particles which must be nearest neighbors in the desired cluster, and not to connect the particles otherwise (i.e. put  $J_{\alpha\beta} = 0$ ). This construction assures that the target configuration is the ground state of the system.

Note that our problem is somewhat similar to that of heteropolymer folding. In that case, the selective interactions between monomers (e.g. amino acids in protein) are responsible for the coding of the spacial structure of a globule. Our major concern is whether the kinetics of the system will allow it to reach the ground state within a reasonable time. Unfortunately, since the Brownian motion of a typical nanoparticle is relatively slow (compared to molecular time scales), it is unrealistic to expect that our system will be able to find the target configuration by "hopping" between various metastable states, as in the case of protein folding. However, our case is different because the attractive force grows with distance, as opposed to the short-range nature of heteropolymer self-interactions. As we shall see below, this difference is essential, making it possible for the system to reach the ground state without stopping at any metastable configuration.

We have performed a molecular dynamics simulation of the above model by numerically integrating its Langevin equation:

$$b\dot{\mathbf{r}}_{\alpha} = -\nabla_{\alpha}H + \eta_{\alpha} \quad (2)$$

Here  $b$  is the particle mobility. The thermal noise has been artificially suppressed in this study (i.e.  $\eta = 0$ ). In other words, we have assumed the worst case scenario: once the system is trapped in a local energy minimum, it stays there indefinitely. The equations of motion were solved numerically by a first order Runge-Kutta method. First, we studied a system of  $N = 49$  distinguishable particles in 2D, whose native configuration was a  $7 \times 7$  square cluster (see Figure 1). Their initial positions were random, and the connectivity matrix was constructed according to the above nearest-neighbor rule.

First, we studied the case when  $U(r)$  is a hard-core potential. More precisely, the repulsive force was given by a semi-linear form:

$$f_{hc}(r) = -\frac{\partial U_{hc}(r)}{\partial r} = \kappa_0(d-r)\Theta(d-r) \quad (3)$$

Here  $\Theta$  is the unit step function, and  $d$  is the diameter of the hard sphere. The parameter  $\kappa_0$  determines the strength of the hard-core repulsion, and it does not affect the results, as long as  $\kappa_0 \gg \kappa$ . In our simulations, we found that the hard sphere system eventually stops in a configuration definitely different from the desired one, a behavior which is well known in the context of granular

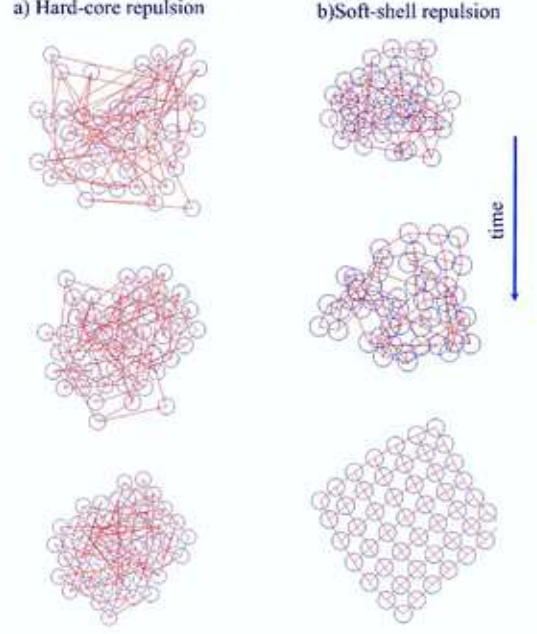


FIG. 1: Programmable self-assembly in 2D, studied within the Beads & Springs model. 49 particles are all distinct and connected with linear springs to encode the desired configuration ( $7 \times 7$  square). The jamming behavior is observed for the case of hard spheres (a). However, the assembly of the target structure can be achieved if the repulsion is sufficiently "soft" (b).

and colloidal systems as "jamming"[18]. Remarkably, *the jamming can be avoided when the hard-core repulsion is replaced by a soft-core potential:*

$$U_{sc}(r) = U_0 \exp(-r/\lambda). \quad (4)$$

Here the decay length  $\lambda$  is of the order of the equilibrium interparticle distance  $r_0$ . This indicates that the energy landscape can be made smooth by a combination of long-range selective attraction and soft-core repulsion.

The result is surprising and remarkably robust. In particular, in order to expand our finding to the 3D case, we studied the self-assembly of particles into tetrahedra of various sizes ( $N = 10, 20, 35$ ). This time, the hard core interaction potential was superimposed with a soft shell repulsion, which makes the model more relevant for an actual DNA-colloidal system:

$$U(r) = U_{hc}(r) + U_{sc}(r). \quad (5)$$

After the system has fully relaxed, a geometric measure of the folding success is determined by comparing particle separations of the desired final state to those generated from a set of random initial conditions. Figure 2 shows

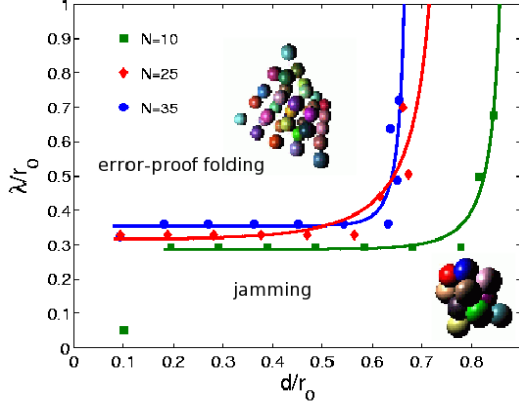


FIG. 2: "Jamming phase diagram" obtained for programmable self-assembly of tetrahedral clusters, within the Beads & Springs model. The control parameters depend on the equilibrium interparticle distance  $r_0$ , the diameter of the hard sphere  $d$ , and the range of the soft-shell repulsion  $\lambda$ .

the "jamming phase diagram" for these systems. To assign a point on the diagram to the correct folding regime, we required 100 consecutive successful folds. While this criterion can only give an upper bound on the jamming probability (which is approximately 1%), an additional analysis gives strong evidence that the correct folding region of the diagram corresponds to zero probability of jamming.

We now proceed to discuss a possible experimental implementation of the above self-assembly scheme in a DNA-colloidal system. In the generic "Beads & Springs" model we assumed that (1) the desired group of particles has already been localized in a small region of space, and that (2) the interparticle connections have already been made. Note that in order to link two particles across the system, the associated stretching energy of DNA should not realistically exceed several  $kT$ . Hence, its gyration radius must be comparable to the system size  $L$ . However, this limits the single molecule "spring constant" to approximately  $\kappa \sim k_B T / L^2$ . This would typically produce an elastic force insufficient to overcome the thermal fluctuations. Below we propose a procedure which may be used to localize the particles, to make the connections, as well as to produce sufficiently strong elastic forces required for the folding of a desired nanocluster.

**Stage 1:** We start with octopus-like particles functionalized with sufficiently long dsDNA chains[19],[20] each of which is terminated by a short ssDNA segment. The sequence of these segments (the same for any given particle) determines the particle "code". In order to localize the desired group of particles, e.g. of types  $A, B, C, D, \dots$ , one can use ssDNA with sequence  $\bar{s}_A \bar{s}_B \bar{s}_C \dots$  (here  $\bar{s}_A$  is the complementary sequence to the code of a particle  $A$ ). When added to a bulk mixture of particles, such a chain will play the role of an "anchor" to

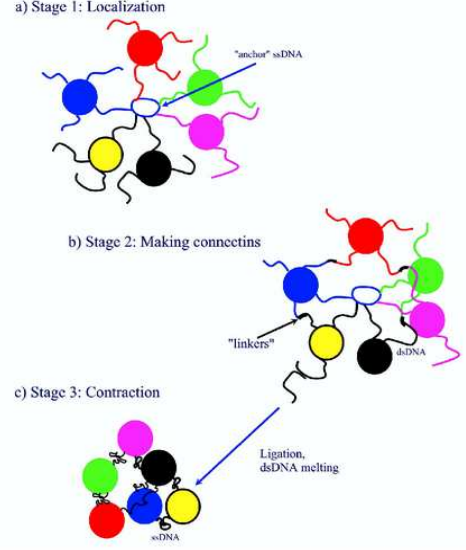


FIG. 3: Schematic representation of the proposed experimental scheme for programmable self-assembly of nanoparticle clusters.

which the required set of particles will bind (see Figure 3(a))

**Stage 2:** In order to make the desired connections between the particles localized near an "anchor", one can add short ssDNA with sequences  $\bar{s}_X \bar{s}_Y$  (to link particles  $X$  and  $Y$ ). This stage is shown in Figure 3(b). In order for the interparticle links to be formed upon hybridization, the gyration radius of the dsDNA "arms" should be comparable to the size of the system. After the links are formed, they should be made permanent by ligation.

**Stage 3:** Since the spring constants of the above dsDNA chains are too small to drive the self-assembly of a desired cluster, we propose to melt them either by changing the temperature or pH. As a result, the dsDNA links will be turned into ssDNA with a much higher effective spring constant (due to the shorter persistence length). This will trigger the "contraction" stage and the self-assembly scenario similar to the one discussed within Beads & Springs model (see Figure 3(c)). Note that DNA entanglements may be effectively eliminated if the procedure is done in the presence of DNA Topoisomerases.

As we have seen, the introduction of a soft-core repulsive potential  $U_{sc}$ , is crucial to a successful self-assembly proposal. In a real system, this repulsion can be generated e.g. by DNA or another water soluble polymer adsorbed to the particle surface. The mechanism is quite independent of the monomer chemistry, but for the sake of concreteness we will speak of the repulsion generated by DNA. Namely, we assume that a certain fraction of "arms" of the "octopus-like" particles are not terminated

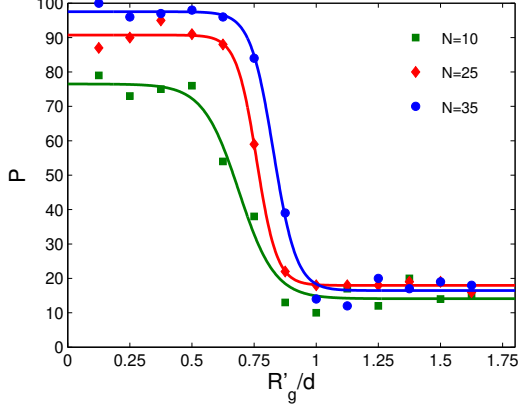


FIG. 4: Error probability  $P$  as a function of aspect ratio  $R'_g/d$  for tetrahedral clusters with modified soft-potential and realistic DNA-mediated attraction. Each data point on the misfolding profile represents 100 trials.

by a sticky end, and only play the role of a repulsive "buffer". When the polymer coverage is sufficiently low, the interparticle repulsion is primarily due to entropy loss of a chain squeezed between two particles. The characteristic length scale of this interaction is given by the gyration radius of the "buffer" chain,  $R'_g$ . The corresponding repulsive force  $f_{sc}$  can be calculated exactly in the limit of relatively short buffer chains,  $R'_g \ll d$ . The result of this calculation[12] can be adequately expressed in the following compact form:

$$f_{sc}(r) \approx \frac{4NR'_g k_b T}{d(r-d)} \exp\left(-\frac{(r-d)^2}{2R_g'^2}\right) \quad (6)$$

Here  $N$  is the total number of buffer chains per particle. Note that even though this result is only valid for  $R'_g \ll d$ , it correctly captures the Gaussian decay of the repulsive force expected for longer chains as well. Therefore, we expect the results to be at least qualitatively correct beyond the regime of short buffer chains.

In addition to the modified soft potential, we have to take into account the random character of the realistic DNA-mediated attraction. It originates from the fact that (1) the number of DNA "arms" of the original octopus-like particles will typically be determined by a random adsorption process, and (2) the fraction of the DNA chains recruited for linking a particular pair of particles is also random. In terms of our original model, this means that the "springs" will not have the same spring constant. If the individual linkers are modelled by Gaussian chains [21], the overall spring constant for a particular pair of connected particles is given by  $\kappa_{\alpha\beta} = k_B T m_{\alpha\beta} / 2R_g^2$ , where  $R_g$  is the gyration radius of a single linker, and  $m_{\alpha\beta}$  is the number of individual chains connecting the particles. We assume

that this number obeys the generic Poisson distribution:  $P(m) = \bar{m}^m e^{-\bar{m}} / m!$ . As formulated, the model is cast as a system of coupled differential equations:

$$\dot{\mathbf{r}}_\alpha = b^{-1} \sum_\beta \left[ -\frac{k_B T}{2R_g^2} J_{\alpha\beta} m_{\alpha\beta} r_{\alpha\beta} + f_{hc}(r_{\alpha\beta}) + f_{sc}(r_{\alpha\beta}) \right] \hat{\mathbf{n}}_{\alpha\beta} \quad (7)$$

Here  $r_{\alpha\beta} = |\mathbf{r}_\alpha - \mathbf{r}_\beta|$ ,  $\hat{\mathbf{n}}_{\alpha\beta} = (\mathbf{r}_\alpha - \mathbf{r}_\beta) / r_{\alpha\beta}$ .

We have studied the behavior of the system as a function of two dimensionless parameters, one of which is the ratio of the buffer gyration radius to the particle diameter,  $R'_g/d$ . The other parameter characterizes the relative strength of the attractive and repulsive forces:

$$\alpha = \frac{\bar{m}}{N} \left( \frac{R'_g}{R_g} \right) \quad (8)$$

Including the above modifications of the model, the essential result of the study is that the jamming probability can be drastically suppressed, similarly to the previous case. However, the jamming in this system cannot be eliminated completely. Instead of an actual "phase boundary", we have observed a sharp crossover to the regime of predominantly good folding, in which the error probability is suppressed to a modest level  $\sim 10 - 20\%$ . Interestingly, the behavior is nearly independent of the energy parameter  $\alpha$ , which makes  $R'_g/d$  the only major control parameter. Figure 4 shows the error probability as a function of this geometric parameter for tetrahedral clusters of different sizes. As this plot indicates, the misfolding behavior gets suppressed as  $R'_g/d$  exceeds 1.

Although several essential features of a realistic DNA-colloidal system have been taken into account, our description has considerable limitations which are to be addressed in future work. For instance, we have not considered the various effects of excluded volume interactions, which would modify the forms of both repulsive and attractive potentials. In particular, our discussion is only applicable to the limit of modest coverage of particles with buffer chains. This case of weakly overlapping adsorbed chains (known as the "mushroom regime") is drastically different from the high-coverage "polymer brush" behavior[22]. Nevertheless, our major conclusions appear to be rather robust. The major condition for error suppression is that the gyration radius of buffer chains (in ssDNA form) involved should be on the order of the particle diameter (or larger). For instance, if all the chains are based on 48kbp  $\lambda$ -phage DNA (with appropriate modifications), the optimal particle size is about  $100nm$ . The additional constrain of modest coverage means that the number of chains per particle should be limited to  $N \simeq 10$ .

- 
- [1] Seeman, N. C. *Angew. Chem. Int. Ed.* **1998**, *37*, 3220-3238.
- [2] Ball, P. *Nature* **2001**, *413*, 667-668.
- [3] Braun, E.; Eichen, Y.; Sivan, U.; Ben-Yoseph, G. *Nature* **1998**, *391*, 775-778.
- [4] Wengel, J. *Org. Biomol. Chem* **2004**, *2*, 277-280.
- [5] Dwyer, C.; Johri, V.; Cheung, M.; Patwardhan, J.; Lebeck, A.; Sor, D. *Nanotechnology* **2004**, *15*, 1240-1245.
- [6] Mirkin, C. A.; Letsinger, R. L.; Mucic, R. C.; Storhoff, J. J. *Nature* **1996**, *382*, 607 - 609.
- [7] Seeman, N. C. *Nature* **2003**, *421*, 427-431.
- [8] Winfree, E.; Liu, F.; Wenzler, L. A.; Seeman, N. C. *Nature* **1998**, *394*, 539-544.
- [9] Cobbe, S.; Connolly, S.; Ryan, D.; Nagle, L.; Eritja, R.; Fitzmaurice, D. *J. Phys. Chem. B* **2003**, *107*, 470-477.
- [10] Lukatsky, D.; Frenkel, D. *Physical Review Letters* **2004**, *92*,.
- [11] Jin, R.; Wu, G.; Li, Z.; Mirkin, C. A.; Schatz, G. C. *JACS* **2003**, *125*, 1643-1654.
- [12] Tkachenko, A. V. *Physical Review Letters* **2002**, *89*,.
- [13] Fan, S.; Villeneuve, P. R.; Joannopoulos, J. D. *Phys. Rev. B* **1996**, *54*, 11245-11251.
- [14] Sievenpiper, D. F.; Sickmiller, M. E.; Yablonovitch, E. *Phys. Rev. Lett.* **1996**, *76*, 2480-2483.
- [15] Milam, V. T.; Hiddessen, A. L.; Crocker, J. C.; Graves, D. J.; Hammer, D. A. *Langmuir* **2003**, *19*, 10317-10323.
- [16] Soto, C. M.; Srinivasan, A.; Ratna, B. R. *JACS* **2002**, *124*, 8508-8509.
- [17] Jones, R. A. L. *Soft Condensed Matter*; Oxford University Press: Great Clarendon Street, Oxford OX2 6DP, U.K., 2003.
- [18] Segre, P.; Prasad, V.; Schofield, A.; Weitz, D. *Physical Review Letters* **2001**, *86*, 6042-6045.
- [19] Arber, W.; Enquist, L.; Hohn, B.; Murray, N.; Murray, K. *Experimental methods for use with Lambda*; Cold Spring Harbor Press: Cold Spring Harbor Laboratory Press, 1 Bungtown Road, Cold Spring Harbor, NY 11724, Lambda II ed.; 1983.
- [20] Sambrook, J.; Russell, D.; Russell, D. *Molecular Cloning: A Laboratory Manual*; Cold Spring Harbor Laboratory Press: Cold Spring Harbor Laboratory Press, 1 Bungtown Road, Cold Spring Harbor, NY 11724, 3 ed.; 2000.
- [21] Grosberg, A. Y.; Khokhlov, A. *Statistical Physics of Macromolecules*; AIP, New York: AIP Press, American Institute of Physics, 500 Sunnyside Boulevard, Woodbury, NY 11797-2999, 1994.
- [22] de Gennes, P. *Scaling Concepts of Polymer Physics*; Cornell University Press, Ithaca, NY: Ithaca, NY, 1979.