

Quantum Critical Point of Itinerant Antiferromagnet in Heavy Fermion

Hiroaki Kadowaki,^{1,*} Yoshikazu Tabata,² Masugu Sato,³ Naofumi Aso,⁴ Stephane Raymond,⁵ and Shuzo Kawarazaki²

¹*Department of Physics, Tokyo Metropolitan University, Hachioji-shi, Tokyo 192-0397, Japan*

²*Graduate School of Science, Osaka University, Toyonaka, Osaka 560-0043, Japan*

³*MSD, JASRI, 1-1-1 Kouto Mikazuki-cho Sayo-gun, Hyogo 679-5198, Japan*

⁴*NSL, Institute for Solid State Physics, University of Tokyo, Tokai, Ibaraki 319-1106, Japan*

⁵*CEA-Grenoble, DSM/DRFMC/SPSMS, 38054 Grenoble, France*

(Dated: January 27, 2020)

A quantum critical point (QCP) of heavy fermion $\text{Ce}(\text{Ru}_{1-x}\text{Rh}_x)_2\text{Si}_2$ ($x = 0, 0.03$) has been studied by single-crystalline neutron scattering. By accurately measuring the dynamical susceptibility at the antiferromagnetic wave vector $\mathbf{k}_3 = 0.35c^*$, we have shown that the energy width $\Gamma(\mathbf{k}_3)$, i.e., inverse correlation time, depends on temperature as $\Gamma(\mathbf{k}_3) = c_1 + c_2 T^{3/2 \pm 0.1}$, where c_1 and c_2 are x dependent constants, in a low temperature range. This critical exponent $3/2 \pm 0.1$ proves that the QCP is controlled by that of the itinerant antiferromagnet.

PACS numbers: 71.10.Hf, 71.27.+a, 75.40.Gb, 75.30.Mb

Quantum critical points (QCP) separating ferromagnetic or antiferromagnetic states from paramagnetic Fermi liquid states in strongly correlated electron systems have been investigated for decades. Successful descriptions of critical behavior close to QCPs were traditionally provided by the self-consistent renormalization (SCR) theory of spin fluctuations [1, 2] for d -electron systems based on the Hubbard model. The mean-field type approximations used in the SCR theory were justified by the renormalization group studies [3] based on the Hertz's effective action above upper critical dimensions. For the ferromagnetic QCP, theoretical predictions were supported by experimental studies of d -electron systems [1, 4]. In contrast there is little experimental understanding of the antiferromagnetic QCP [2].

A recent intriguing issue of QCP under controversial debate is directed toward revealing relevant fixed points for antiferromagnetic QCPs in heavy-fermion systems [5]. In energy scales much lower than Kondo temperature T_K , f and conduction electrons form composite quasiparticles with a large mass renormalization in paramagnetic heavy fermions. By tuning a certain parameter, e.g., pressure or concentration, an antiferromagnetic long range order emerges from the Fermi liquid state. In a weak coupling picture, it has been hypothesized that the same QCP as the d -electron itinerant antiferromagnet, referred to as spin density wave (SDW) type QCP, is relevant to the heavy fermion QCP [5, 6].

However despite a number of experimental studies of heavy-fermion systems showing non-Fermi liquid behavior, none of them definitely supports this QCP [7, 8, 9]. This stems partly from experimental difficulty in measuring weakly divergent quantities around QCP especially for bulk properties, which has been also the case for d -electron itinerant antiferromagnets [2]. On the contrary, several recent experiments suggest possibility of a novel strong coupling picture of the QCP [5, 10, 11]. Among these studies direct measurements of the diverging spin

fluctuation using single-crystalline neutron scattering for the heavy fermion $\text{CeCu}_{5.9}\text{Au}_{0.1}$ provided interesting insight [10]. On the basis of the observed E/T -scaling with an anomalous exponent [10] and effective two space dimensions [12], a scenario of a locally critical QCP was proposed [5, 13]. In contrast to the SDW QCP, this theory stresses that separation of f spin from the quasiparticle state occurs abruptly at the QCP.

In the present work, we have studied antiferromagnetic QCP of another heavy-fermion system $\text{Ce}(\text{Ru}_{1-x}\text{Rh}_x)_2\text{Si}_2$ ($x = 0, 0.03$) using single-crystalline neutron scattering. Stoichiometric CeRu_2Si_2 is an archetypal paramagnetic heavy-fermion with enhanced $C/T \simeq 350 \text{ mJ/K}^2 \text{ mol}$ and $T_K \simeq 24 \text{ K}$ [14]. Extensive neutron scattering studies of CeRu_2Si_2 [15] have shown that spin fluctuations possessing three-dimensional ($d = 3$) character are excellently described by the SCR theory for heavy fermions [6]. Small amount of Rh doping $x > x_c \simeq 0.04$ [16], induces an antiferromagnetic phase [see the inset of Fig. 1(a)] of the sinusoidally modulated structure with the wave vector $\mathbf{k}_3 = 0.35c^*$ [17].

The Rh doping modifies exchange interactions, while keeping T_K constant [16], and favors the antiferromagnetic phase in the concentration range $x_c < x < 0.35$. The dome structure of this phase and another antiferromagnetic phase with the modulation vector $(\frac{1}{2}\frac{1}{2}0)$ in the higher concentration range $0.6 < x$ suggests a certain frustration effect among exchange interactions. Samples nearly tuned to the lowest concentration QCP ($x \sim x_c$) show non-divergent C/T ($T \rightarrow 0$) [18] and $\Delta\rho \propto T^{3/2}$ [see the inset of Fig. 1(b)], which are consistent with SDW QCP in $d = 3$. Thus one can expect that $\text{Ce}(\text{Ru}_{1-x}\text{Rh}_x)_2\text{Si}_2$ ($x \lesssim x_c$) is suited to investigate SDW QCP [19] without disorder effects. It should be noted that non-Fermi liquid behavior observed in the higher concentration range $0.35 < x$ was reported to be influenced by disorders [20, 21].

In order to experimentally show SDW QCP in $d = 3$,

spin correlation studied by the renormalization group theory [3, 22] is obviously desired to be measured directly by neutron scattering. In the theoretical scenario of SDW QCP, wave-vector dependent susceptibility for the tuned sample ($x = x_c$) diverges as $\chi(\mathbf{k}_3) \propto T^{-3/2}$ [1, 3], or characteristic energy of spin fluctuation, i.e., inverse correlation time, depends on temperature as $\Gamma(\mathbf{k}_3) \propto \chi(\mathbf{k}_3)^{-1} \propto T^{3/2}$. By taking the detuning effect ($x < x_c$) into account, leading two terms of $\Gamma(\mathbf{k}_3)$ computed by the renormalization group theory [3, 22] are given by

$$\Gamma(\mathbf{k}_3) = c_1 + c_2 T^{3/2}, \quad (1)$$

where c_1 and c_2 are x dependent constants. The theoretical tuning parameter, a coefficient of the quadratic terms of the Hertz's effective action, is proportional to c_1 and $c_1 \propto (x_c - x)$ is normally assumed. The parameter c_2 is proportional to the coefficient of the quartic term of the effective action, which is supposed to vary slowly in the concentration range of interest.

An advantage of the present neutron scattering study is that Eq. (1) holds in a wider temperature range compared to those of indirect measurements by bulk properties, e.g., $C/T = \gamma_0 - \alpha T^{1/2}$ or $\Delta\rho \propto T^{3/2}$ [8, 18]. Theoretically Eq. (1) is an approximation in the temperature range $T_{FL} \ll T \ll T_K$, where T_{FL} is a crossover temperature below which system shows Fermi liquid behavior [3, 22]. For $\text{Ce}(\text{Ru}_{1-x}\text{Rh}_x)_2\text{Si}_2$ ($x = 0, 0.03$) specific heat and resistivity measurements [8, 18] show that Fermi liquid behavior is manifested only at very low temperatures, $T_{FL} \sim 1$ K, suggesting that high energy universal physics of QCP [5], i.e., Eq. (1), can be observed in a higher and accessible T range $T > 1.5$ K. In this work, we have accurately measured $\Gamma(\mathbf{k}_3)$ and have shown that its results agree well with Eq. (1) for both the nearly tuned sample $x = 0.03$ and the stoichiometric sample $x = 0$, which indicates that disorder does not influence the critical behavior.

Neutron-scattering measurements were performed on the triple-axis spectrometer HER at JAERI. It was operated using final energies of $E_f = 3.1$ and 2.4 meV providing energy resolutions of 0.1 and 0.05 meV (full width at half maximum), respectively, at elastic positions. Single crystals with a total weight of 19 g ($x = 0$) and 17 g ($x = 0.03$) were grown by the Czochralski method. Two set of multi-crystal samples aligned together were mounted in a He flow cryostat so as to measure a $(h0l)$ scattering plane. All the data shown are converted to the dynamical susceptibility. It is scaled to absolute units by comparison with the intensity of a standard vanadium sample.

The imaginary part of the dynamical susceptibility at $\mathbf{Q} = \mathbf{k}_3 + \mathbf{q}$ with small $|\mathbf{q}|$ is predicted to be given by

$$\text{Im}\chi(\mathbf{k}_3 + \mathbf{q}, E) = \frac{\chi(\mathbf{k}_3)\Gamma(\mathbf{k}_3)E}{E^2 + \Gamma(\mathbf{k}_3)^2}, \quad (2a)$$

$$\Gamma(\mathbf{k}_3 + \mathbf{q}) = D_c[\kappa_c^2 + q_c^2 + F(q_a^2 + q_b^2)], \quad (2b)$$

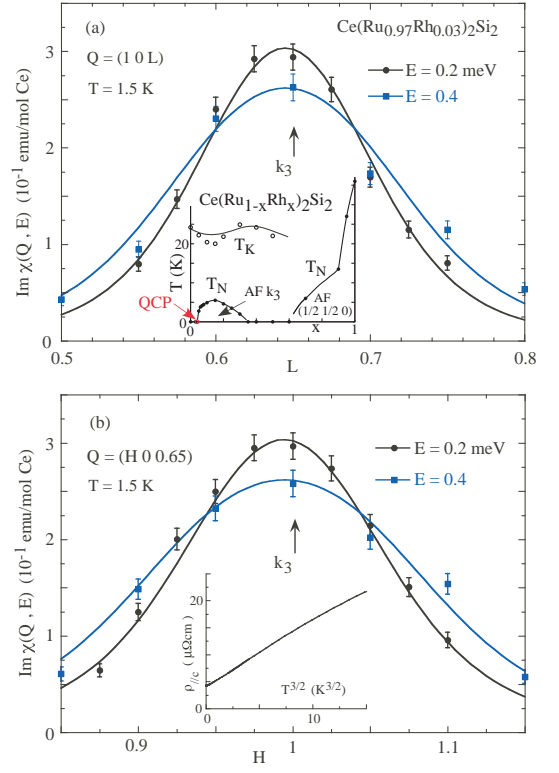


FIG. 1: (color online) Constant- E scans taken with $E = 0.2$ and 0.4 meV along the $\mathbf{Q} = (1, 0, L)$ (a) and $(H, 0, 0.65)$ (b) lines for the sample with $x = 0.03$. Curves are calculated by the fit to Eqs. (2). The insets show (a) the phase diagram and T_K [16, 17], and (b) resistivity of the sample with $x = 0.03$ as a function of $T^{3/2}$.

where D_c and F are T independent parameters, and κ_c is inverse correlation length along the c -axis [23]. This expansion form with the T independent product $\chi(\mathbf{k}_3)\Gamma(\mathbf{k}_3)$ has been used in the SCR [2, 6] and renormalization group [22] theories. The two parameters D_c and F were determined by using constant- \mathbf{Q} and - E scans for the both samples with $x = 0$ and 0.03 at $T = 1.5$ K. These data were fitted to Eqs. (2) convolved with the resolution functions. Fig. 1 shows constant- E scans and the fit curves for $x = 0.03$. The good quality of fitting indicates that Eqs. (2) well describe experimental data. We obtained concentration independent values of the parameters $D_c = 96 \pm 4$ (meV \AA^2) and $F = 0.12 \pm 0.01$. It should be noted that the T dependence of $\Gamma(\mathbf{k}_3) = D_c \kappa_c^2$ is larger than that of κ_c , and is suited to the present measurement.

Temperature dependence of $\Gamma(\mathbf{k}_3)$ has been determined by performing constant- \mathbf{Q} scans at the antiferromagnetic wave vector \mathbf{k}_3 with higher statistical accuracy than previous measurements [15, 19]. These scan data were fitted to Eq. (2a) convolved with the resolution functions, where there are two adjustable parameters $\Gamma(\mathbf{k}_3)$ and $\chi(\mathbf{k}_3)$. Several fit results of the constant- \mathbf{Q} scans for

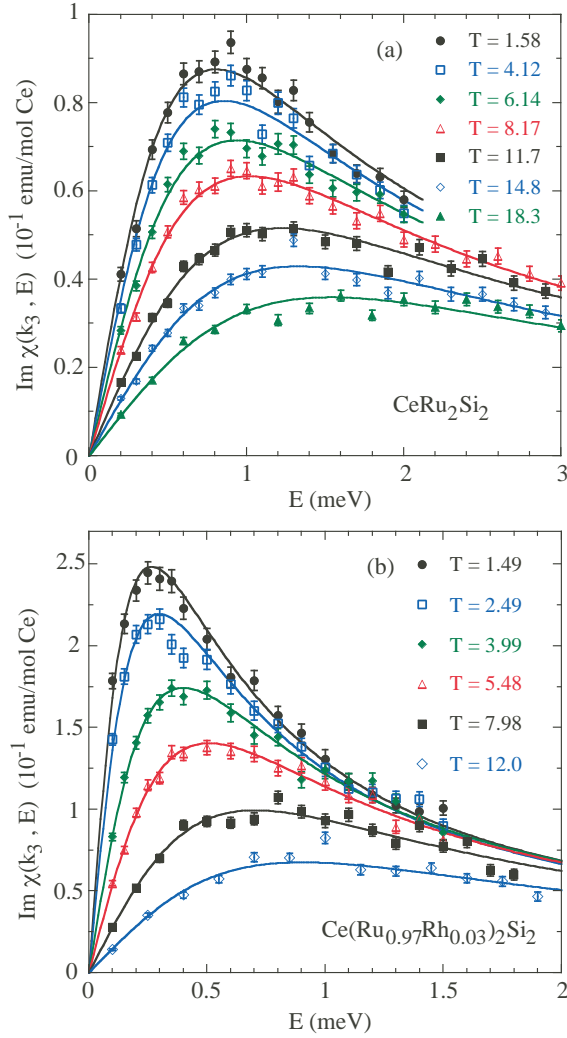


FIG. 2: (color online) Constant- Q scans at the antiferromagnetic wave vector \mathbf{k}_3 for the samples with $x = 0$ (a) and $x = 0.03$ (b). Curves are fit results using Eq. (2a) with two adjustable parameters $\Gamma(\mathbf{k}_3)$ and $\chi(\mathbf{k}_3)$.

the samples with $x = 0$ and 0.03 are shown in Fig. 2. From these figures one can see that the quality of fitting is excellent, that is, the theoretical approximation by the Lorentzian [Eq. (2a)] has been experimentally confirmed. Thus the resulting fit parameter $\Gamma(\mathbf{k}_3)$ has been determined very precisely.

Temperature dependence of $\Gamma(\mathbf{k}_3)$ is shown in Fig. 3 by plotting data as a function of $T^{3/2}$. At low temperatures observed data clearly agree with the linear behavior of Eq. (1). In fact, by least squares fitting we obtained: $\Gamma(\mathbf{k}_3) = (0.67 \pm 0.01) + (0.0095 \pm 0.0021)T^{1.53 \pm 0.08}$ (in units of meV) in $1.5 < T < 16$ K for the sample with $x = 0$ and $\Gamma(\mathbf{k}_3) = (0.138 \pm 0.007) + (0.021 \pm 0.003)T^{1.49 \pm 0.007}$ in $1.5 < T < 8$ K for $x = 0.03$. Therefore we conclude that the observed critical exponent $3/2 \pm 0.1$ is in agreement with the theoretical $3/2$, and consequently that the

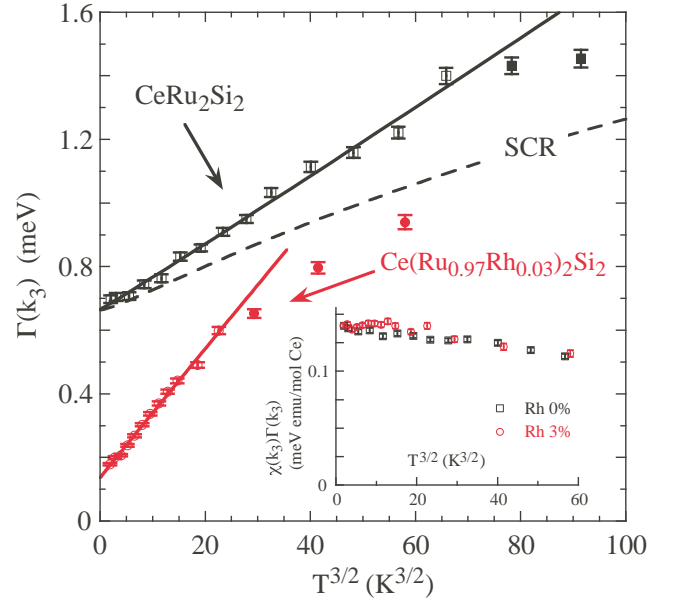


FIG. 3: (color online) Energy width $\Gamma(\mathbf{k}_3)$ of the Lorentzian form Eq. (2a) is plotted as a function of $T^{3/2}$. Full lines are fit to $\Gamma(\mathbf{k}_3) = c_1 + c_2 T^v$ with adjustable parameters c_1 , c_2 , and v in low temperature ranges, where data are displayed by open symbols. The dashed line is the calculation [15] using the SCR theory [6]. The inset shows temperature dependence of the product $\chi(\mathbf{k}_3)\Gamma(\mathbf{k}_3)$.

temperature dependence of spin fluctuation is controlled by SDW QCP in $d = 3$. The same exponent for both $x = 0$ and $x = 0.03$ samples ensures that randomness due to Rh doping does not affect the criticality. The temperature independence of $\chi(\mathbf{k}_3)\Gamma(\mathbf{k}_3)$ was also confirmed as shown in the inset of Fig. 3.

As discussed previously it is assumed that the tuning parameter c_1 is proportional to $x_c - x$ in the interpretation of experiments using the renormalization group theory [3]. This assumption is consistent with the observed values of c_1 and the critical concentration $x_c = 0.04 \pm 0.005$. In contrast to this agreement, the concentration dependence of c_2 , $c_2(x = 0.03)/c_2(x = 0) \sim 2$, may suggest a certain theoretical difficulty. The usual assumption of small variation of the quartic term of the effective action, which is proportional to c_2 , seems to break down, which suggests non-negligible perturbations for $\text{Ce}(\text{Ru}_{1-x}\text{Rh}_x)_2\text{Si}_2$. In terms of the SCR theory, the large variation of c_2 means that the SCR theory with the adjustable mode-mode coupling constant ($\propto c_2$) [1, 2] developed for d -electron systems has to be applied at least for the sample with $x = 0.03$ instead of the SCR theory for f electrons [6]. Despite this problem, we think that the critical exponent $3/2$ determined by basic characteristics of the system, the space dimension $d = 3$ and the dynamical exponent $z = 2$, is more important and decisive to conclude the nature of the QCP.

The temperature range in which Eq. (1) is observable can be discussed quantitatively using the SCR theory [6] in conjunction with the renormalization group theory [3, 22]. Spin fluctuation of CeRu_2Si_2 was extensively investigated by single-crystalline neutron scattering [15]. It was shown that overall experimental data of $\text{Im}\chi(\mathbf{Q}, E)$ in the wide \mathbf{Q} and E space as well as their temperature dependence are described by the phenomenological SCR theory for heavy fermions [6] within the experimental errors. In Fig. 3, the dashed line reproduces the SCR computation of $\Gamma(\mathbf{k}_3)$ for CeRu_2Si_2 which was determined in Ref. [15]. Apart from discrepancy of the coefficient c_2 of the $T^{3/2}$ term, one can see that the $T^{3/2}$ dependence of Eq. (1) is a good approximation for the SCR curve in the T range $2.5 < T < 13$ K ($4 < T^{3/2} < 47$), which agrees with that of the observed data for CeRu_2Si_2 . Since the lower bound temperature is shown to be proportional to the tuning parameter by the renormalization group theory [3, 22], the $T^{3/2}$ dependence can be expected in a T range of $0.5 \text{ K} < T$ ($0.35 < T^{3/2}$) for the sample with $x = 0.03$. It should be noted that below 2.5 K the SCR computation of $\Gamma(\mathbf{k}_3)$ for $x = 0$ [15] is approximated by the Fermi liquid behavior of $\Gamma(\mathbf{k}_3, T) - \Gamma(\mathbf{k}_3, 0) \propto T^2$ [22], which is not seen within the experimental error.

As discussed in Refs. [8, 18] the specific heat measurements of $\text{Ce}(\text{Ru}_{1-x}\text{Rh}_x)_2\text{Si}_2$ and $\text{Ce}_{1-x}\text{La}_x\text{Ru}_2\text{Si}_2$ do not show the quantum critical T dependence $C/T = \gamma_0 - \alpha T^{1/2}$ corresponding to Eq. (1). Theoretically [2, 3, 6, 22] spin fluctuations in all \mathbf{Q} space contribute to C/T , resulting in a smaller T range of quantum critical behavior, while the spin fluctuation of the single \mathbf{Q} shows the criticality in a wider T range. In connection with neutron scattering experiments of $\text{CeCu}_{5.9}\text{Au}_{0.1}$ [10, 12], it was theoretically predicted [13] that the locally critical QCP is relevant for two dimensional spin fluctuation, in agreement with the experiments of $\text{CeCu}_{5.9}\text{Au}_{0.1}$. This theory also predicts that SDW QCP is relevant for three dimensional spin fluctuation, which is in accord with the present results. Finally we note that the present work is first clear experimental verification of SDW QCP to our knowledge among single-crystalline neutron scattering studies on QCP or non-Fermi liquid behavior of heavy fermions, e.g., Refs. [10, 12, 19, 24].

In summary, we have demonstrated that the quantum critical behavior of the heavy fermion $\text{Ce}(\text{Ru}_{1-x}\text{Rh}_x)_2\text{Si}_2$ is controlled by the SDW type QCP in three space dimensions. The inverse correlation time, i.e., energy width $\Gamma(\mathbf{k}_3)$ of the dynamical susceptibility, shows the $T^{3/2}$ dependence predicted by the renormalization group and SCR theories.

We wish to acknowledge B. Fåk, J. Flouquet, T. Taniguchi, and T. Moriya for discussions.

- [1] T. Moriya, *Spin Fluctuations in Itinerant Electron Magnetism* (Springer-Verlag, Berlin, 1985).
- [2] T. Moriya and K. Ueda, Rep. Prog. Phys. **66**, 1299 (2003); Adv. Phys. **49**, 555, (2000).
- [3] J. A. Hertz, Phys. Rev. B **14**, 1165 (1976); A. J. Millis, *ibid.* **48**, 7183 (1993).
- [4] S. R. Julian, C. Pfeleiderer, F. M. Grosche, N. D. Mathur, G. J. McMullan, A. J. Diver, I. R. Walker, and G. G. Lonzarich, J. Phys. Condens. Matter **8**, 9675 (1996).
- [5] P. Coleman, C. Pépin, Q. Si, and R. Ramazashvili, J. Phys. Condens. Matter **13**, R723 (2001).
- [6] T. Moriya and T. Takimoto, J. Phys. Soc. Jpn. **64**, 960 (1995).
- [7] H. v. Löhneysen, T. Pietrus, G. Portisch, H. G. Schlager, A. Schröder, M. Sieck, and T. Trappmann, Phys. Rev. Lett. **72**, 3262 (1994).
- [8] S. Kambe, S. Raymond, L. P. Regnault, J. Flouquet, P. Lejay, and P. Haen, J. Phys. Soc. Jpn. **65**, 3294 (1996).
- [9] G. R. Stewart, Rev. Mod. Phys. **73**, 797 (2001).
- [10] A. Schröder, G. Aeppli, R. Coldea, M. Adams, O. Stockert, H. v. Löhneysen, E. Bucher, R. Ramazashvili, and P. Coleman, Nature (London) **407**, 351 (2000).
- [11] P. Paschen, T. Lühman, S. Wirth, P. Gegenwart, O. Trovarelli, C. Geibel, F. Steglich, P. Coleman, and Q. Si, Nature (London) **432**, 881 (2004).
- [12] O. Stockert, H. v. Löhneysen, A. Rosch, N. Pyka, and M. Loewenhaupt, Phys. Rev. Lett. **80**, 5627 (1998).
- [13] Q. Si, S. Rabello, K. Ingersent, and J. L. Smith, Nature (London) **413**, 804 (2001).
- [14] M. J. Besnus, J. P. Kappler, P. Lehmann, and A. Meyer, Solid State Commun. **55**, 779 (1985).
- [15] H. Kadowaki, M. Sato, and S. Kawarazaki, Phys. Rev. Lett. **92**, 097204 (2004).
- [16] C. Sekine, T. Sakakibara, H. Amitsuka, Y. Miyako, and T. Goto, J. Phys. Soc. Jpn. **61**, 4536 (1992).
- [17] S. Kawarazaki, M. Sato, H. Kadowaki, Y. Yamamoto, and Y. Miyako, J. Phys. Soc. Jpn. **66**, 2473 (1997).
- [18] Y. Tabata, T. Taniguchi, M. Sato, S. Kawarazaki, and Y. Miyako, J. Phys. Soc. Jpn. **67**, 2484 (1998).
- [19] Neutron scattering experiments of $\text{Ce}_{1-x}\text{La}_x\text{Ru}_2\text{Si}_2$ ($x \sim 0.075$) were performed to find out SDW QCP. However the resulting data were not decisive. S. Raymond, L. P. Regnault, J. Flouquet, A. Wildes, and P. Lejay, J. Phys.: Condens. Matter **10**, 8303 (2001).
- [20] T. Taniguchi, Y. Tabata, and Y. Miyako, J. Phys. Soc. Jpn. **68**, 2026 (1999).
- [21] Y. Tabata, D. R. Grempel, M. Ocio, T. Taniguchi, and Y. Miyako, Phys. Rev. Lett. **86**, 524 (2001).
- [22] S. Sachdev, *Quantum Phase Transitions* (Cambridge University Press, Cambridge, 1999), Chap. 12; Eq. (12.22) in this book corresponds to Eq. (1) (note that $\Gamma(\mathbf{k}_3) = D_c \kappa_c^2$).
- [23] We adopt Eqs. (2) using a quadratic expansion of Eq. (2.7) in Ref. [6].
- [24] H. Kadowaki *et al.*, Phys. Rev. B **68**, 140402(R), (2003); W. Knafo *et al.*, Phys. Rev. B **70**, 174401, (2004); B. Fåk *et al.*, J. Phys. Condens. Matter **17**, 301 (2005).

* Electronic address: kadowaki@comp.metro-u.ac.jp