

# Transport of charge and spin in the weak link between misoriented $PrOs_4Sb_{12}$ superconductors

G. Rashedi<sup>1\*</sup> and Yu. A. Kolesnichenko<sup>1,2</sup>

<sup>1</sup> Institute for Advanced Studies in Basic Sciences, 45195-159, Zanjan, Iran

<sup>2</sup> B.Verkin Institute for Low Temperature Physics Engineering of National Academy of Sciences of Ukraine, 47, Lenin ave , 61103, Kharkov, Ukraine

**Abstract.** Recently, the “ $(p+h)$ –wave” form of pairing symmetry has been proposed for the superconductivity in  $PrOs_4Sb_{12}$  compound [Parker D, Maki K and Haas S, **cond-mat/0407254**]. In the present paper, a stationary Josephson junction as a weak-link between  $PrOs_4Sb_{12}$  triplet superconductors is theoretically investigated. The quasiclassical Eilenberger equations are analytically solved. The spin and charge current-phase diagrams are plotted and the effect of misorientation between crystals on the spin current, and spontaneous and Josephson currents is studied. It is found that such experimental investigations of the current-phase diagrams can be used to test the pairing symmetry in the above-mentioned superconductors. It is shown that this apparatus can be applied as a polarizer for the spin current.

PACS numbers: 74.50.+r, 74.20.Rp, 72.25.-b, 74.70.Pq, 74.70.Tx

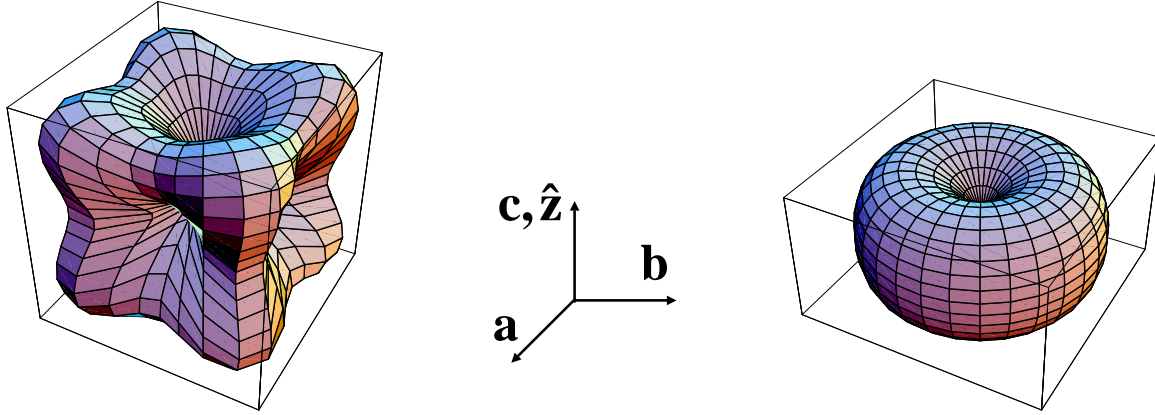
\* rashedy@iasbs.ac.ir

## 1. Introduction

The pairing symmetry of the recently discovered superconductor compound  $PrOs_4Sb_{12}$  is an interesting topic of research in the field of superconductivity [1, 2, 3]. Superconductivity in this compound was discovered in papers [4, 5, 6] and two different phases ( $A$  and  $B$ ) have been considered for this kind of superconductor in Refs.[2, 7]. Although authors of [2] at first considered the spin-singlet “ $(s + g)$ –wave” pairing symmetry for this superconductor, later it was specified that the spin-triplet is the real pairing symmetry of the  $PrOs_4Sb_{12}$  complex [1, 8]. Using the Knight shift in NMR measurement authors of paper [8], estimated the spin-triplet pairing symmetry for the superconductivity in  $PrOs_4Sb_{12}$ . Consequently, the “ $(p + h)$ –wave” model of the order parameter was proposed for the pairing symmetry of the superconductivity in  $PrOs_4Sb_{12}$  compound, recently [1]. In the paper [1], the self-consistent equation for the superconducting gap  $\Delta(T)$  (BCS gap equation) has been solved for the finite temperature  $T$  numerically and for the temperatures  $T$  close to zero and the critical temperature  $T_c$  analytically. For this compound, using the “ $(p + h)$ –wave” symmetry for the order parameter vector (gap function), the value of the  $\Delta(0)$  has been obtained for both  $A$  and  $B$ -phases, in terms of the critical temperature. In addition, the dependence of  $\Delta(T)$  in the temperature limit of  $T \rightarrow 0$  and  $T \rightarrow T_c$  have been obtained. Authors of paper [1] have investigated the temperature dependence of critical field, specific heat and heat conductivity. Also, the Josephson effect in the point contact between triplet superconductors with  $f$ –wave triplet pairing has been studied in Ref.[9]. In this paper the effect of misorientation on the charge transport has been studied and a spontaneous current tangential to the interface between the  $f$ -wave superconductors has been observed. Additionally, the spin-current in the weak-link between the  $f$ -wave superconductors has been investigated in our paper [10]. In the paper [10], this kind of weak-link device has been proposed as the filter for polarization of the spin-current. These weak-link structures have been used to demonstrate the order parameter symmetry in Ref. [11].

In the present paper, the ballistic Josephson weak-link via an interface between two bulks of “ $(p + h)$ –wave” superconductor with different orientations of the crystallographic axes is investigated. It is shown that the spin and charge current-phase diagrams are totally different from the current-phase diagrams of the point-contacts between conventional ( $s$ -wave) superconductors [12], high  $T_c$  ( $d$ -wave) superconductors [13] and from the charge and spin-current phase diagrams in the weak-link between the  $f$ -wave superconductors [9, 10]. We have found that in the weak-link structure between the “ $(p + h)$ –wave” superconductors, the spontaneous current parallel to the interface, as the characteristic of unconventional superconductivity, can be present. The effect of misorientation on the spontaneous, Josephson and spin currents for the different models of the pairing symmetry ( $A$ – and  $B$ – phases in Fig.1) are investigated. It is possible to find the value of the phase difference, at which the Josephson current is zero, but the spontaneous current tangential to the interface is present. In some configurations and at the zero phase difference, the Josephson current is not zero but has a finite value. This finite

value corresponds to a spontaneous phase difference, which is related to the misorientation between the gap vectors. Finally, it is observed that at certain values of the phase difference  $\phi$ , at which the charge current is zero, the spin current is present and vice versa. In addition, in the configuration in which both gap vectors are directed along the  $\hat{\mathbf{c}} \perp \hat{\mathbf{n}}$  axis ( $\hat{\mathbf{n}}$  is the normal to the interface unit vector), only the normal to the interface spin current  $\hat{\mathbf{s}}_{\hat{\mathbf{n}}}$  can be present and the other terms of the spin current are absent ( $\hat{\mathbf{s}}$  is the spin vector of electrons). Consequently, this structure can be used



**Figure 1.**  $A$ -phase (left),  $B$ -phase (right) order parameters and direction of  $\mathbf{a}$ ,  $\mathbf{b}$ ,  $\mathbf{c}$  and  $\hat{\mathbf{z}}$  unit vectors (middle) [1].  $A$ - and  $B$ - phases are high field (high temperature) and low field (low temperature) phases, respectively [14].

as a filter for polarization of the spin transport. Furthermore, our analytical and numerical calculations have shown that the misorientation is the origin of the spin current.

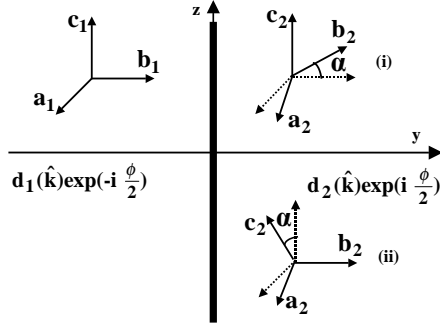
The organization of the rest of this paper is as follows. In Sec.2 we describe our configuration, which has been investigated. For a non-self-consistent model of the order parameter, the quasiclassical Eilenberger equations [15] are solved and suitable Green functions have been obtained analytically. In Sec.3 the obtained formulas for the Green functions have been used for calculation the charge and spin current densities at the interface. An analysis of numerical results will be done in Sec.4. The paper will be finished with some conclusions in Sec.5.

## 2. Formalism and Basic Equations

We consider a model of a flat interface  $y = 0$  between two misoriented “ $(p + h)$ -wave” superconducting half-spaces (Fig.2) as a ballistic Josephson junction. In the quasiclassical ballistic approach, in order to calculate the current, we use “transport-like” equations [15] for the energy integrated Green matrix  $\check{g}(\hat{\mathbf{v}}_F, \mathbf{r}, \varepsilon_m)$

$$\mathbf{v}_F \nabla \check{g} + \left[ \varepsilon_m \check{\sigma}_3 + i \check{\Delta}, \check{g} \right] = 0, \quad (1)$$

and the normalization condition  $\check{g}\check{g} = \check{1}$ , where  $\varepsilon_m = \pi T(2m+1)$  are discrete Matsubara energies  $m = 0, 1, 2, \dots$ ,  $T$  is the temperature,  $\mathbf{v}_F$  is the Fermi velocity and  $\check{\sigma}_3 = \hat{\sigma}_3 \otimes \hat{I}$  in



**Figure 2.** Scheme of a flat interface between two superconducting bulks, which are misoriented by angle  $\alpha$ . In geometry (i), the  $ab$ -plane on the right side is rotated as much as  $\alpha$  around the  $c$ -axis and in geometry (ii) the  $c$ -axis on the right side is rotated around the  $b$ -axis.  $ab$ -planes and  $c$ -axis have been shown in Fig.1.

which  $\hat{\sigma}_j$  ( $j = 1, 2, 3$ ) are Pauli matrices. Also the matrix structure of the off-diagonal self energy  $\check{\Delta}$  in the Nambu space is

$$\check{\Delta} = \begin{pmatrix} 0 & \mathbf{d}\hat{\sigma}i\hat{\sigma}_2 \\ i\hat{\sigma}_2\mathbf{d}^*\hat{\sigma} & 0 \end{pmatrix}, \quad (2)$$

where, the gap vector  $\mathbf{d}$ , is the three dimensional counterpart of the BCS energy-gap function  $\Delta$  for the case of triplet superconductivity. The Green matrix  $\check{g}$  can be written in the form:

$$\check{g} = \begin{pmatrix} g_1 + \mathbf{g}_1\hat{\sigma} & (g_2 + \mathbf{g}_2\hat{\sigma})i\hat{\sigma}_2 \\ i\hat{\sigma}_2(g_3 + \mathbf{g}_3\hat{\sigma}) & i\hat{\sigma}_2(g_1 - \mathbf{g}_1\hat{\sigma})i\hat{\sigma}_2 \end{pmatrix}. \quad (3)$$

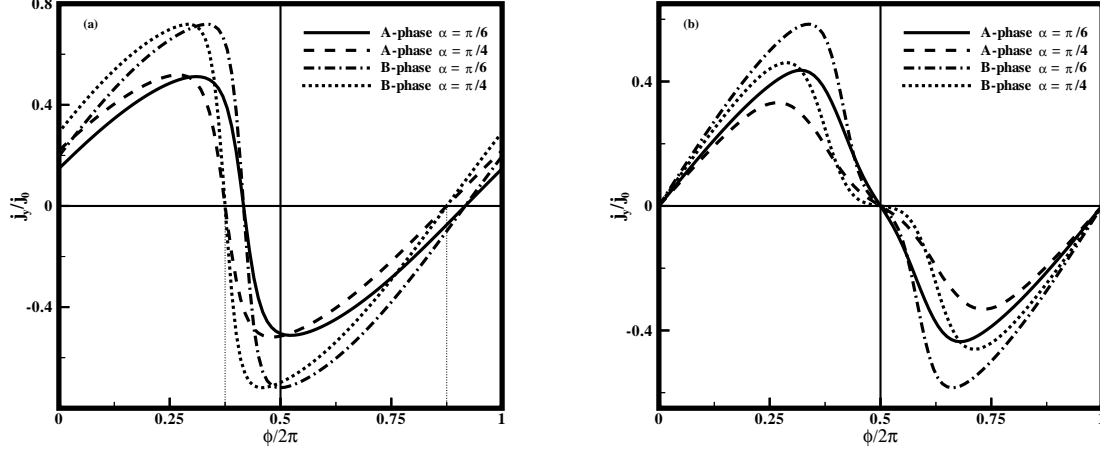
Here,  $g_1 + \mathbf{g}_1\hat{\sigma}$  and  $(g_2 + \mathbf{g}_2\hat{\sigma})i\hat{\sigma}_2$  [ $i\hat{\sigma}_2(g_3 + \mathbf{g}_3\hat{\sigma})$ ] are normal and anomalous Green function matrix, respectively. The terms of  $g_i$  and  $\mathbf{g}_{ij}$  are coefficients of Green function matrix expansion in terms of the unit matrix and Pauli  $2 \times 2$  matrices in the Nambu space. Also, the terms  $g_1$  and  $\mathbf{g}_1$  determine the charge and spin current densities through the equations (8) and (9), respectively and  $\mathbf{g}_2$  and  $\mathbf{g}_3$  are used to determine the gap vector,  $\mathbf{d}$ , using the self consistent relations (Eq.5 and its conjugate). It is remarkable that, in this paper, the unitary states, for which  $\mathbf{d} \times \mathbf{d}^* = 0$ , is investigated. Also, the unitary states vectors  $\mathbf{d}_{1,2}$  can be written as

$$\mathbf{d}_n = \Delta_n \exp i\psi_n, \quad (4)$$

where  $\Delta_{1,2}$  are the real vectors in the left and right sides of the junction. The gap (order parameter) vector  $\mathbf{d}$  has to be determined from the self-consistency equation:

$$\mathbf{d}(\hat{\mathbf{v}}_F, \mathbf{r}) = 2\pi T N(0) \sum_m \langle V(\hat{\mathbf{v}}_F, \hat{\mathbf{v}}'_F) \mathbf{g}_2(\hat{\mathbf{v}}'_F, \mathbf{r}, \varepsilon_m) \rangle \quad (5)$$

where  $V(\hat{\mathbf{v}}_F, \hat{\mathbf{v}}'_F)$ , is a potential of pairing interaction,  $\langle \dots \rangle$  stands for averaging over the directions of an electron momentum on the Fermi surface  $\hat{\mathbf{v}}'_F$  and  $N(0)$  is the electron



**Figure 3.** Component of charge current normal to the interface (Josephson current) versus the phase difference  $\phi$  for  $A$  and  $B$ -phases,  $T/T_c = 0.08$  and different misorientations. Part (a) is plotted for geometry (i) and part (b) for geometry (ii). Charge currents are given in units of  $j_0 = \frac{\pi}{2}eN(0)v_F\Delta_0(0)$ .

density of states at the Fermi level of energy. Solutions to Eqs.(1) and (5) must satisfy the conditions for Green functions and vector  $\mathbf{d}$  in the bulks of the superconductors far from the interface as follow:

$$\check{g}(\pm\infty) = \frac{\varepsilon_m\check{\sigma}_3 + i\check{\Delta}_{2,1}}{\sqrt{\varepsilon_m^2 + |\Delta_{2,1}|^2}}; \quad (6)$$

$$\mathbf{d}(\pm\infty) = \Delta_{2,1}(\hat{\mathbf{v}}_F) \exp\left(\mp \frac{i\phi}{2} + i\psi_{2,1}\right), \quad (7)$$

where  $\phi$  is the external phase difference between the order parameters of the bulks. Eqs. (1) and (5) have to be supplemented by the continuity conditions at the interface between superconductors. For all quasiparticle trajectories, the Green functions satisfy the boundary conditions both in the right and left bulks as well as at the interface.

The system of equations (1) and (5) can be solved only numerically. For unconventional superconductors such solution requires the information of the function  $V(\hat{\mathbf{v}}_F, \hat{\mathbf{v}}'_F)$ . This information, as that of the nature of unconventional superconductivity in novel compounds, in most cases is unknown. Usually, the spatial variation of the gap vector and its dependence on the momentum direction can be separated in the form of  $\Delta(\hat{\mathbf{v}}_F, y) = \Delta(\hat{\mathbf{v}}_F)\Psi(y)$ . It has been shown that the absolute value of a self-consistent order parameter and  $\Psi(y)$  are suppressed near the interface and at the distances of the order of the coherence length, while its dependence on the direction in the momentum space ( $\Delta(\hat{\mathbf{v}}_F)$ ) remains unaltered [16]. Consequently, this suppression doesn't influence the Josephson effect drastically. This suppression of the order parameter keeps the current-phase dependence unchanged but, it changes the amplitude value of the current. For example, it has been verified in Refs.[13] for the junction between unconventional

$d$ -wave, in Ref.[16] for the case of “ $f$ -wave” superconductors and in Ref.[17] for pinholes in  $^3\text{He}$  that, there is a good qualitative agreement between self-consistent and non-self-consistent results. Also, it has been observed that the results of the non-self-consistent investigation of  $D-N-D$  structure in [18] are coincident with the experimental results of [19] and the results of the non-self-consistent model in [20] are similar to the experiment [21]. Consequently, despite the fact that self-consistent numerical results cannot be applied directly for a quantitative analysis of the real experiment, only a qualitative comparison of calculated and experimental current-phase relations is possible. In our calculations, a simple model of the constant order parameter up to the interface is considered and the pair breaking and the scattering on the interface are ignored. We believe that under these strong assumptions our results describe the real situation qualitatively. In the framework of such model, the analytical expressions for the current can be obtained for an arbitrary form of the order parameter.

### 3. Analytical results.

The solution of Eqs.(1) and (5) allows us to calculate the charge and spin current densities. The expression for the charge current is:

$$\mathbf{j}_e(\mathbf{r}) = 2i\pi eTN(0) \sum_m \langle \mathbf{v}_F g_1(\hat{\mathbf{v}}_F, \mathbf{r}, \varepsilon_m) \rangle, \quad (8)$$

and for the spin current we have:

$$\mathbf{j}_{s_i}(\mathbf{r}) = 2i\pi\left(\frac{\hbar}{2}\right)TN(0) \sum_m \langle \mathbf{v}_F(\hat{\mathbf{e}}_i \mathbf{g}_1(\hat{\mathbf{v}}_F, \mathbf{r}, \varepsilon_m)) \rangle \quad (9)$$

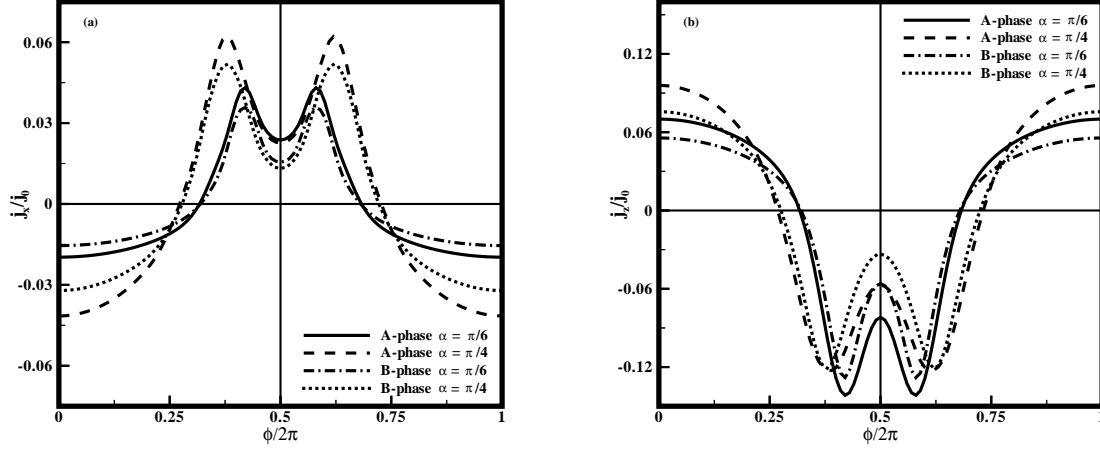
where,  $\hat{\mathbf{e}}_i = (\hat{\mathbf{x}}, \hat{\mathbf{y}}, \hat{\mathbf{z}})$ . We assume that the order parameter does not depend on the coordinates and in each half-space it equals its value (7) far from the interface in the left or right bulks. For such a model, the current-phase dependence of a Josephson junction can be calculated analytically. It enables us to analyze the main features of current-phase dependence for different models of the order parameter of “ $(p+h)$ -wave” superconductivity. The Eilenberger equations (1) for Green functions  $\check{g}$ , which are supplemented by the condition of continuity of solutions across the interface,  $y = 0$ , and the boundary conditions at the bulks, are solved for a non-self-consistent model of the order parameter analytically. Two diagonal terms of the Green matrix which determine the current densities at the interface,  $y = 0$ , are shown below. For the term relating to the charge current we obtain:

$$g_1(0) = \frac{\varepsilon_m(\Omega_1 + \Omega_2) \cos \beta + i\eta(\Omega_1\Omega_2 + \varepsilon_m^2) \sin \beta}{i\eta\varepsilon_m(\Omega_1 + \Omega_2) \sin \beta + (\Omega_1\Omega_2 + \varepsilon_m^2) \cos \beta + \Delta_1\Delta_2}, \quad (10)$$

and for the case of spin current we have:

$$\mathbf{g}_1(0) = \Delta_1 \times \Delta_2$$

$$\frac{(B-1)^2(\eta\Omega_1 + \varepsilon_m)(\eta\Omega_2 + \varepsilon_m) \exp(i\beta) - (B+1)^2(\eta\Omega_2 - \varepsilon_m)(\eta\Omega_1 - \varepsilon_m) \exp(-i\beta)}{2\eta(A+B) |\Delta_1|^2 |\Delta_2|^2} \quad (11)$$



**Figure 4.** Components of charge current tangential to the interface versus the phase difference  $\phi$  for  $A$  and  $B$ -phases, geometry (ii),  $T/T_c = 0.08$  and the different misorientations. Part (a) is plotted for  $x$ -component and part (b) for  $z$ -component.

where  $\eta = \text{sgn}(v_y)$ ,  $\Omega_n = \sqrt{\varepsilon_m^2 + |\Delta_n|^2}$ ,  $\beta = \psi_1 - \psi_2 + \phi$ ,

$$B = \frac{\eta\varepsilon_m(\Omega_1 + \Omega_2) \cos \beta + i(\Omega_1\Omega_2 + \varepsilon_m^2) \sin \beta}{i\eta\varepsilon_m(\Omega_1 + \Omega_2) \sin \beta + (\Omega_1\Omega_2 + \varepsilon_m^2) \cos \beta + \Delta_1\Delta_2} \quad (12)$$

and

$$A = \frac{\Delta_1\Delta_2}{2} \left[ \frac{(B-1) \exp(i\beta)}{(\eta\Omega_1 - \varepsilon_m)(\eta\Omega_2 - \varepsilon_m)} + \frac{(B+1) \exp(-i\beta)}{(\eta\Omega_1 + \varepsilon_m)(\eta\Omega_2 + \varepsilon_m)} \right]. \quad (13)$$

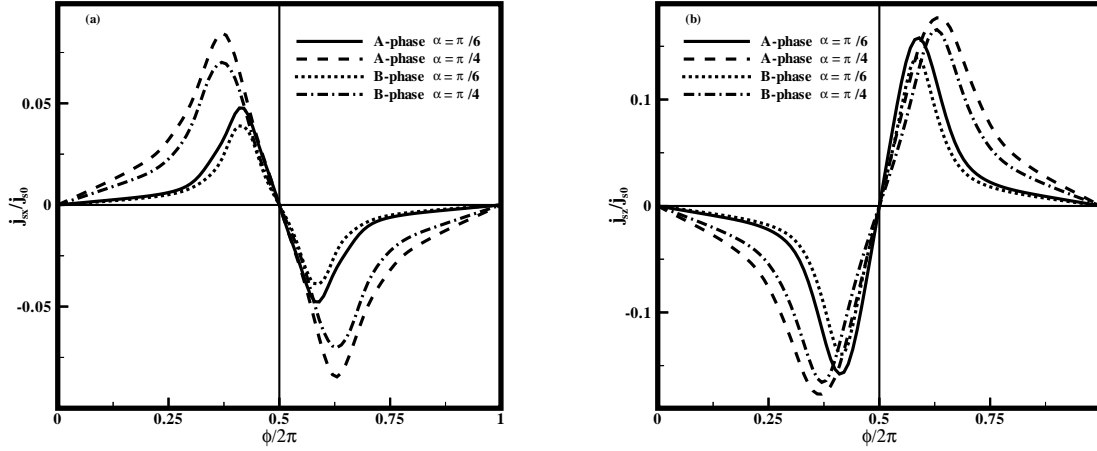
Also,  $n = 1, 2$ , label the left and right half-spaces respectively. We consider a rotation  $\check{R}$  only in the right superconductor (see, Fig.2), i.e.,  $\check{\mathbf{d}}_2(\hat{\mathbf{k}}) = \check{R}\mathbf{d}_1(\check{R}^{-1}\hat{\mathbf{k}})$ ;  $\hat{\mathbf{k}}$  is the unit vector in the momentum space. The crystallographic  $c$ -axis in the left half-space is selected parallel to the partition between the superconductors (along the  $z$ -axis in Figs.1,2). To illustrate the results obtained by computing the formula (10), we plot the current-phase diagrams for different models of the “ $(p+h)$ -wave” pairing symmetry (14,15) and for two different geometries. These geometries correspond to the different orientations of the crystals on the right and left sides of the interface (Fig.2):

- (i) The basal  $ab$ -plane on the right side has been rotated around the  $c$ -axis by  $\alpha$ ;  $\hat{\mathbf{c}}_1 \parallel \hat{\mathbf{c}}_2$ .
- (ii) The  $c$ -axis on the right side is rotated around the  $b$ -axis by  $\alpha$  ( $y$ -axis in Fig.2);  $\hat{\mathbf{b}}_1 \parallel \hat{\mathbf{b}}_2$ .

Further calculations require a certain model of gap vector (order parameter vector)  $\mathbf{d}$ .

#### 4. Analysis of numerical results

In the present paper, two forms of “ $(p+h)$ -wave” unitary gap vector  $\mathbf{d}$  in  $PrOs_4Sb_{12}$  are considered. The first model to explain the properties of the  $A$ -phase of  $PrOs_4Sb_{12}$



**Figure 5.** Components of spin current ( $s_y$ ) tangential to the interface versus the phase difference  $\phi$  for geometry (ii),  $\frac{T}{T_c} = 0.08$  and different misorientations between the  $A$  and  $B$ -phase of “ $(p + h)$ -wave.” Part (a) is plotted for  $x$ -component and part (b) for  $z$ -component. Spin currents are given in units of  $j_{s0} = \frac{\pi}{4}\hbar N(0)v_F\Delta_0(0)$ .

is (left side of Fig.1):

$$\mathbf{d} = \Delta_0(T)(k_x + ik_y)\frac{3}{2}(1 - \hat{k}_x^4 - \hat{k}_y^4 - \hat{k}_z^4)\hat{\mathbf{z}}. \quad (14)$$

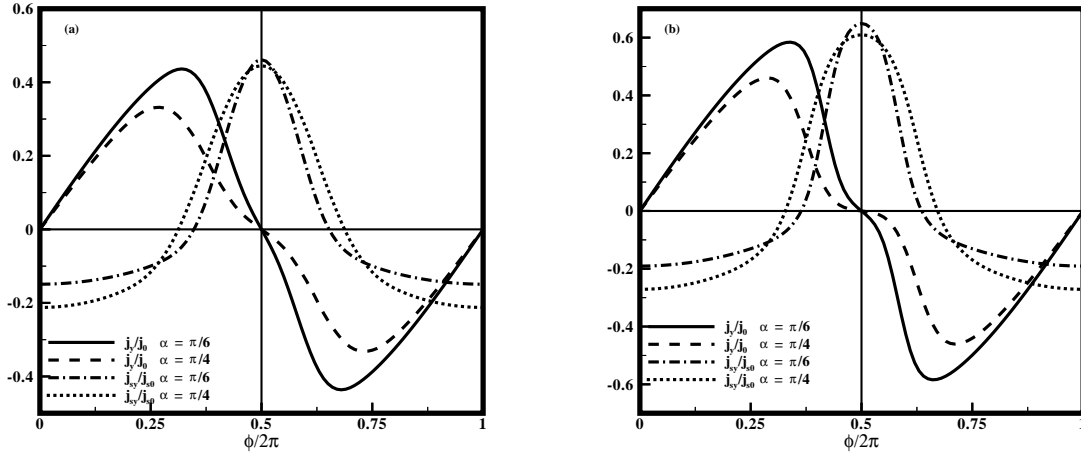
The coordinate axes  $\hat{\mathbf{x}}, \hat{\mathbf{y}}, \hat{\mathbf{z}}$  are chosen along the crystallographic axes  $\hat{\mathbf{a}}, \hat{\mathbf{b}}, \hat{\mathbf{c}}$  on the left side of Fig.2;  $\hat{\mathbf{k}}$  is the unit vector along  $\mathbf{v}_F$ . The scalar function  $\Delta_0 = \Delta_0(T)$  describes the dependence of the gap vector  $\mathbf{d}$  on the temperature  $T$ . The second model to describe the gap vector of the  $B$ -phase of  $\text{PrOs}_4\text{Sb}_{12}$  is (right side of Fig.1):

$$\mathbf{d} = \Delta_0(T)(k_x + ik_y)(1 - \hat{k}_z^4)\hat{\mathbf{z}}. \quad (15)$$

Our numerical calculations are done at the low temperatures,  $T/T_c = 0.08$ , and we have used the formulas  $\ln(\Delta(T)/\Delta(0)) = -\frac{7\pi\zeta(3)}{8}(\frac{T}{\Delta(0)})^3$  for the  $A$ -phase and  $\ln(\Delta(T)/\Delta(0)) = -\frac{135\pi\zeta(3)}{512}(\frac{T}{\Delta(0)})^3$  for the  $B$ -phase, from the paper [3], for temperature dependence of the gap functions  $\Delta_0(T)$  at the low temperatures ( $T \ll T_c$ ). Also, in the paper [3] the value of  $\Delta_0(T)$  has been calculated in terms of the critical temperature for both  $A$  and  $B$ -phases. They are  $\Delta(0)/T_c = 2.34$  and  $\Delta(0)/T_c = 1.93$  for  $A$  and  $B$ -phases, respectively. Using these two models of order parameters (14, 15) and solution to the Eilenberger equations (10, 3), we have calculated the current density at the interface numerically. These numerical results are listed below:

1) In part (a) of Fig.3, the component of current normal to the interface of current, which is known as the Josephson current, is plotted for both  $A$  and  $B$ -phases, geometry (i), misorientations  $\alpha = \pi/4$  and  $\alpha = \pi/6$ . It is observed that the critical values of current for the  $B$ -phase is larger than the  $A$ -phase. Also, unlike Josephson junction between the conventional superconductors, here, at  $\phi = 0$ , the current is not zero. The current is zero at the phase difference value  $\phi = \phi_0$ , which depends on the misorientation between





**Figure 6.** Component of charge and spin currents ( $j_y$  and  $j_{sy}$ ) normal to the interface versus the phase difference  $\phi$  for geometry (ii),  $\frac{T}{T_c} = 0.08$ ,  $\alpha = \frac{\pi}{6}$  and  $\alpha = \frac{\pi}{4}$ . Part (a) is plotted for  $A$ -phase and part (b) for  $B$ -phase.

the gap vectors. In Fig.3, the value of the spontaneous phase difference  $\phi_0$  is close to misorientation  $\alpha$ .

2) In part (b) of Fig.3, the Josephson current is plotted for both  $A$  and  $B$ -phases, geometry (ii) and different misorientations. Again, the maximum value of the current for the  $B$ -phase is larger than for  $A$ -phase. Increasing the misorientation between the gap vectors, the maximum value of the current decreases. It is demonstrated that at the phase difference values  $\phi = 0$ ,  $\phi = \pi$  and  $\phi = 2\pi$ , the Josephson current is zero while both spontaneous and spin currents are not zero and have a finite value. Increasing the misorientation between the gap vectors decreases the derivative ( $\frac{dj_y}{d\phi}$ ) of the current with respect to the phase difference close to  $\phi = \pi$ , which is known as the **SQUID** sensitivity and it is important from the application point of view.

3) In Fig.4, the tangential components of the charge current ( $x$  and  $z$ -components) in terms of the phase difference  $\phi$  are plotted. It is seen that at  $\phi = 0$ ,  $\phi = \pi$  and  $\phi = 2\pi$ , at which the Josephson current is zero, the parallel spontaneous currents have finite values. Although the normal component of charge current (see part (b) of Fig.3) is an odd function of the phase difference with respect to the line of  $\phi = \pi$  while the parallel charge currents for this geometry (ii) are even functions of the phase difference with respect to  $\phi = \pi$  (compare part (b) of Fig.3 with Fig.4).

4) In Fig.5, the tangential components of the spin ( $s_y$ ) current are plotted in terms of the phase difference, for geometry (ii) and different misorientations. By increasing the misorientation the maximum value of the spin current increases. In spite of the charge current for this state, the spin current at the phase differences  $\phi = 0$ ,  $\phi = \pi$  and  $\phi = 2\pi$  is zero exactly (compare Fig.4 with Fig.5).

5) In Fig.6, the normal component of charge and spin current ( $j_y$  and  $j_{sy}$ ) are plotted for different misorientations and  $A$  and  $B$ -phases respectively. An interesting case in

our observations, is the finite value of normal spin current at  $\phi = 0$ ,  $\phi = \pi$  and  $\phi = 2\pi$  at which the normal charge current ( $j_y$ ) is zero (see Fig.6).

6) In part (a) of Fig.7, the Josephson current is plotted in terms of the phase difference for the case of  $p$ -wave, and  $A$  and  $B$ -phases of “ $(p + h)$ -wave”. The  $p$ -wave pairing symmetry as the first candidate for the superconducting state in  $Sr_2RuO_4$  is as follows [23]:

$$\mathbf{d} = \Delta_0(T)(k_x + ik_y)\hat{\mathbf{z}} \quad (16)$$

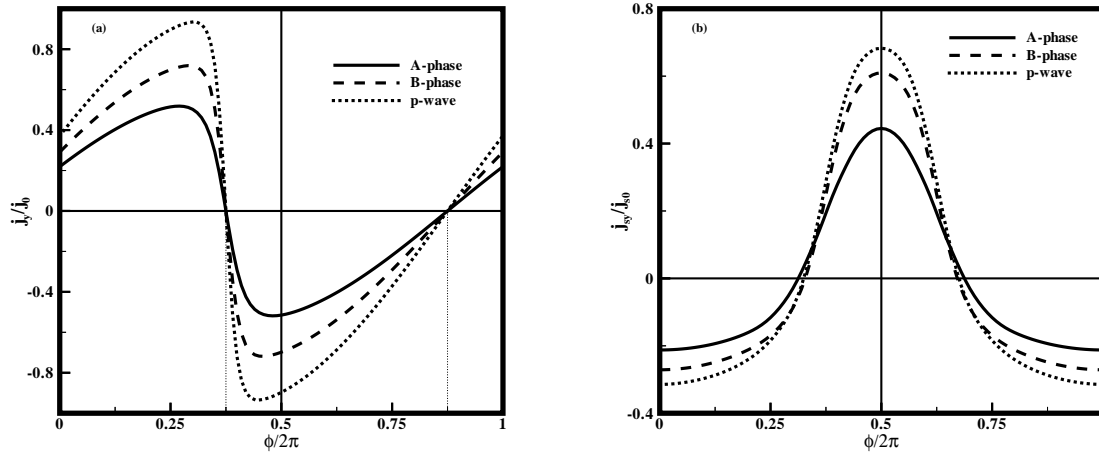
It is observed that the maximum value of the Josephson current ( $j_y$ ) of the junction between the  $p$ -wave superconductors, is larger than for the  $B$ -phase of “ $(p + h)$ -wave” and the Josephson current of  $B$ -phase is larger than its value for the  $A$ -phase counterpart. Also, the place of the zero of the charge current for these three types of superconductor (geometry (i)) is the same. It is at the spontaneous phase difference which is close to the misorientation  $\phi_0 = \alpha$  (see, part (a) of Fig.3 and part (a) of Fig.7).

7) In part (b) of Fig.7, the normal component of the spin current is plotted for  $p$ -wave,  $A$  and  $B$ -phases of “ $(p + h)$ -wave” pairing symmetries and for a specified value of misorientation  $\alpha = \frac{\pi}{4}$ . In both (a) and (b) parts of Fig.7, the maximum value of the current of junction between the  $p$ -wave superconductors is larger than for the  $B$ -phase. For  $B$ -phase the current has the maximum value, which is larger than the value for junction between the “ $(p + h)$ -wave” superconductors in the  $A$ -phase. This different characteristic of the current-phase diagrams enables us to distinguish between the three states. Also, it is observed that at phase differences  $\phi = 0$ ,  $\phi = \pi$  and  $\phi = 2\pi$ , the spin current has a finite value which may have its maximum value. This is a counterpart of part (b) of Fig.3, in which the charge currents are zero at the mentioned values of the phase difference, but the spin current has a finite value.

Furthermore, our analytical and numerical calculations have shown that the origin of the spin current is misorientation between the gap vectors [cross product in Eq.(3)]. Because the geometry (i) is a rotation by  $\alpha$  around the  $\hat{\mathbf{z}}$ -axis and both of the left and right gap vectors are in the same direction, the cross product between gap vectors and consequently, the spin current for geometry (i) is zero. It is shown that in this structure ( $y$ -direction is normal to the interface,  $c$ -axis is selected in the  $z$ -direction and rotation is done around the  $y$ -direction) only the current of the  $s_y$  flows and other terms of the spin current are absent. So, this kind of weak-link experiment can be used as a filter for the polarization of spin transport. Since the spin is a vector, the spin current is a tensor and we have the current of spin  $s_y$  in the three  $\hat{\mathbf{x}}$ ,  $\hat{\mathbf{y}}$  and  $\hat{\mathbf{z}}$  directions.

## 5. Conclusions

We have theoretically studied the the spin and charge transport in the ballistic Josephson junction in the model of an ideal transparent interface between two misoriented  $PrOs_4Sb_{12}$  crystals with “ $(p + h)$ -wave” pairing symmetry, which are subject to a phase



**Figure 7.** Component of charge and spin currents normal to the interface versus the phase difference  $\phi$ ,  $\frac{T}{T_c} = 0.08$ ,  $\alpha = \frac{\pi}{4}$ , A-phase, B-phase and p-wave pairing symmetry. Part (a) is plotted for charge current and geometry (i) and part (b) is for the case of spin current and geometry (ii)

difference  $\phi$ . Our analysis has shown that the different misorientations and different models of the gap vectors influence the spin and charge currents. This has been shown for the charge current in the point contact between two bulks of “ $f$ -wave” superconductors in [9] and for the spin current in the weak link between “ $f$ -wave” superconductors in [10]. In this paper, it is shown that the misorientation of the superconductors leads to a spontaneous phase difference that corresponds to the zero Josephson current and to the minimum of the weak link energy. This phase difference depends on the misorientation angle. We have found a spontaneous charge current tangential to the interface which is not equal to zero in the absence of the Josephson current generally. It has been found that the spin current is the result of the misorientation between the gap vectors. Furthermore, it is observed that a certain model of the gap vectors and geometries can be applied to polarize the spin transport. Finally, as an interesting and new result, it is observed that at certain values of the phase difference  $\phi$ , the charge-current vanishes while the spin-current flows, although the carriers of both spin and charge are the same (electrons). The spatial variation of the phase of the order parameter plays a role as the origin of the charge current and, similarly, due to the broken  $G^{\text{spin-orbit}}$  symmetry, a spatial difference of the gap vectors in two half-spaces is the cause of spin currents. This is because there is a position-dependent phase difference between “spin up” and “spin down” Cooper pairs and, although the total charge current vanishes, there can be a net transfer of the spin. Therefore, in our system, there is a discontinuous jump between the gap vectors and, consequently the spin currents should generally be present. For instance, if up-spin states and down-spin states have a velocity in the opposite direction, the charge currents cancel each other whereas the spin current is being transported. Mathematically speaking,  $\mathbf{j}_{\text{charge}} = \mathbf{j}_{\uparrow} + \mathbf{j}_{\downarrow}$ ,  $\mathbf{j}_{\text{spin}} = \mathbf{j}_{\uparrow} - \mathbf{j}_{\downarrow}$ , so it is possible to find the

state in which one of these current terms is zero and the other term has a finite value [22]. In conclusion, the spin current in the absence of the charge current can be observed and vice versa.

## References

- [1] Parker D, Maki K and Haas S, cond-mat/0407254.
- [2] Maki K, Won H, Thalmeier P, Yuan Q, Izawa K, and Matsuda Y, 2003 Europhys. Lett. **64** (4), 496.
- [3] Maki K, Haas S, Parker D, Won H, Izawa K and Matsuda Y, cond-mat/0406492.
- [4] Bauer E.D, Frederick N.A, Ho P.-C, Zapf V.S, and Maple M.B, 2002 Phys. Rev. B **65**, R100506.
- [5] Vollmer R, Faißt A, Pfeleiderer C, Löhneysen H.v, Bauer E.D, P.-C. Ho, Zapf V and Maple M.B, 2003 Phys. Rev. Lett. **90**, 57001.
- [6] Kotegawa H, Yogi M, Imamura Y, Kawasaki Y, Zheng G -Q, Kitaoka K, Ohsaki S, Sugawara H, Aoki Y, and Sato H, 2003 Phys. Rev. Lett. **90**, 027001.
- [7] Izawa K, Nakajima Y, Goryo J, Matsuda Y, Osaki S, Sugawara H, Sato H, Thalmeier P, and Maki K, 2003 Phys. Rev. Lett. **90**, 117001.
- [8] Tou H, Ishida K, Kitaoka Y, cond-mat/0308562.
- [9] Mahmoodi R, Shevchenko S N and Kolesnichenko Yu A, 2002 Fiz. Nizk.Temp.**28**, 262 [2002 Sov. J. Low Temp. Phys. **28** ,184].
- [10] Rashedi G and Kolesnichenko Yu A, (preprint).
- [11] Stefanakis N, 2002 Phys. Rev. B **65**, 064533.
- [12] Kulik I O and Omelyanchouk A N, 1978 Fiz. Nizk. Temp.,**4**, 296 [1978 Sov. J. Low Temp. Phys., **4**, 142].
- [13] Amin M H S, Coury M, Rashkeev S N, Omelyanchouk A N, and Zagoskin A M, 2002 Physica B, **318**, 162.
- [14] Goryo J, Phys. Rev. B **67**, 184511 (2003).
- [15] Eilenberger G, 1968 Z. Phys., **214**, 195.
- [16] Barash Yu S, Bobkov A M, and Fogelström M, 2001 Phys. Rev. B **64**, 214503.
- [17] Viljas J K, cond-mat/0004246.
- [18] Faraii Z and Zareyan M, 2004 Phys. Rev. B **69**, 014508.
- [19] Freamat M, Ng K -W, 2003 Phys. Rev. B **68**, 060507.
- [20] Yip S -K, 1999 Phys. Rev. Lett. **83**, 3864.
- [21] Backhaus S, Pereverzev S, Simmonds R W, Loshak A, Davis J C, and Packard R E, 1998 Nature **392**, 687.
- [22] Maekawa S, 2004 J. Magn. Magn. Mater. **272**, 1459.
- [23] Rice T M and Sigrist M, 1995 J. Phys.: Condens. Matter**7** , L643.