

LCAO model for 3D Fermi surface of high- T_c cuprate $\text{Tl}_2\text{Ba}_2\text{CuO}_{6+\delta}$

Todor Mishonov,^{*} Savina Savova and Martin Stoev
Department of Theoretical Physics, University of Sofia,
5 J. Bourchier Boulevard, 1164, Sofia, Bulgaria

PACS: 71.15.Ap, 73.43.Qt, 74.72.Jt, 74.78.Fk

23rd November 2018

Abstract

A simple analytical formula for three-dimensional Fermi surface (3D FS) of $\text{Tl}_2\text{Ba}_2\text{CuO}_{6+\delta}$ is derived in the framework of LCAO approximation spanned over Cu 4s, Cu $3d_{x^2-y^2}$, O $2p_x$ and O $2p_y$ states. This analytical result can be used for fitting of experimental data for 3D FS such as polar angle magnetoresistance oscillation. The model takes into account effective copper-copper hopping amplitude t_{ss} between Cu 4s orbitals from neighbouring CuO_2 layers. The acceptable correspondence with the experimental data gives a hint that the t_{ss} amplitude dominates in formation of coherent 3D FS, and other oxygen-oxygen and copper-oxygen amplitudes are rather negligible. For absolute determination of the hopping parameters a simple electronic experiment with a field effect transistor type microstructure is suggested. The thin superconductor layer is the source-drain channel of the layered structure where an AC current is applied. It is necessary to measure the second harmonic of the source-gate voltage and third harmonic of the source-drain voltage. The electronic measurement can give the logarithmic derivative of the density of states which is an important parameter for LCAO fit.

^{*}corresponding author, e-mail: mishonov@phys.uni-sofia.bg

1 Introduction and notations

For a long time magnetic oscillations are a standard method for determination of Fermi surface. For a comprehensive introduction see for example the monograph by Shoenberg [1]. A recent observation of three-dimensional Fermi surface (3D FS) in $\text{Ti}_2\text{Ba}_2\text{CuO}_{6+\delta}$ (Ti:2201) [2] unambiguously have shown that charge carriers in this material are ordinary Fermi particles. This observation has important significance for the physics of high- T_c cuprates in general. There is almost a consensus that pairing mechanism is common for all cuprates wherever it is hidden. That is why the observation of 3D FS leads that this mechanism should be able to work even for Fermi quasiparticles in BCS scenario. An important first step in this scenario is the analysis of electron spectrum of a metal in selfconsistent approximation of independent electrons. For the cuprates as for many other ion materials, linear combination of atomic orbital (LCAO) method gives adequate description of band structure. Tight binding band structure is also a relevant starting point for theoretical analysis of many phenomena related to quasiparticle interaction. For example Abrikosov [3] used tight binding σ -model to build spin density theory of metal-insulator transition in cuprates. A lot of phenomena in cuprate physics especially for overdoped cuprates can be understood in the framework of orthodox fermiology and its theory really needs of a schoonship. The purpose of the present work is to derive analytical LCAO formula for 3D FS and the band structure of Ti:2201 which can be used for further analysis of experimental data; for local density approximation (LDA) calculations of band structure of this material see, for example, reference [4]. These analytical results can be used for fitting the angle magnetoresistance oscillation (AMRO) data and at the same time they represent a realistic noninteracting part of the lattice Hamiltonian for further consideration of pairing in cuprates.

Hilbert space in LCAO approximation is spanned over the relevant Cu $3d_{x^2-y^2}$, Cu 4s, O $2p_x$ and O $2p_y$ orbitals. The generic 4-band σ -model for CuO_2 plane was suggested by Labbé and Bok [5]. Later on detailed *ab initio* calculations of band structure of layered cuprates by Andersen *et al.* [6] confirmed that this generic model adequately interpolates the LDA band structure and the influence of π -orbitals for the conduction band is negligible. In Ti:2201 the neighbouring CuO_2 planes are shifted in a half period. In an elementary cell indexed by three integer numbers $\mathbf{R}_n = \mathbf{a}_1 n_1 + \mathbf{a}_2 n_2 + \mathbf{a}_3 n_3$, where $\mathbf{a}_1 = a_0 \mathbf{e}_x$, $\mathbf{a}_2 = a_0 \mathbf{e}_y$ and $\mathbf{a}_3 = b_0 \mathbf{e}_z + \frac{1}{2}a_0(\mathbf{e}_x + \mathbf{e}_y)$, the space vector of copper ions is $\mathbf{R}_{\text{Cu}} = \mathbf{0}$, and for oxygen ions we have $\mathbf{R}_{\text{O}_a} = \frac{1}{2}a_0 \mathbf{e}_x$ and $\mathbf{R}_{\text{O}_b} = \frac{1}{2}a_0 \mathbf{e}_y$; \mathbf{e}_x , \mathbf{e}_y and \mathbf{e}_z are unit

vectors. For the introduced notations the LCAO wave function reads as

$$\begin{aligned} \psi_{\text{LCAO}}(\mathbf{r}) = \sum_{\mathbf{n}} [D_{\mathbf{n}} \psi_{\text{Cu3d}}(\mathbf{r} - \mathbf{R}_{\mathbf{n}} - \mathbf{R}_{\text{Cu}}) + S_{\mathbf{n}} \psi_{\text{Cu4s}}(\mathbf{r} - \mathbf{R}_{\mathbf{n}} - \mathbf{R}_{\text{Cu}}) \\ + X_{\mathbf{n}} \psi_{\text{Oa}2px}(\mathbf{r} - \mathbf{R}_{\mathbf{n}} - \mathbf{R}_{\text{Oa}}) + Y_{\mathbf{n}} \psi_{\text{Ob}2py}(\mathbf{r} - \mathbf{R}_{\mathbf{n}} - \mathbf{R}_{\text{Ob}})], \end{aligned} \quad (1)$$

where $\Psi_{\mathbf{n}} = (D_{\mathbf{n}}, S_{\mathbf{n}}, X_{\mathbf{n}}, Y_{\mathbf{n}})$ is the tight-binding wave function in lattice representation [7]. In second quantisation approach the complex amplitudes $D_{\mathbf{n}}, S_{\mathbf{n}}, X_{\mathbf{n}}$ and $Y_{\mathbf{n}}$ become Fermi annihilation operators.

The LCAO wave function can be expressed by Fermi operators in momentum space

$$\Psi_{\mathbf{n}} = \begin{pmatrix} D_{\mathbf{n}} \\ S_{\mathbf{n}} \\ X_{\mathbf{n}} \\ Y_{\mathbf{n}} \end{pmatrix} = \frac{1}{\sqrt{\mathcal{N}}} \sum_{\mathbf{k}} e^{i\mathbf{k} \cdot \mathbf{R}_{\mathbf{n}}} \begin{pmatrix} D_p \\ S_p \\ -ie^{\mathbf{k} \cdot \mathbf{R}_{\text{Oa}}} X_p \\ -ie^{\mathbf{k} \cdot \mathbf{R}_{\text{Ob}}} Y_p \end{pmatrix}, \quad (2)$$

where \mathcal{N} is the number of unit cells supposing periodic boundary condition, $\mathbf{k} = (p_x/a_0, p_y/a_0, p_z/b_0)$ is the electron quasimomentum and \mathbf{p} is the dimensionless quasimomentum in first Brillouin zone $(p_x, p_y, p_z) \in (-\pi, \pi)$. This equation describes the Fourier transformation between the coordinate representation $\Psi_{\mathbf{n}} = (D_{\mathbf{n}}, S_{\mathbf{n}}, X_{\mathbf{n}}, Y_{\mathbf{n}})$ and the momentum representations $\psi_p = (D_p, S_p, X_p, Y_p)$ of the tight-binding wave function.

In order to derive electron band Hamiltonian in momentum representation, we have to analyze the LCAO Schrödinger equation $\epsilon \psi_i = \epsilon_i \psi_i - \sum_j (\pm) t_{ij} \psi_j$ for a plane wave $\Psi_{\mathbf{n}} \propto e^{i\mathbf{k} \cdot \mathbf{R}_{\mathbf{n}}}$, where ψ_i are amplitudes multiplying atomic orbitals, ϵ is the electron energy, ϵ_i are single site energies, sum is spanned to nearest and next nearest neighbouring atoms at i-orbital and hopping amplitudes have +sign for bonding, and -sign for antibonding orbitals with different signs of atomic wave functions [8]. For a detailed analysis, notations and references see [7]. Here we will give a brief description. Let $\epsilon(\mathbf{p})$ is the electron band dispersion, ϵ_d is the single-site energies for Cu 3d level, t_{pd} is the hopping amplitude between the O 2p states and Cu 3d. Considering only nearest-neighbour hoppings and omitting the common $e^{i\mathbf{k} \cdot \mathbf{R}_{\mathbf{n}}}$ multiplier for the Cu 3d_{*x*²-*y*²} amplitude in $\mathbf{R}_{\mathbf{n}}$ elementary cell we obtain

$$\begin{aligned} \epsilon(\mathbf{p}) D_p &= \epsilon_d D_p - it_{pd} (e^{i\frac{p_x}{2}} X_p - e^{i\frac{p_x}{2}} e^{-ip_x} X_p - e^{i\frac{p_y}{2}} Y_p + e^{i\frac{p_y}{2}} e^{-ip_y} Y_p) \\ &= \epsilon_d D_p + 2t_{pd} (\sin \frac{p_x}{2} X_p - \sin \frac{p_y}{2} Y_p) = \epsilon_d D_p + t_{pd} s_x X_p - t_{pd} s_y Y_p. \end{aligned} \quad (3)$$

Analogous consideration can be applied for Cu 4s amplitude: ϵ_s is the single site energy for Cu 4s state, t_{sp} is the hopping amplitude between O 2p and Cu 4s; t_{sp}

is bigger than t_{pd} because Cu $3d_{x^2-y^2}$ orbitals are much more localized near to copper nucleus. Due to the symmetry of Cu 4s wave function, now the relative signs between X_p and Y_p are equal

$$\begin{aligned}
\epsilon(\mathbf{p})S_p &= \epsilon_s S_p + t_{\text{sp}} s_x X_p + t_{\text{sp}} s_y Y_p + it_{\text{ss}} (e^{i\frac{p_x}{2}} e^{i\frac{p_y}{2}} e^{ip_z} + e^{i\frac{p_x}{2}} e^{i\frac{p_y}{2}} e^{-ip_z} \\
&\quad + e^{-i\frac{p_x}{2}} e^{i\frac{p_y}{2}} e^{ip_z} + e^{-i\frac{p_x}{2}} e^{i\frac{p_y}{2}} e^{-ip_z} + e^{-i\frac{p_x}{2}} e^{-i\frac{p_y}{2}} e^{ip_z} \\
&\quad + e^{-i\frac{p_x}{2}} e^{-i\frac{p_y}{2}} e^{-ip_z} + e^{i\frac{p_x}{2}} e^{-i\frac{p_y}{2}} e^{ip_z} + e^{i\frac{p_x}{2}} e^{-i\frac{p_y}{2}} e^{-ip_z}) S_p \\
&= \epsilon_s S_p + t_{\text{sp}} s_x X_p + t_{\text{sp}} s_y Y_p - t_{\text{ss}} z S_p,
\end{aligned} \tag{4}$$

where $z(\mathbf{p}) = c_x c_y c_z$. The influence of three dimensionality (3D) is taken into account only here by the effective Cu 4s–Cu 4s transfer integral t_{ss} between copper ions from different CuO_2 planes. Following [6] we have used the standard notations:

$$\begin{aligned}
s_x &= 2 \sin(p_x/2), \quad s_y = 2 \sin(p_y/2), \\
c_x &= 2 \cos(p_x/2), \quad c_y = 2 \cos(p_y/2), \\
x &= \sin^2(p_x/2), \quad y = \sin^2(p_y/2),
\end{aligned} \tag{5}$$

adding $c_z = 2 \cos p_z$ and. In first Brillouin zone for $p_x, p_y \in (-\pi, \pi)$ the variables $c_x, c_y \geq 0$, however in the whole momentum space in the interval $(0, 2\pi)$, for example, we have to redefine $c_x = 2|\cos(p_x/2)|$ and $c_y = 2|\cos(p_y/2)|$.

Analogously considering electron hopping to O $2p_x$ orbital and dividing by $-ie^{i\frac{p_x}{2}}$ we have

$$\begin{aligned}
\epsilon(\mathbf{p})X_p &= \epsilon_p X_p + t_{\text{pd}} s_x D_p + t_{\text{sp}} s_x S_p + \\
&\quad + t_{\text{pp}} (-i) (e^{-i\frac{p_x}{2}} e^{-i\frac{p_y}{2}} e^{-i\frac{p_z}{2}} e^{i\frac{p_y}{2}} + e^{i\frac{p_x}{2}} e^{i\frac{p_y}{2}} - e^{i\frac{p_x}{2}} e^{-i\frac{p_y}{2}}) Y_p \\
&= \epsilon_p X_p + t_{\text{pd}} s_x D_p + t_{\text{sp}} s_x S_p - t_{\text{pp}} s_x s_y Y_p,
\end{aligned} \tag{6}$$

where ϵ_p is O $2p$ single-site energy, t_{pp} is the hopping amplitude between adjacent O $2p_x$ and O $2p_y$ orbitals. Due to the crystal symmetry the equation for Y_p can be obtained by exchange between x and y , and X and Y ; only the relative between O $2p$ and Cu $3d$ orbitals has to be changed.

Finally the LCAO Schrödinger equation in momentum representation reads as

$$(H_p - \epsilon(\mathbf{p})\mathbb{1})\psi_p = 0, \tag{7}$$

where

$$H_p - \epsilon(\mathbf{p})\mathbb{1} = \begin{pmatrix} -\varepsilon_d & 0 & t_{pd}s_x & -t_{pd}s_y \\ 0 & -\varepsilon_s - t_{ss}z & t_{sp}s_x & t_{sp}s_y \\ t_{pd}s_x & t_{sp}s_x & -\varepsilon_p & -t_{pp}s_xs_y \\ -t_{pd}s_y & t_{sp}s_y & -t_{pp}s_xs_y & -\varepsilon_p \end{pmatrix}, \quad (8)$$

and $\psi_p = (D_p, S_p, X_p, Y_p)$ is the wave function in momentum space.

After some algebra the secular equation takes the form

$$D(\mathbf{p}) = \det(H_p - \epsilon(\mathbf{p})\mathbb{1}) = \mathcal{A}xy + \mathcal{B}(x+y) + \mathcal{C} + z[\mathcal{K}xy + \mathcal{L}(x+y) + \mathcal{M}] = 0 \quad (9)$$

with energy-dependent coefficients

$$\begin{aligned} \mathcal{A}(\epsilon) &= 16(4t_{pd}^2t_{sp}^2 + 2t_{sp}^2t_{pp}\varepsilon_d - 2t_{pd}^2t_{pp}\varepsilon_s - t_{pp}^2\varepsilon_d\varepsilon_s), \\ \mathcal{B}(\epsilon) &= -4\varepsilon_p(t_{sp}^2\varepsilon_d + t_{pd}^2\varepsilon_s), \quad \mathcal{C}(\epsilon) = \varepsilon_d\varepsilon_p^2\varepsilon_s, \\ \mathcal{K}(\epsilon) &= -t_{ss}t_{pp}(\varepsilon_d t_{pp} + 2t_{pd}^2), \quad \mathcal{L}(\epsilon) = -\varepsilon_p t_{ss}t_{pd}^2, \quad \mathcal{M}(\epsilon) = \varepsilon_d\varepsilon_p^2t_{ss}, \end{aligned} \quad (10)$$

where $\varepsilon_s = \epsilon(\mathbf{p}) - \epsilon_s$, $\varepsilon_p = \epsilon(\mathbf{p}) - \epsilon_p$, $\varepsilon_d = \epsilon(\mathbf{p}) - \epsilon_d$, are the energies taken into account from single site atomic levels. Due to small numerical value of t_{ss} the modulation of FS in p_z direction is also small.

2 Analysis of the influence of interlayer hopping amplitude t_{ss}

Comparing our secular determinant with the purely 2D case $t_{ss} = 0$, in (9) one can see that the influence of interlayer hopping is formally reduced to a momentum dependent single site energy shift for the Cu 4s level

$$\epsilon_s \rightarrow \epsilon_s - t_{ss}z(\mathbf{p}). \quad (11)$$

This is a diagonal matrix element whose influence is just zero on $p_y = \pi$ and $p_x = \pi$ lines in 2D Brillouin zone, shown in figure 1, which we will discuss later. On the diagonal, where $p_x = p_y$ and $p_y = 2\pi - p_x$, the influence of this term is also negligible. The 2D Hamiltonian (for $t_{ss} = 0$) has eigenfunctions [11]:

$$\psi_p = \begin{pmatrix} D_p \\ S_p \\ X_p \\ Y_p \end{pmatrix} = \begin{pmatrix} -\varepsilon_s\varepsilon_p^2 + 4\varepsilon_p t_{sp}^2(x+y) - 32t_{pp}\tau_{sp}^2xy \\ -4\varepsilon_p t_{sp}t_{pd}(x-y) \\ -(\varepsilon_s\varepsilon_p - 8\tau_{sp}^2y)t_{pd}s_x \\ (\varepsilon_s\varepsilon_p - 8\tau_{sp}^2x)t_{pd}s_y \end{pmatrix}, \quad (12)$$

where $\tau_{sp}^2 = t_{sp}^2 - \frac{1}{2}\varepsilon_s t_{pp}$. After the calculation of ψ_p for $\epsilon = \epsilon^{(2D)}(\mathbf{p})$ we have to make the normalization $\psi_p := \psi_p / \sqrt{D_p^2 + S_p^2 + X_p^2 + Y_p^2}$. In first perturbational approximation the influence of the diagonal term (11) gives an addition to the band energy $\epsilon(\mathbf{p})$

$$W(\mathbf{p}) = -8t_{ss} \cos\left(\frac{p_x}{2}\right) \cos\left(\frac{p_y}{2}\right) \cos(p_z) S_p^2, \quad \varepsilon(\mathbf{p}) = \varepsilon^{(2D)}(\mathbf{p}) + W(\mathbf{p}), \quad (13)$$

i.e we present the band energy as a sum of 2D band energy and a correction by taking into account the hybridization in c-direction $W(\mathbf{p})$. Since $S_p \propto (x - y)$ this correction reduces to zero on the diagonals of Brillouin zone and in such a way the influence of t_{ss} vanishes at 8 points of 2D Fermi contour in every 45 degree at horizontal, vertical and diagonal lines crossing (π, π) point. For the overdoped Tl:2201 the hole pocket centered at (π, π) point takes 62% of the Brillouin zone, see figure1.

In initial approximation $t_{ss} = 0$ we have 2D secular equation

$$\det(H_p - \epsilon^{(2D)}(\mathbf{p})\mathbb{1}) = \mathcal{A}xy + \mathcal{B}(x + y) + \mathcal{C}, \quad (14)$$

which gives explicit expressions lower and upper arch of constant energy contour (CEC) [10]

$$p_y^{(\text{low})}(p_x) = 2 \arcsin \sqrt{-\frac{\mathcal{B}x + \mathcal{C}}{\mathcal{A}x + \mathcal{B}}}, \quad p_y^{(\text{up})}(p_x) = 2\pi - p_y(p_x). \quad (15)$$

For the band velocity at energy equal to Fermi energy $\varepsilon^{(2D)}(\mathbf{p}) = E_F$

$$\mathbf{v} = \frac{\partial \varepsilon^{(2D)}(\mathbf{p})}{\partial \mathbf{p}}, \quad v_F = \sqrt{v_x^2 + v_y^2}, \quad (16)$$

we also have simple explicit expressions [10]

$$v_x = -\frac{1}{2} \frac{(Ay + B) \sin(p_x)}{\mathcal{A}'xy + \mathcal{B}'(x + y) + \mathcal{C}'}, \quad v_y = -\frac{1}{2} \frac{(Ax + B) \sin(p_y)}{\mathcal{A}'xy + \mathcal{B}'(x + y) + \mathcal{C}'}, \quad (17)$$

$$v_F = \left| \frac{\partial \varepsilon^{(2D)}(\mathbf{p})}{\partial \mathbf{p}} \right| = \frac{[(\mathcal{A}y + \mathcal{B})^2 x(1 - x) + (\mathcal{A}x + \mathcal{B})^2 y(1 - y)]^{1/2}}{|\mathcal{A}'xy + \mathcal{B}'(x + y) + \mathcal{C}'|}; \quad (18)$$

the velocity in m/s is actually $a_0 \mathbf{v} / \hbar$. The coefficients in the denominator \mathcal{A}' , \mathcal{B}' and \mathcal{C}' are energy derivatives of the polynomials (10),

$$\begin{aligned} \mathcal{A}'(\epsilon) &= 16 [2t_{sp}^2 t_{pp} - 2t_{pd}^2 t_{pp} - t_{pp}^2 (\varepsilon_d + \varepsilon_s)] = d\mathcal{A}/d\epsilon, \\ \mathcal{B}'(\epsilon) &= -4(t_{sp}^2 \varepsilon_d + t_{pd}^2 \varepsilon_s) - 4\varepsilon_p(t_{sp}^2 + t_{pd}^2) = d\mathcal{B}/d\epsilon, \\ \mathcal{C}'(\epsilon) &= \varepsilon_s \varepsilon_p^2 + \varepsilon_d \varepsilon_p^2 + 2\varepsilon_d \varepsilon_s \varepsilon_p = d\mathcal{C}/d\epsilon. \end{aligned} \quad (19)$$

Our problem is to take into account the influence of the perturbation (13) to the Fermi contour (15). Under the influence of the perturbation $W(\mathbf{p})$ every point \mathbf{p} of this CEC is shifted in perpendicular to CEC direction with momentum shift

$$\Delta\mathbf{p} = -W(\mathbf{p})\frac{\mathbf{v}}{v_F^2}, \quad v_F = \frac{|W(\mathbf{p})|}{|\Delta\mathbf{p}|}, \quad \varepsilon(\mathbf{p}) = \varepsilon^{(2D)}(\mathbf{p}) + \mathbf{v} \cdot \Delta\mathbf{p}. \quad (20)$$

The coordinates of the perturbed CEC are $p_x + \Delta p_x$ and $p_y + \Delta p_y$; in such a way we approximatively built the 3D Fermi surface. The formulae above are a self-explainable derivation: (1) the band energy is approximately presented by gradient expansion (2) the ratio of energy difference and momentum difference is equal to Fermi velocity (3) the shift of Fermi contour in momentum space is parallel to the Fermi velocity. Projections of this Fermi surfaces in 2D Brillouin zone are depicted in figure 1. The LCAO approximation gives the similar shape of the Fermi contours as the experimental Fermi surface [2]. We have taken the set of parameters from [6]: $\epsilon_s = 6.5$ eV, $\epsilon_d = 0$ eV, $\epsilon_p = -0.9$ eV, $t_{pd} = 1.6$ eV, $t_{pp} = 0$ eV, $t_{sp} = 2.3$ eV. The Fermi level $E_F = 1.89$ eV is determined to give $f = 62\%$ hole filling [2] of the 2D Brillouin zone

$$\frac{8}{(2\pi)^2} \int_{p_d}^{\pi} (p_x - p_y(p_x; E_F)) dp_x = f, \quad (21)$$

where p_d is the solution of the equation $0 < p_y(p_d; E_F) = p_d < \pi$ [7]

$$x_d = \sin^2\left(\frac{p_d}{2}\right) = \frac{1}{\mathcal{A}} \left(-\mathcal{B} + \sqrt{\mathcal{B}^2 - \mathcal{A}\mathcal{C}}\right). \quad (22)$$

The Fermi contour passes through the points $D = (p_d, p_d)$ and $C = (p_c, \pi)$, where

$$x_c = \sin^2\left(\frac{p_c}{2}\right) = -\frac{\mathcal{B} + \mathcal{C}}{\mathcal{A} + \mathcal{B}}, \quad (23)$$

or $p_c = p_y(\pi; E_F)$. Finally interlayer hopping amplitude $t_{ss} = 140$ meV is determined by the comparison with the experiment of the modulation of FS [2].

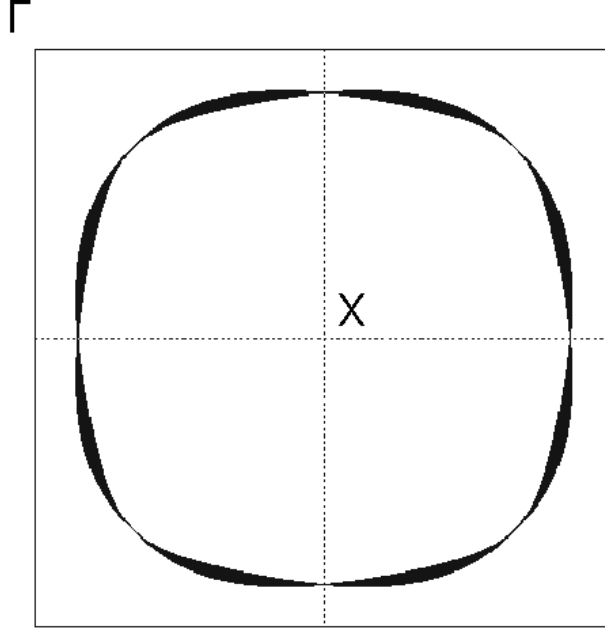


Figure 1: Projections of 3D FS in 2D Brillouin zone obtained by equation (20). In agreement with AMRO data [2] the small modulation due to Cu 4s-Cu 4s tunnelling amplitude t_{ss} vanishes at 8 highly symmetric lines passing through (π, π) point. The hole pocket centered at (π, π) point has approximately 62% of the surface of 2D Brillouin zone.

3 Comparison with ARPES data

The galvanomagnetic phenomena as AMRO are sensitive mainly to the total area of the sections of the Fermi surface. The angle resolved photoemission spectra (ARPES) however are sensitive to the shape of the quasi 2D Fermi surface [12]. In order to make a compromise conserving the area of the Fermi surface, actually the cross-section at $p_z = 0$, we can try to fit its shape. The Fermi contour extracted from ARPES data for Tl:2201 [13] we can use the diagonal point $\mathcal{D} = (0.3576 \pi/a_0, 0.3576 \pi/a_0)$ and another point $\mathcal{C} = (0.1256 \pi/a_0, \pi/a_0)$ as reference points. We can start from the set of LCAO parameters given in reference [6] and changing only Fermi level E_F and Cu 4s level ϵ_s we can pass the Fermi contour through the reference points \mathcal{C} and \mathcal{D} as it is done at figure 2. The Fermi contour reproduces the shape from reference [13], its area is in agreement with the AMRO data [2], and even the E_F and ϵ_s are not very different from the

fit of LDA calculations by Andersen *et al.* [6].

The fit of the absolute value of the energy scale however requires a big compromise. As it is well-known the LDA gives often gives overbinding of order 2 or even 3. Correcting overbinding in local-density-approximation calculations we can insert an energy renormalization scale in order shape of the Fermi surface to be exactly conserved and only the energy width along some well investigated cut to coincide with the experiment. We used the cut-III from reference [13] to fix the energy scale. This cut is given as a short segment in figure 2. In figure 3 this cut, energy versus quasimomentum, is given as leftmost segment. The circles trough which the dispersion line passes are reference points chosen from the experimental data [13]. These reference points determines the energy scale.

On the right of this reference segment is presented the standard energy dispersion along highly symmetric directions $(0,0) \rightarrow (\pi,0) \rightarrow (\pi,\pi) \rightarrow (0,0)$ in momentum space. One of the reference points was shifted in vertical direction in order only the energy width of the cut-III to be used for energy determination. We believe that so determined band structure has predictive capabilities in sense that we can use analytical formulae for the band structure together with the fitted values of the LCAO parameters in order to predict results of new ARPES measurements. In short the mission of the theoretical physics is to predict the results of experiments not done by nobody until now. As a further perspective we believe that single site energies have to be taken from the experimental data processing of spectroscopic data for interband transitions. Of course such an interpretation suppose active use of the generic 4-band model taking into account the accessories for every cuprate. Every additional experiment for absolute determination of the energy scale can be an indispensable tool for final determination of the energy scale of LCAO parameters. In the next section we propose a simple electronic measurement which should be done with a layered metal-insulator-superconductor structure with the same superconductor.

4 Determination of logarithmic derivative of density of states by electronic measurements

Analysis of Fermi surface by AMRO and ARPES as a rule leads only to determination of relative values of the parameters of LCAO Hamiltonian. In order to extract the absolute values we need to fit band widths, cyclotron frequencies, density of states $\nu(E_F)$ at Fermi energy E_F or other quantities having dimension

of energy. We consider as very important comparison of different methods for investigation of band structure. The AMRO gives the exact value of the area of sections of Fermi surface, the ARPES is more sensitive for the shape and will be nice if this knowledge is completed by some other method giving the exact value of some energy parameter.

The purpose of this section is to suggest a simple electronic experiment, determining the logarithmic derivative of the density of states by electronic measurements using a thin film of the investigated material Tl:2201. The numerical value of this parameter

$$\nu'(E_F) = \frac{d\nu(\epsilon)}{d\epsilon}, \quad (24)$$

will ensure the absolute determination of hopping integrals.

We propose a field effect transistor (FET) from Tl:2201 Fig. 4 to be investigated electronically with lock-in at second and third harmonics. Imagine a strip of Tl:2201 and between the ends of the strip, between the source (S) and the drain (D) is applied an AC current

$$I_{SD}(t) = I_0 \cos(\omega t). \quad (25)$$

For low enough frequencies the ohmic power P increases the temperature of the film T above the ambient temperature T_0

$$P = RI_{SD}^2 = \alpha(T - T_0), \quad (26)$$

where the constant α determines the boundary thermo-resistance between the Tl:2201 film and the substrate, and $R(T)$ is the temperature dependent source-drain (SD) resistance. We suppose that for thin film the temperature is almost homogeneous across the thickness of the film. In such a way we obtain for the temperature oscillations

$$(T - T_0) = \frac{RI^2}{\alpha} = \frac{RI_0^2}{\alpha} \cos^2(\omega t). \quad (27)$$

As the resistance is weakly temperature dependent

$$R(T) = R_0 + (T - T_0)R_0', \quad R_0'(T_0) = \left. \frac{dR(T)}{dT} \right|_{T_0}. \quad (28)$$

A substitution here of the temperature oscillations from Eq. (27) gives a small time variations of the resistance

$$R(t) = R_0 \left(1 + \frac{R_0'}{\alpha} I_0^2 \cos^2(\omega t) \right). \quad (29)$$

Now we can calculate the source-drain voltage as

$$U_{SD}(t) = R(t)I_{SD}(t). \quad (30)$$

Substituting here the SD current from Eq. (25) and the SD resistance from Eq. (29) gives for the SD voltage

$$U_{SD}(t) = U_{SD}^{(1f)} \cos(\omega t) + U_{SD}^{(3f)} \cos(3\omega t). \quad (31)$$

The coefficient in front of the first harmonic $U_{SD}^{(1f)} \approx R_0 I_0$ is determined by the SD resistance R_0 at low currents I_0 , while for the third harmonic signal using the elementary formula $\cos^3(\omega t) = (3 \cos(\omega t) + \cos(3\omega t))/4$ we obtain

$$U_{SD}^{(3f)} = \frac{U_{SD}^{(1f)}}{4\alpha} I_0^2 R'_0. \quad (32)$$

From this formula we can express the boundary thermo-resistance by electronic measurements

$$\alpha = \frac{U_{SD}^{(1f)}}{4U_{SD}^{(3f)}} I_0^2 R'_0. \quad (33)$$

The realization of the method requires fitting of $R(T)$ and numerical differentiation at working temperature T_0 ; the linear regression is probably the simplest method if we need to know only one point.

At known α we can express the time oscillations of the temperature substituting in Eq. (27)

$$T = T_0 + \frac{RI_0^2}{2\alpha} (1 + \cos(2\omega t)) \approx T_0 \left(1 + \frac{R_{SD}I_0^2}{2\alpha T_0} \cos(2\omega t) \right). \quad (34)$$

In this approximation terms containing I_0^4 are neglected and also we consider that shift of the average temperature of the film is small.

The variations of the temperature lead to variation of the work function of the film according to the well-known formula from the physics of metals

$$W(T) = -\frac{\pi^2}{6e} \frac{\nu'}{\nu} k_B^2 T^2, \quad \nu'(E_F) = \left. \frac{d\nu}{d\epsilon} \right|_{E_F}, \quad (35)$$

where the logarithmic derivative of the density of states $\nu(\epsilon)$ taken for the Fermi energy E_F has dimension of inverse energy, the work function W has dimension

of voltage, T is the temperature in Kelvins and k_B is the Boltzmann constant. Substituting here the temperature variations from Eq. (34) gives

$$W = -\frac{\pi^2 k_B^2}{6e} \frac{\nu'}{\nu} T_0^2 \left[1 + \frac{R_0 I_0^2}{\alpha T_0} \cos(2\omega t) \right] + \mathcal{O}(I_0^4), \quad (36)$$

where \mathcal{O} -function again marks that the terms having I_0^4 are negligible.

The oscillations of the temperature creates AC oscillations of the source-gate (SG) voltage. We suppose that a lock-in with a preamplifier, having high enough internal resistance is switched between the source and the gate. In this conditions the second harmonics of the work-function and of the SG voltage are equal

$$\begin{aligned} U_{\text{SG}}^{(2f)} &= -\frac{\pi^2 k_B^2}{6e} \frac{\nu'}{\nu} T_0^2 \frac{R_0 I_0^2}{\alpha T_0}, \\ U_{\text{SG}}(t) &= U_{\text{SG}}^{(2f)} \cos(2\omega t) + U_{\text{SG}}^{(4f)} \cos(4\omega t) + \dots \end{aligned} \quad (37)$$

Substituting α from Eq. (33) we have

$$U_{\text{SG}}^{(2f)} = -\frac{4\pi^2 k_B^2}{6e} \frac{\nu'}{\nu} \frac{U_{\text{SD}}^{(3f)}}{I_0} \frac{T_0}{R_0}. \quad (38)$$

From this equation we can finally express the pursued logarithmic derivative of the density of states

$$\left. \frac{d \ln \nu(\epsilon)}{d\epsilon} \right|_{E_F} = \frac{\nu'}{\nu} = -\frac{3e}{2\pi^2 k_B^2} \frac{I_0}{T_0} \frac{U_{\text{SG}}^{(2f)}}{U_{\text{SD}}^{(3f)}} \frac{dR}{dT}. \quad (39)$$

In such way the logarithmic derivative of the density of states can be determined by fully electronic measurements with a FET. This important energy parameter can be used for absolute determination of the hopping integrals in the generic LCAO model. Having a set of complementary researches we can reliably determine the LCAO parameters.

5 Discussion and conclusions

The suggested LCAO model for FS of Tl:2201 describes the important qualitative properties of p_z modulation: vanishing of this modulation at 8 symmetric points of 2D Fermi contours. This is an important hint, that t_{ss} amplitude dominates in

the formation of coherent 3D Fermi surface and other interlayer tunnelling amplitudes are irrelevant. This qualitative conclusion for the importance of Cu 4s c-axis tunnelling matrix elements is in agreement with long-predicted analysis by Andersen et al. [6]. Few words we wish to add concerning the pairing mechanism in Tl:2201 and cuprates in general. Wherever it is hidden its influence has to be reduced to effective momentum dependent scattering amplitude for electron pairs from conduction 3d band with opposite momentums; band structure created by 3d–2p–4s hybridization for which the revealing of FS is an indispensable first step.

Acknowledgements One of the authors (TM) is thankful to A. Damascelli, N. Hussey, and E. Penev for the interest to the paper, comments, technical help, suggestions and extra details from their research.

References

- [1] Shoenberg D 1984 *Magnetic oscillations in metals* (Cambridge: Cambridge University Press)
- [2] Hussey N E, Abdel-Jawad M, Carrington A and Balicas L 2003 "Observation of a Coherent Three-Dimensional Fermi surface in a high- T_c Superconductor" *Nature* **425** 814
- [3] Abrikosov A A 2003 *Physica C* **391** 147-159
- [4] Singh D J and Pickett W E 1992 *Physica C* **203** 193-199
- [5] Labbé J and Bok J 1987 *Europhys. Lett.* **3** 1225-30
- [6] Andersen O K Liechtenstein A I Jepsen O and Paulsen F 1995 *J. Phys. Chem. Solids* **56** 1573
- [7] Mishonov T M and Penev E S 2000 *J. Phys.: Condens. Matter* **12** 143-159; cond-mat/0001049
- [8] Feynman R P Leighton R B Sands M 1963 *The Feynman Lectures on Physics* (Addison-Wesley, London) Vol 3, ch 11
- [9] Slater J C 1963 *Electronic structure of molecules* (McGraw-Hill, London) ch 2

- [10] Mishonov T M, Indekeu J O and Penev E S 2002 *Int. J. Mod. Phys B* **16** 4577 figure 1; cond-mat/0206350
- [11] Mishonov T M, Indekeu J O and Penev E S 2003 *J. Phys.: Condens. Matter* **15** 4429-4456 equation (2.4); cond-mat/0209191
- [12] Damascelli A *et al.* 2003 *Rev. Mod. Phys.* **75** 473
- [13] M. Platé *et al.* 2005 “Fermi Surface Quasiparticle Excitations of Overdoped $\text{Tl}_2\text{Ba}_2\text{CuO}_{6+\delta}$ by ARPES,” cond-mat/0503117

6 Appendix A: Calculation of eigenvector

In the equation for eigenvectors $(H_p^{(2D)} - \epsilon(\mathbf{p})\mathbb{1})\psi_p$, with $H_p^{(2D)}$ from (8) we search for a solution in the form $\psi_p = (1, S_p, X_p, Y_p)$. In such a way we obtain the system

$$\begin{pmatrix} -\varepsilon_s & t_{sp}s_x & t_{sp}s_y \\ t_{sp}s_x & -\varepsilon_p & -t_{pp}s_x s_y \\ t_{sp}s_y & -t_{pp}s_x s_y & -\varepsilon_p \end{pmatrix} \begin{pmatrix} S \\ X \\ Y \end{pmatrix} = \begin{pmatrix} 0 \\ -t_{pd}s_x \\ t_{pd}s_y \end{pmatrix}. \quad (40)$$

The solution $S = \Delta_S/\Delta$, $X = \Delta_X/\Delta$, $Y = \Delta_Y/\Delta$ is presented by determinants

$$\Delta = \det \begin{pmatrix} -\varepsilon_s & t_{sp}s_x & t_{sp}s_y \\ t_{sp}s_x & -\varepsilon_p & -t_{pp}s_x s_y \\ t_{sp}s_y & -t_{pp}s_x s_y & -\varepsilon_p \end{pmatrix}, \quad (41)$$

$$\Delta_S = \det \begin{pmatrix} 0 & t_{sp}s_x & t_{sp}s_y \\ -t_{pd}s_x & -\varepsilon_p & -t_{pp}s_x s_y \\ t_{pd}s_y & -t_{pp}s_x s_y & -\varepsilon_p \end{pmatrix}, \quad (42)$$

$$\Delta_X = \det \begin{pmatrix} -\varepsilon_s & 0 & t_{sp}s_y \\ t_{sp}s_x & -t_{pd}s_x & -t_{pp}s_x s_y \\ t_{sp}s_y & t_{pd}s_x & -\varepsilon_p \end{pmatrix}, \quad (43)$$

$$\Delta_Y = \det \begin{pmatrix} -\varepsilon_s & t_{sp}s_x & 0 \\ t_{sp}s_x & -\varepsilon_p & -t_{pd}s_x \\ t_{sp}s_y & -t_{pp}s_x s_y & t_{pd}s_y \end{pmatrix}. \quad (44)$$

Multiplication by Δ gives the eigen vector $(D, S, X, Y) = (\Delta, \Delta_S, \Delta_X, \Delta_Y)$ presented in equation (12).

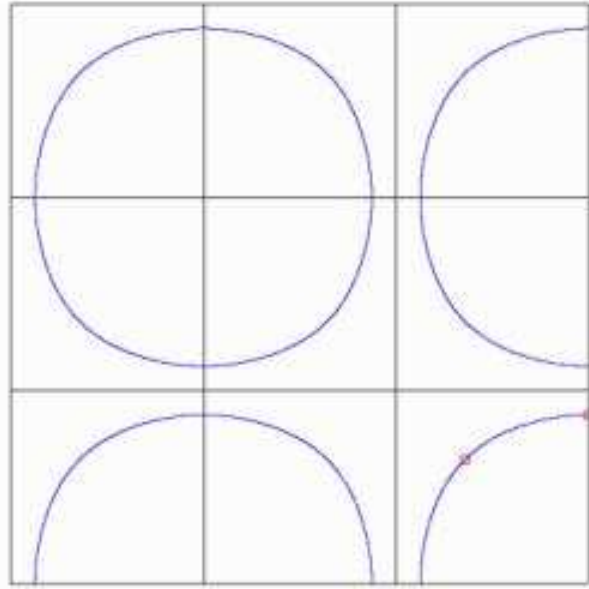


Figure 2: Two dimensional section of Fermi surface for $p_z = 0$. The (blue in color version) theoretical Fermi contour is passing through the reference points in k -space: $\mathcal{C} = (0.1256 \pi/a_0, \pi/a_0)$ and $\mathcal{D} = (0.3576 \pi/a_0, 0.3576 \pi/a_0)$ marked with small (red) circles. The short segment close to the saddle point $(\pi/a_0, 0/a_0)$ is the cut-III from Ref. [13] analyzed further at figure 3.

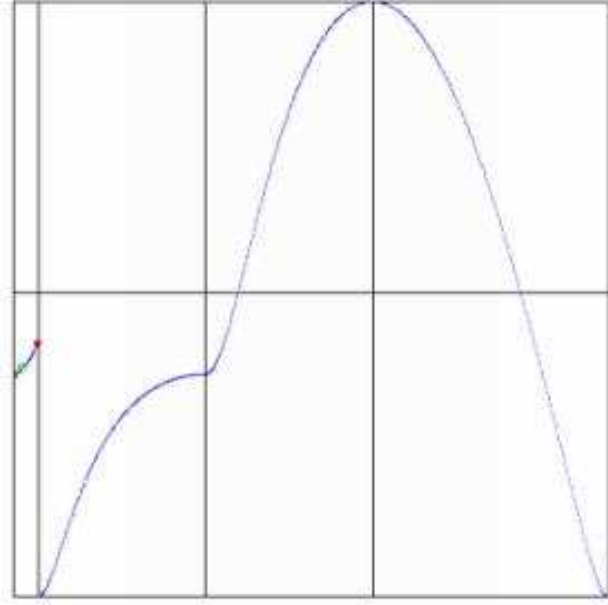


Figure 3: Energy (in arbitrary units) as function of momentum along the cut-III [13] presented in quasimomentum space in figure 2. The two (red in the color version) circles are reference points determining the vertical shift of the dispersion curve and the renormalization of all LDA energy parameters. For comparison are presented standard theoretical cuts $\varepsilon(\mathbf{p})$ for the triangle: $(0,0) - (\pi,0) - (\pi,\pi) - (0,0)$.

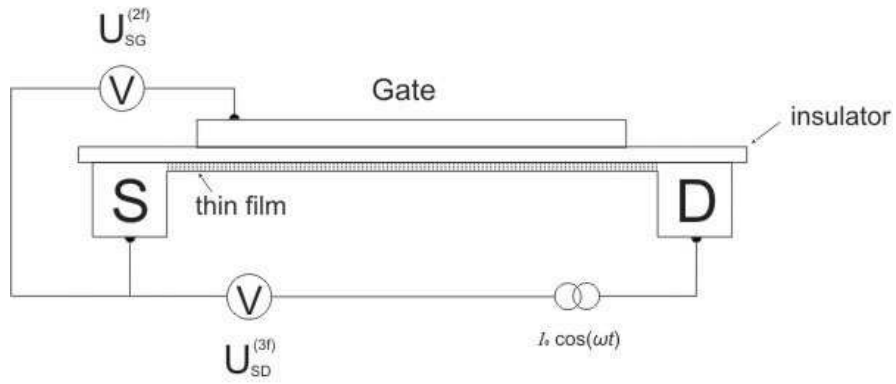


Figure 4: A field effect transistor(FET) is schematically illustrated. The current $I(t)$, applied between the source (S) and the drain (D) has frequency ω . Running through the transistor the electrons create voltage U_{SG} with double frequency 2ω between the source (S) and the gate (G). The source-drain voltage U_{SD} is measured on the triple frequency 3ω .