

Fourth-Order Algorithms for Solving the Imaginary Time Gross-Pitaevskii Equation in a Rotating Anisotropic Trap

Siu A. Chin

Department of Physics, Texas A&M University, College Station, TX 77843, USA

Eckhard Krotscheck

Institut für Theoretische Physik, Johannes Kepler Universität Linz, A-4040 Linz, Austria

By implementing the exact density matrix for the rotating anisotropic harmonic trap, we derive a class of very fast and accurate fourth order algorithms for evolving the Gross-Pitaevskii equation in imaginary time. Such fourth order algorithms are possible only with the use of *forward*, positive time step factorization schemes. These fourth order algorithms converge at time-step sizes an order-of-magnitude larger than conventional second order algorithms. Our use of time-dependent factorization schemes provides a systematic way of devising algorithms for solving this type of nonlinear equations.

I. INTRODUCTION

The dynamics of a fast rotating Bose-Einstein condensate (BEC) has been studied extensively in terms of the Gross-Pitaevskii (GP) equation^{1,2}. By evolving the GP equation in imaginary time, it is easy to determine the ground state properties of the condensate, such as the formation of vortex-arrays and giant vortices^{2,3}. It has been known for some time that the first order pseudo-spectral, split-operator method⁴ is a very fast way of solving the non-linear Schrödinger equation. However, first or second order split operator (SO) methods^{5,6} and Crank-Nickolson (CN) algorithms with⁷ or without⁸ splitting ignore the time-dependence of the non-linear potential and converge linearly or quadratically only at very small time steps. Bandaruk and Shen⁹ have applied higher order decomposition schemes with negative coefficients to solve the real time non-linear Schrödinger equation. Due to the difficulty of estimating the non-linear potential at intermediate time, they have not demonstrated that their higher order algorithms actually converge with accuracy beyond second order. In any case, their negative coefficient algorithms cannot be used for imaginary time evolution because negative time steps will result in an unbounded diffusion kernel^{10,11,12,13}.

In this work, we derive a class of very accurate fourth order factorization algorithm for solving the GP equation in imaginary time. These algorithms are made possible by the confluence of three key ideas: 1) The density matrix for a rotating anisotropic harmonic oscillator can be solved exactly. 2) The time-dependence of the non-linear potential can be systematically accounted for in factorization algorithms. 3) Forward, all positive time step algorithms^{14,15,16,17} are now available for solving imaginary time evolution equations.

In the next section, we show how the density matrix of the harmonic oscillator can be exactly implemented. This obviates the need to expand in harmonic eigenstates^{6,18}. In Section III, by exact diagonalization, we generalize the result to the case of a rotating anisotropic harmonic trap. In Section IV, we describe the time-dependent form of the fourth-order forward algorithm for solving the GP equation. In Section V, we compare the convergence of various algorithms. We summarize our conclusions in Section VI.

II. EXACT ALGORITHM FOR THE HARMONIC OSCILLATOR

Consider the 1-D harmonic oscillator Hamiltonian operator given by

$$H = T + V = \frac{1}{2}p^2 + \frac{1}{2}\omega^2 x^2. \quad (2.1)$$

Its imaginary time propagator (or density matrix) can be exactly decomposed as

$$e^{-\tau(T+V)} = e^{-\tau C_V V} e^{-\tau C_T T} e^{-\tau C_V V}, \quad (2.2)$$

where C_V and C_T are functions of τ to be determined. To show this, we simply compare the matrix elements on both sides. For the RHS, we have (ignoring normalization factors)

$$\langle x' | e^{-\tau C_V V} e^{-\tau C_T T} e^{-\tau C_V V} | x \rangle = e^{-\tau C_V \frac{1}{2}\omega^2 x'^2} e^{-\frac{1}{2\tau C_T}(x'-x)^2} e^{-\tau C_V \frac{1}{2}\omega^2 x^2}. \quad (2.3)$$

For the LHS of (2.2), the exact density matrix element is known¹⁹

$$\begin{aligned}\langle x' | e^{-\tau(T+V)} | x \rangle &= \exp\left(-\frac{\omega}{2\sinh(\omega\tau)} \left[(x'^2 + x^2) \cosh(\omega\tau) - 2x'x\right]\right) \\ &= \exp\left(-\frac{\omega}{2\sinh(\omega\tau)} \left[(x'^2 + x^2)(\cosh(\omega\tau) - 1) + (x' - x)^2\right]\right),\end{aligned}\quad (2.4)$$

where we have expressed $-2x'x = (x' - x)^2 - x'^2 - x^2$. Comparing (2.3) to (2.4) allows us to identify the coefficient functions as

$$C_V = \frac{\cosh(\omega\tau) - 1}{\omega\tau \sinh(\omega\tau)} \quad \text{and} \quad C_T = \frac{\sinh(\omega\tau)}{\omega\tau}.\quad (2.5)$$

In the limit of $\tau \rightarrow 0$, we have

$$C_V = \frac{1}{2} - \frac{1}{24}\omega^2\tau^2 + \frac{1}{240}\omega^4\tau^4 + \dots,\quad (2.6)$$

$$C_T = 1 + \frac{1}{6}\omega^2\tau^2 + \frac{1}{120}\omega^4\tau^4 + \dots.\quad (2.7)$$

If we keep only the first term, we have a second order algorithm. Keeping the first two terms gives a fourth order algorithm, keeping the first three terms gives a sixth order algorithm, etc..

The exact factorization (2.2) is possible for the harmonic oscillator because its Hamiltonian is quadratic and higher order commutators are either zero or simply proportional to T or V . The harmonic oscillator is characterized by two key commutators,

$$[V, [T, V]] = 2\omega^2 V,\quad (2.8)$$

$$[T, [V, T]] = 2\omega^2 T.\quad (2.9)$$

Because of these two equalities, all higher order commutators can be subsumed back to the original operators T and V . To see how this exact decomposition comes about, let's begin with the simple second order decomposition,

$$\begin{aligned}e^{-\frac{1}{2}\tau V} e^{-\tau T} e^{-\frac{1}{2}\tau V} &= \exp\left[-\tau(T + V) + \frac{1}{24}\tau^3([V, [T, V]] - 2[T, [V, T]]) + O(\tau^5)\right], \\ &= \exp\left[-\tau(T + V) + \frac{1}{24}\tau^3(2\omega^2 V - 4\omega^2 T) + O(\tau^5)\right].\end{aligned}\quad (2.10)$$

Since the error terms are proportional to the original operators, they can be symmetrically moved back to the LHS to yield,

$$e^{-\tau(\frac{1}{2} - \frac{1}{24}\omega^2\tau^2)V} e^{-\tau(1 + \frac{1}{6}\omega^2\tau^2)T} e^{-\tau(\frac{1}{2} - \frac{1}{24}\omega^2\tau^2)V} = e^{-\tau(T+V) + O(\tau^5)}.\quad (2.11)$$

The decomposition of the LHS is then correct to fourth order. The coefficients agree with the expansion (2.6) and (2.7). This example makes it clear that the exact expansion only depends on the abstract commutator relations (2.8) and (2.9), and is independent of the specific representation of the 1-D harmonic oscillator. Also, if we exchange the operators $T \leftrightarrow V$, the coefficients are unchanged. Thus we can also factorize exactly via

$$e^{-\tau(T+V)} = e^{-\tau C_V T} e^{-\tau C_T V} e^{-\tau C_V T}.\quad (2.12)$$

For real time propagation, we only need to set $\tau = it$ to get the corresponding coefficients,

$$C_V = \frac{1 - \cos(\omega t)}{\omega t \sin(\omega t)} \quad \text{and} \quad C_T = \frac{\sin(\omega t)}{\omega t}.\quad (2.13)$$

For either real or imaginary time evolution, one iterates the discretized wave function forward in time via

$$|\psi(\tau + \Delta\tau)\rangle = e^{-\Delta\tau(T+V)} |\psi(\tau)\rangle\quad (2.14)$$

If the exact density matrix (2.4) were used directly in coordinate space, that would incur a slow, $N \times N$ matrix multiplication of the Gaussian kernel $e^{-\frac{1}{2\tau C_T}(x' - x)^2}$. The advantage of the factorized form is that this matrix multiplication can be avoided by going to k-space via FFT and multiplying the k-space wave function point-by-point by $e^{-\tau C_T \frac{1}{2}k^2}$. This is then an order $N \ln_2 N$ operation, much faster than the $N \times N$ coordinate space matrix multiplication.

III. EXACT ALGORITHM FOR A ROTATING ANISOTROPIC HARMONIC TRAP

Consider now the case of an rotating anisotropic harmonic potential with Hamiltonian

$$H = \frac{1}{2}(p_x^2 + p_y^2) + \frac{1}{2}\tilde{\omega}_x^2 x^2 + \frac{1}{2}\tilde{\omega}_y^2 y^2 - \tilde{\Omega}(xp_y - yp_x). \quad (3.1)$$

This is a well-studied problem in nuclear physics²⁰. Its diagonalization is greatly simplified²¹ if we characterize the anisotropy via the deformation parameter δ

$$\tilde{\omega}_x^2 = (1 + \delta)\omega_0^2, \quad \tilde{\omega}_y^2 = (1 - \delta)\omega_0^2, \quad (3.2)$$

measure lengths in units of the oscillator length $l = 1/\sqrt{\omega_0}$, and express H and $\tilde{\Omega}$ in units of ω_0 . The resulting dimensionless Hamiltonian is then

$$H = \frac{1}{2}(p_x^2 + p_y^2) + \frac{1}{2}(1 + \delta)x^2 + \frac{1}{2}(1 - \delta)y^2 - \Omega(xp_y - yp_x), \quad (3.3)$$

where $\Omega = \tilde{\Omega}/\omega_0$. To diagonalize this Hamiltonian, we introduce two new sets of canonical variables,

$$Q_1 = \alpha_1(cx - sp_y), \quad P_1 = \frac{1}{\alpha_1}(cp_x + sy), \quad (3.4)$$

$$Q_2 = \alpha_2(cy - sp_x), \quad P_2 = \frac{1}{\alpha_2}(cp_y + sx), \quad (3.5)$$

where α_i are normalization constants, and $c = \cos(\phi)$, $s = \sin(\phi)$. One can check that the canonical commutator relations are indeed satisfied,

$$[Q_i, P_j] = i\delta_{ij}. \quad (3.6)$$

In terms of $\{Q_i, P_i\}$, because of the way we have parameterized the anisotropy and expressed everything in terms of ω_0 , the coefficients of *both* P_2Q_1 and P_1Q_2 can be made to vanish with a single condition:

$$\tan(2\phi) = \frac{2\Omega}{\delta}. \quad (3.7)$$

Using α_i to normalize the P_i^2 terms with unit coefficient, the resulting Hamiltonian can be written as

$$H = T_1 + V_1 + T_2 + V_2 = \frac{1}{2}P_1^2 + \frac{1}{2}\Omega_1^2 Q_1^2 + \frac{1}{2}P_2^2 + \frac{1}{2}\Omega_2^2 Q_2^2, \quad (3.8)$$

where

$$\begin{aligned} \alpha_1^{-2} &= 1 - \frac{\delta}{2} + \frac{1}{2}\sqrt{\delta^2 + 4\Omega^2}, \\ \alpha_2^{-2} &= 1 + \frac{\delta}{2} - \frac{1}{2}\sqrt{\delta^2 + 4\Omega^2}, \end{aligned} \quad (3.9)$$

with

$$\begin{aligned} \Omega_1^2 &= 1 + \Omega^2 + \sqrt{\delta^2 + 4\Omega^2}, \\ \Omega_2^2 &= 1 + \Omega^2 - \sqrt{\delta^2 + 4\Omega^2}. \end{aligned} \quad (3.10)$$

Also, from (3.7), we have

$$\begin{aligned} 2s^2 &= 1 - \frac{\delta}{\sqrt{\delta^2 + 4\Omega^2}}, \\ 2c^2 &= 1 + \frac{\delta}{\sqrt{\delta^2 + 4\Omega^2}}. \end{aligned} \quad (3.11)$$

At $\Omega = 0$, the phase angle $\phi = 0$. As Ω increases, the phase angle approaches 45° asymptotically. Thus s and c in (3.11) are both positive. However, as Ω increases, Ω_2^2 crosses zero and becomes negative at $\Omega = \sqrt{1 - \delta}$. At this critical rotation rate, the Coriolis force overcomes the weaker harmonic potential in the y -direction and the anisotropic harmonic oscillator is unstable. Ω_2^2 emerges positive again when α_2^{-2} crosses zero and turn negative at $\Omega^2 = 1 + \delta$. Thus Ω_2^2 is negative over the interval $1 - \delta \leq \Omega^2 \leq 1 + \delta$. This is an instability of the rotating harmonic oscillator, not necessary that of the Gross-Pitaevskii equation. We will come back to this point later in the conclusion.

Eq. (3.8) consists of two independent harmonic oscillator with different frequency. The two exact algorithms must be applied in sequence. However, since T_1 and V_2 only depend on p_x and y , they should be placed next to each other so that both can be evaluated in the same mixed representation described below. Similarly, T_2 and V_1 only depend on x and p_y . We therefore use the following factorization for each algorithm,

$$e^{-\tau(T_1+V_1)} = e^{-\tau C_V(1)T_1} e^{-\tau C_T(1)V_1} e^{-\tau C_V(1)T_1}, \quad (3.12)$$

$$e^{-\tau(T_2+V_2)} = e^{-\tau C_V(2)V_2} e^{-\tau C_T(2)T_2} e^{-\tau C_V(2)V_2}, \quad (3.13)$$

and interlaced them as follow:

$$e^{-\tau(T_1+V_1+T_2+V_2)} = e^{-\tau C_V(1)T_1 - \tau C_V(2)V_2} e^{-\tau C_T(1)V_1 - \tau C_T(2)T_2} e^{-\tau C_V(1)T_1 - \tau C_V(2)V_2}. \quad (3.14)$$

Here we use the shorthand notations $C_V(1) = C_V(\Omega_1)$, $C_T(2) = C_T(\Omega_2)$, etc.. To implement (3.14), let

$$\psi(x, y) = \frac{1}{\sqrt{2\pi}} \int dp_x \psi(p_x, y) e^{ip_x x}, \quad (3.15)$$

$$\psi(p_x, y) = \frac{1}{\sqrt{2\pi}} \int dx \psi(x, y) e^{-ip_x x}, \quad (3.16)$$

and

$$\begin{aligned} \psi(x, p_y) &= \frac{1}{\sqrt{2\pi}} \int dy \psi(x, y) e^{-ip_y y}, \\ &= \frac{1}{2\pi} \int dy dp_x \psi(p_x, y) e^{ip_x x - ip_y y}. \end{aligned} \quad (3.17)$$

The operators T_1 and V_2 are diagonal in the representation $\psi(p_x, y)$ and T_2 and V_1 are diagonal in the representation $\psi(x, p_y)$. In practice, $\psi(x, y)$ is discretized as an $N \times N$ complex array and its Fourier transform is computed using the discretized FFT. Thus the exact algorithm consists of four steps:

1. Compute the forward N -1D transform $\psi(p_x, y)$ from $\psi(x, y)$ and multiply $\psi(p_x, y)$ grid-point by grid-point by $e^{-\tau C_V(1)T_1 - \tau C_V(2)V_2}$, where T_1 and V_2 are now understood to be functions of p_x and y .
2. Compute the 2D transform $\psi(x, p_y)$ from the updated $\psi(p_x, y)$ and multiply $\psi(x, p_y)$ by $e^{-\tau C_T(1)V_1 - \tau C_T(2)T_2}$, where V_1 and T_2 are now functions of x and p_y .
3. Compute the inverse 2D transform from the updated $\psi(x, p_y)$ back to $\psi(p_x, y)$ and multiply $\psi(p_x, y)$ by $e^{-\tau C_V(1)T_1 - \tau C_V(2)V_2}$.
4. Compute the backward N -1D transform from the updated $\psi(p_x, y)$ back to $\psi(x, y)$.

Thus the algorithm can be implemented with only three 2D-FFT. (One 2D-transform = $2N$ 1D-transforms.) This is only one 2D-FFT more than solving the non-rotational case.

IV. SOLVING THE GROSS-PITAEVSKII EQUATION

Denoting now the entire rotating trap Hamiltonian (3.8) as the operator

$$T = T_1 + V_1 + T_2 + V_2, \quad (4.1)$$

the corresponding 2D Gross-Pitaevskii equation is

$$(T + g|\psi|^2)\psi(x, y) = \mu\psi(x, y). \quad (4.2)$$

The condensate ground state can be projected out by imaginary time evolution:

$$\psi_0 \propto \lim_{\tau \rightarrow \infty} \psi(\tau) = \lim_{\tau \rightarrow \infty} e^{-\tau[T+V(\tau)]+\tau\mu}\psi(0). \quad (4.3)$$

The chemical potential μ is determined by preserving the wave function's normalization to unity. This will be taken for granted and this term will be ignored in the following discussion. Since $\psi(\tau)$ is time-dependent, we have explicitly indicated that the Gross-Pitaevskii potential

$$V(\tau) = g|\psi(\tau)|^2, \quad (4.4)$$

is also time-dependent.

In general, to solve (4.3) by factorization algorithms, one must apply rules of time-dependent factorization^{16,22}: *the time-dependent potential must be evaluated at an intermediate time equal to the sum of time steps of all the T operators to its right*. For example, the first order algorithm 1A is

$$\psi(\Delta\tau) = e^{-\Delta\tau T} e^{-\Delta\tau V(0)} \psi(0) \quad (4.5)$$

and the first order algorithm 1B is

$$\psi(\Delta\tau) = e^{-\Delta\tau V(\Delta\tau)} e^{-\Delta\tau T} \psi(0). \quad (4.6)$$

While algorithm 1A is straightforward, 1B requires that the potential be determined from the wave function to be computed. This self-consistency condition can be solved by simple iterations, described below.

In contrast to real time propagation, the wave function in imaginary time converges quickly to an *approximate* ground state depending on $\Delta\tau$ and produces a $\psi(\Delta\tau)$ that differs from $\psi(0)$ only by a normalization constant. *Thus after some initial iterations, the normalized $g|\psi(\Delta\tau)|^2$ is independent of τ and can be replaced by $g|\psi(0)|^2$.* This replacement can be justified only at small $\Delta\tau$ when the approximate wave function is close to the exact ground state and is unchanging in time. (For real time propagation, the wave function is always changing with time, and one cannot justify this replacement even at small Δt .) At larger $\Delta\tau$, the approximate ground state may not be a discrete bound state and the algorithm may fail catastrophically. Thus if one approximates $g|\psi(\Delta\tau)|^2$ by $g|\psi(0)|^2$ in (4.6), then the algorithm is still first order, but only at very small $\Delta\tau$. We shall refer to this version of the algorithm as 1B0. For first-order algorithms, self-consistent iterations are not needed because $\Delta\tau$ has to be very small in any case for these algorithms to be close to the exact result (see below). Self-consistency is a concern only when one is interested in enlarging the step-size convergence of higher order algorithms.

We define the second order algorithm 2A as

$$\psi(\Delta\tau) = e^{-\frac{1}{2}\Delta\tau V(\Delta\tau)} e^{-\Delta\tau T} e^{-\frac{1}{2}\Delta\tau V(0)} \psi(0) \quad (4.7)$$

and algorithm 2B as

$$\psi(\Delta\tau) = e^{-\frac{1}{2}\Delta\tau T} e^{-\Delta\tau V(\Delta\tau/2)} e^{-\frac{1}{2}\Delta\tau T} \psi(0). \quad (4.8)$$

Similarly, one can replace $g|\psi(\Delta\tau)|^2$ by $g|\psi(0)|^2$ in algorithm 2A without affecting its quadratic convergence at very small $\Delta\tau$. We shall refer to this version of the algorithm as 2A0. Algorithm 2B requires two executions of the exact algorithm (3.14) for similar convergence, which is less efficient. We therefore did not implement algorithm 2B.

Fig. 1 shows the convergence of algorithm 1A and 1B0 for the chemical potential μ . Both are very linear at small $\Delta\tau$. The calculation is done for $\delta = 0.5$, $\Omega = 0.5$, and $g = 50$. This choice corresponds to sizable anisotropy, rotation, coupling strength and not close to any particular limit. The calculation uses 64^2 grid points over a 14^2 harmonic length square centered on the origin. Changing the grid size to 128^2 only changes the stable results in the fifth or sixth decimal place. The ground state wave function is nearly converged by $\tau = 2$. The chemical potential shown is calculated at $\tau = 10$. Note that the linear convergence line for 1B0 fails abruptly at $\Delta\tau \approx 0.15$. Since algorithm 2A0 is just running algorithm 1A first followed by 1B0 at half the time-step size, the convergence failure of 1B0 accounts for the failure of algorithm 2A0 near $\Delta\tau \approx 0.3$. Both algorithm 1A and 1B0 require an exceedingly small $\Delta\tau$ (< 0.001) to produce an accurate value of μ . Even algorithm 2A0 requires $\Delta\tau$ to be ≈ 0.05 .

To see the effect of time-dependent factorization, we also implemented 2A in the form (4.7) with self-consistent iterations. The required consistency equation is of the form

$$\psi = e^{-b|\psi|^2} \phi, \quad (4.9)$$

where $b = c\Delta\tau g$ for some coefficient c and ϕ is the intermediate wave function prior to the evaluation of the potential term. Consistency can be achieved by iterating,

$$\psi_{n+1} = e^{-b|\psi_n|^2} \phi, \quad (4.10)$$

with $\psi_1 = \phi$, provided that one normalizes ψ_n before computing $|\psi_n|^2$. This iteration converges only for sufficiently small $\Delta\tau$ and diverges otherwise. For sufficiently small $\Delta\tau$, it is enough to iterate 2 to 4 times. More iterations only improves the convergence marginally and not worth the additional effort. Fig. 1 shows the convergence of algorithm 2A with 3 iterations, which we have denoted as 2A03. The convergence instability is now postponed to beyond $\Delta\tau = 0.5$. However, since 2A03 does not yield μ accurately until $\Delta\tau \approx 0.05$, these self-consistent iterations are a wasted effort even for a second order algorithm. One may as well just use 2A0.

Similarly, if one is interested only in a second order algorithm, there is also no need to implement the exact harmonic oscillator density matrix. A simple second order decomposition of both the anisotropic harmonic oscillator and the GP potential is sufficient. These refinements are only needed for a fourth order algorithm.

V. FORWARD FOURTH-ORDER ALGORITHMS

It is well known from studies of symplectic integrators that factorizations of the form (4.5) to (4.8) can be generalized to higher order in the form^{23,24,25,26,27,28,29,30}

$$e^{-\Delta\tau(T+V)} = \prod_i e^{-a_i \Delta\tau T} e^{-b_i \Delta\tau V}, \quad (5.1)$$

with coefficients $\{a_i, b_i\}$ determined by the required order of accuracy. However, as first proved by Sheng³¹ and made explicit by Suzuki³², beyond second order, any factorization of the form (5.1) *must* contain some negative coefficients in the set $\{a_i, b_i\}$. Goldman and Kaper³³ later proved that any factorization of the form (5.1) must contain at least one negative coefficient for *both* operators. Since a negative time step for the kinetic energy operator will result in an unbound and unnormalizable wave function, no such factorization scheme can be used to evolve the imaginary time Schrödinger equation, including the Gross-Pitaevskii equation. To go beyond second order, one must use *forward* factorization schemes with only positive factorization coefficients^{14,15,16}. These forward algorithms are currently the only fourth order algorithms possible for solving time-irreversible equations with a diffusion kernel^{10,11} and have been applied successfully in solving the imaginary time Schrödinger equation^{12,13}. Here, we will show that they also yield highly accurate fourth order algorithms for solving the Gross-Pitaevskii equation.

To minimize the appearance of T , as in Ref. 13, we will implement forward algorithm 4A,

$$\psi(\Delta\tau) = e^{-\frac{1}{6}\Delta\tau V(\Delta\tau)} e^{-\frac{1}{2}\Delta\tau T} e^{-\frac{2}{3}\Delta\tau \tilde{V}(\Delta\tau/2)} e^{-\frac{1}{2}\Delta\tau T} e^{-\frac{1}{6}\Delta\tau V(0)} \psi(0), \quad (5.2)$$

with \tilde{V} given by

$$\tilde{V} = V + \frac{\Delta\tau^2}{48} [V, [T, V]]. \quad (5.3)$$

Despite the seeming complexity of T as defined by the Hamiltonian (3.8), we have remarkably,

$$[V, [T, V]] = \left(\frac{\partial V}{\partial x}\right)^2 + \left(\frac{\partial V}{\partial y}\right)^2. \quad (5.4)$$

Thus the midpoint effective potential is

$$\tilde{V}(\Delta\tau/2) = g|\psi(\Delta\tau/2)|^2 + \frac{\Delta\tau^2 g^2}{48} \left[\left(\frac{\partial |\psi(\Delta\tau/2)|^2}{\partial x}\right)^2 + \left(\frac{\partial |\psi(\Delta\tau/2)|^2}{\partial y}\right)^2 \right]. \quad (5.5)$$

The partial derivatives can be computed numerically¹² by use of finite differences or FFT. Since the FFT derivative converges exponentially with grid size, the use of FFT derivative is preferable when the system can be made periodic. In the case with bound state wave functions, this can be done by extending the grid size so the wave function is essentially zero near the grid edge.

To implement this fourth order algorithm, we can again replace $\psi(\Delta\tau/2)$ everywhere by $\psi(0)$. We will refer to this as algorithm 4A0. Its convergence is shown in Fig. 2. We have retained some first and second order results

for comparison. Aside from its abrupt departure at $\Delta\tau \approx 0.3$, its convergence is remarkably flat. All the results at $\Delta\tau < 0.3$ differ only in the fifth decimal place.

We can also improve the convergence by iterating the final wave function $\psi(\Delta\tau)$ and make it consistent with $V(\Delta\tau)$. The results from iterating 3 and 4 times are denoted by 4A03 and 4A04 respectively. Iterating the wave function 3 times extends the convergence out to $\Delta\tau = 0.8$. Algorithm 4A03 can achieve the result produced by 2A0 at $\Delta\tau$ nearly 30 times as large. Iterating the wave function 4 times causes the algorithm to fail earlier, although still better than 4A0. Even algorithms 4A0 and 4A04 can achieve results of 2A0 at time-steps approximately 10 and 20 times as large.

To implement the time-dependent factorization scheme (5.2) more precisely, we evolve the midpoint wave function $\psi(\Delta\tau/2)$ from $\psi(0)$ by a second order algorithm 2A02 and iterated the final wave function $\psi(\Delta\tau)$ twice for consistency. We denote this algorithm as 4A22. We can also evolve the midpoint wave function by 2A03 and iterate the final wave function 3 times. We denote this as algorithm 4A33. It is sufficient to compute the midpoint wave function to second order because the the gradient potential is being multiplied by $(\Delta\tau)^2$. Both 4A22 and 4A33 have much smoother convergence behavior than 4A0n type algorithms, but increasing the number of iterations does not necessarily further improve the convergence.

As pointed out in Ref. 12, when the eigenfunction converges as

$$\psi = \psi_0 + O(\Delta\tau^n), \quad (5.6)$$

the eigenvalue converges as

$$E = E_0 + O(\Delta\tau^{2n}). \quad (5.7)$$

In Fig. 3, we compare the convergence of the GP ground state energy

$$E = \int \psi^* (T + \frac{1}{2}g|\psi|^2) \psi d^2\mathbf{r} / \int |\psi|^2 d^2\mathbf{r}. \quad (5.8)$$

All the fitted lines are of the monomial form

$$E - E_0 = C\Delta\tau^n. \quad (5.9)$$

Algorithms 1A and 1B0 yielded near-identical quadratic convergence. Algorithm 2A0 can be fitted very well with a fourth order monomial as shown. Algorithm 4A0 and 4A4 failed too abruptly to show a smooth trend, but 4A03 can be well fitted with an eighth order monomial. Algorithms 4A22 and 4A33 are also eighth order (and nearly indistinguishable), but with a coefficient $C \approx 30$ times smaller than that of 4A03.

The computational effort required by each algorithm is essentially that of evaluating the exact algorithm (3.14), which uses 3 2D-FFT. Since 1A, 1B0, and 2A0 all use the exact algorithm once, the second order algorithm 2A0 is clearly superior. Algorithms 4A0n requires two evaluations of the exact algorithm plus the gradient potential. The gradient potential, if done by FFT, requires 2 2D-FFT. Thus algorithm 4A0n requires 8 2D-FFT, which is $8/3 \approx 3$ times the effort of algorithm 2A0. Since algorithm 4A0 converges much better than 2A0 at time-steps more than three times as large, the class of 4A0n algorithm is clearly more efficient. This efficiency is especially evident if higher accuracy is required. The fully implemented algorithms 4Ann use the second order algorithm to evaluate midpoint wave function and is therefore ≈ 4 time the effort of 2A0. Looking at Fig. 2, algorithms 4Ann clearly converge better than 2A0 even at time-steps four times as large. Note that the first and second order algorithms are basically similar, whereas all fourth order algorithm are qualitatively distinct. The second-order algorithm is not an order-of-magnitude better than a first-order algorithm, whereas all fourth-order algorithms are an order-of-magnitudes better than the second-order algorithm.

This advantage of fourth order algorithms is accumulative. For example, one can quickly evolve into the ground state by use of large time steps. As stated earlier, the GP ground state can be obtained at $\tau = 2$. Using algorithm 4A03 at $\Delta\tau = 0.8$, one can get there in three iterations. Algorithm 2A0 would have taken 60 iterations at $\Delta\tau \approx 0.04$.

VI. CONCLUSIONS AND FUTURE DIRECTIONS

In this work we have derived a number of fourth order algorithms and demonstrate their fourth order convergence in solving the GP equation in a rotating, anisotropic harmonic trap. These fourth order algorithms, based on forward factorization schemes, are the only class of factorization algorithms possible for solving evolution equations with a diffusion kernel. Our use of the time-dependent factorization rule provided a systematic way of solving the *nonlinear* GP equations and can be generalized to solve similar nonlinear equation such as the Hartree-Fock and the Kohn-Sham

equation. These fourth order algorithms are particularly efficient in solving for the ground state by use of large time steps. In contrast to other algorithms, generalizing these algorithms to 3D is very transparent, just need to replace 2D-FFT everywhere by 3D-FFT. Physical results obtained by applying these algorithms will be presented elsewhere.

The problem solved in this work is the ground state of

$$H = H_x + H_y + V(x, y, \tau) \quad (6.1)$$

where $V(x, y, \tau)$ is the GP potential (4.4) and

$$H_x = \frac{1}{2}p_y^2 + \frac{1}{2}(1 + \delta)x^2 - \Omega xp_y, \quad (6.2)$$

$$H_y = \frac{1}{2}p_x^2 + \frac{1}{2}(1 - \delta)y^2 + \Omega yp_x. \quad (6.3)$$

The Hamiltonian fundamentally has three operators, which are diagonal in (x, y) , (x, p_y) and (p_x, y) . By solving the density matrix of

$$T = H_x + H_y \quad (6.4)$$

exactly via algorithm (3.14) we have reduced the Hamiltonian to a two-operator problem. This is a tremendous simplification and has allowed us to derive very compact fourth-order algorithms with excellent large time-step convergence. They are no more difficult to implement than second order algorithms. If we do not have the exact density matrix, then we would have to approximate each occurrence of $e^{-\frac{1}{2}\Delta\tau T}$ in (5.2) to fourth order, resulting in a much more complex algorithm.

By solving the rotating harmonic oscillator exactly, the current algorithms also inherited its limitations. As alluded to in Section III, the rotating harmonic trap becomes unstable at $\Omega_c = \sqrt{1 - \delta}$. Thus if we are to use the exact algorithm (3.14), we must require $\Omega < \Omega_c$. However, it is known^{34,35} that for $\delta < 1/5$ and g sufficiently large, the full GP equation can support “over-critical” rotation in the interval $\sqrt{1 - \delta} < \Omega < \sqrt{1 + \delta}$. For over-critical rotation, one must not prematurely impose the limitation of the rotating harmonic oscillator on the algorithm. This suggests that for over-critical rotation, one should not solve $H_x + H_y$ exactly but must factorize the full Hamiltonian (6.1) with three operators in some other ways. The excellent convergent results obtained in this work suggests that one should explore more deeply, ways of doing this to fourth order, and devise equally efficient algorithms for solving the GP equation at all values of Ω .

Acknowledgments

This work was supported in part, by a National Science Foundation grant (to SAC) No. DMS-0310580 and the Austrian Science Fund FWF (to EK) under project P15083-N08).

REFERENCES

-
- ¹ F. Dalfovo, S. Giorgini, L. Pitaevskii and S. Stringari, Rev. Mod. Phys. **71**, 463 (1999).
 - ² A. Fetter and A. Svidzinsky, J. Phys.: Condens. Matter **13**, R135 (2001).
 - ³ A. Fetter, B. Jackson and S. Stringari, Phys. Rev. **A71**, 013605 (2005).
 - ⁴ T. R. Taha and M. J. Ablowitz, J. Comput. Phys. **55**, 203 (1984).
 - ⁵ B. Jackson, J. F. McCann and C. S. Adams, J. Phys. **B 31**, 4489 (1998).
 - ⁶ C. M. Dion and E. Cancès, Phys. Rev. **E 67**, 046706 (2003).
 - ⁷ S. K. Adhikari and P. Muruganandam, J. Phys. **B 35**, 2831 (2002).
 - ⁸ P. A. Ruprecht, M. J. Holland, K. Burnett, and M. Edwards, Phys. Rev. **A 51**, 4704 (1995).
 - ⁹ A. D. Bandrauk and H. Shen, J. Phys. **A 27**, 7147 (1994).
 - ¹⁰ H. A. Forbert and S. A. Chin, Phys. Rev. **E 63**, 016703 (2001).
 - ¹¹ H. A. Forbert and S. A. Chin, Phys. Rev. **B 63**, 144518 (2001).
 - ¹² J. Auer, E. Krotscheck, and S. A. Chin, J. Chem. Phys. **115**, 6841 (2001).
 - ¹³ O. Ciftja and S. A. Chin, Phys. Rev. **B 68**, 134510 (2003).
 - ¹⁴ M. Suzuki, *Computer Simulation Studies in Condensed Matter Physics VIII*, eds, D. Landau, K. Mon and H. Shuttler (Springler, Berlin, 1996).
 - ¹⁵ S. A. Chin, Phys. Lett. **A226**, 344 (1997).
 - ¹⁶ S. A. Chin and C. R. Chen, J. Chem. Phys. **117**, 1409 (2002).

- ¹⁷ S. A. Chin, and C. R. Chen, "Forward Symplectic Integrators for Solving Gravitational Few-Body Problems", arXiv, astro-ph/0304223, in press, Cele. Mech. and Dyn. Astron.
- ¹⁸ M. Edwards *et al.*, Phys. Rev. **A53**, R1950 (1996).
- ¹⁹ R. P. Feynman, *Statistical Mechanics -A set of Lectures*, Benjamin Advanced Book, Reading, MA, 1972.
- ²⁰ P. Ring and P. Schuck, "The Nuclear Many-Body Problem", P.133, Springer-Verlag, Berlin-NY (1980).
- ²¹ M.Ö. Oktel, "Vortex lattice of a Bose-Einstein Condensate in a rotating anisotropic trap", arXiv:cond-mat/0309613.
- ²² M. Suzuki, Proc. Japan Acad. **69**, Ser. B, 161 (1993).
- ²³ E. Forest and R. D. Ruth, Physica D **43**, 105 (1990).
- ²⁴ M. Creutz and A. Gocksch, Phys. Rev. Letts. **63**, 9 (1989).
- ²⁵ H. Yoshida, Phys. Lett. **A150**, 262 (1990).
- ²⁶ H. Yoshida, Celest. Mech. **56** (1993) 27.
- ²⁷ R. I. McLachlan, SIAM J. Sci. Comput. **16**, 151 (1995).
- ²⁸ M. Suzuki, Phys. Lett. **A146**, 319 (1990); **165**, 387 (1992).
- ²⁹ R. I. McLachlan and G. R. W. Quispel, Acta Numerica, **11**, 241 (2002).
- ³⁰ *Geometric Numerical Integration*, by E. Hairer, C. Lubich, and G. Wanner, Springer-Verlag, Berlin-New York, 2002.
- ³¹ Q. Sheng, IMA Journal of numerical analysis, **9**, 199 (1989).
- ³² M. Suzuki, J. Math. Phys. **32**, 400 (1991).
- ³³ D. Goldman and T. J. Kaper, SIAM J. Numer. Anal., **33**, 349 (1996).
- ³⁴ A. Recati, F. Zambelli and S. Stringari, Phys. Rev. Letts. **86**, 377 (2001).
- ³⁵ P. Rosenbusch *et al.*, Phys. Rev. Letts. **88**, 250403 (2002).

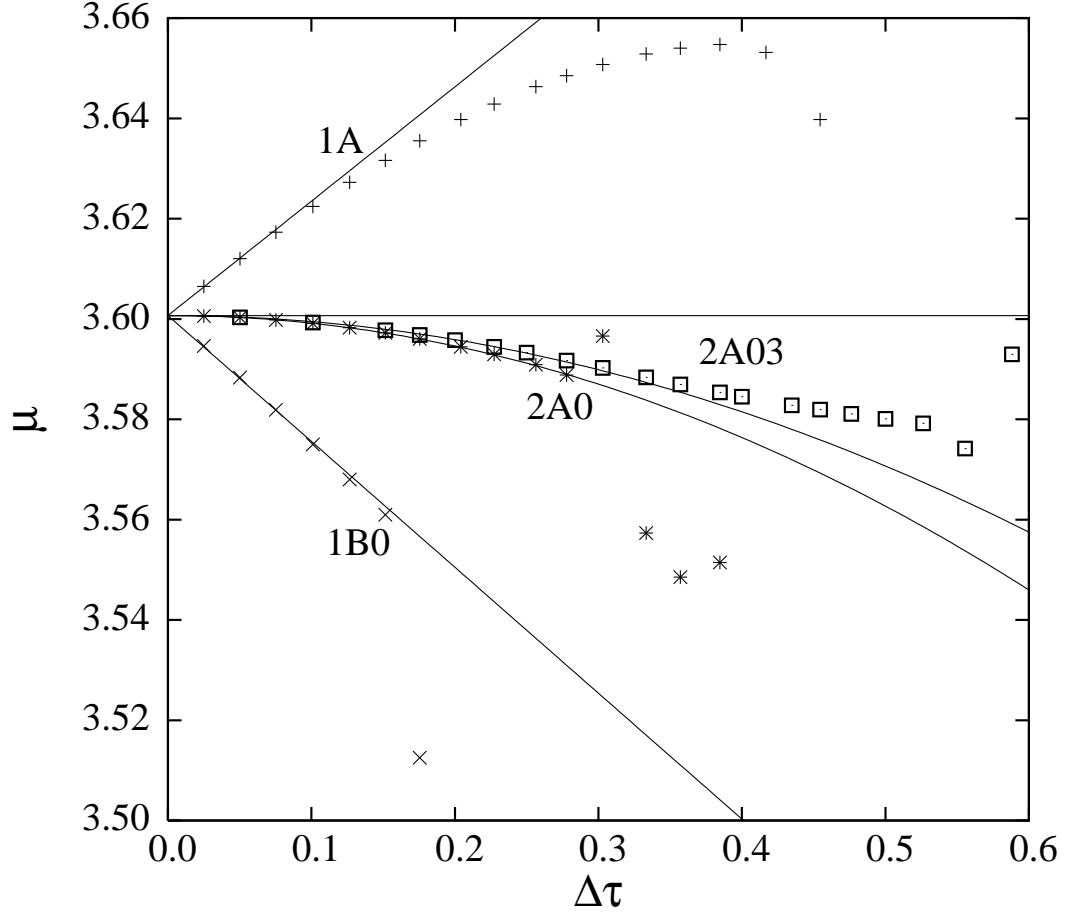


FIG. 1: Comparing the convergence of first and second-order algorithms in computing the chemical potential of the Gross-Pitaevskii equation in a rotating anisotropic trap. The lines are fitted curves to demonstrate the order of convergence of each algorithm. The discontinuity of data points in algorithms 1B0 and 2A0 is due to the onset of instability at large step sizes. The instability is postponed to $\Delta\tau \approx 0.5$ by 3 self-consistent iterations in 2A03.

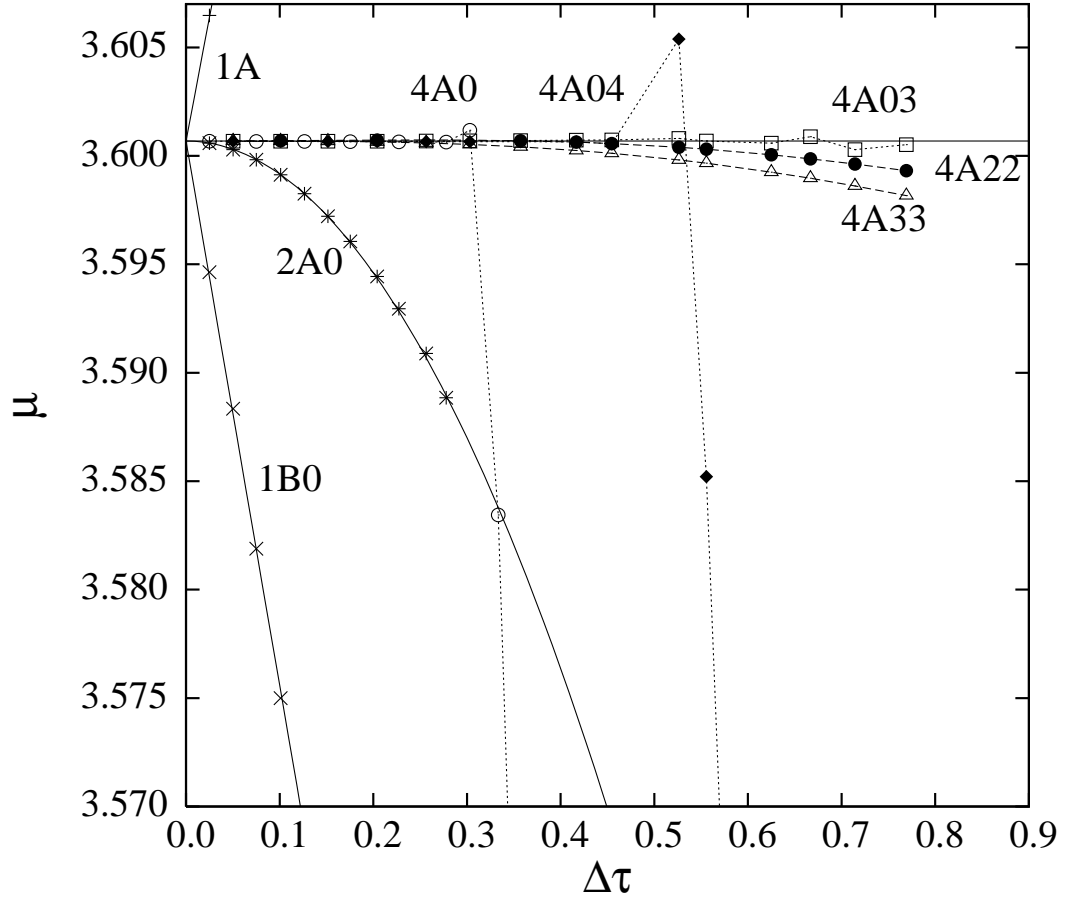


FIG. 2: Comparing the convergence of fourth-order algorithms in computing the chemical potential of the Gross-Pitaevskii equation in a rotating trap. Algorithms 4A0 (circles) and 4A04 (solid diamonds) are unstable beyond $\Delta\tau \approx 0.3$ and 0.45 respectively. Algorithm 4A03 (squares) is stable out to ≈ 0.8 . Algorithm 4A22 (solid circles) and 4A33 (triangles) are both stable and showed excellent fourth order convergence.

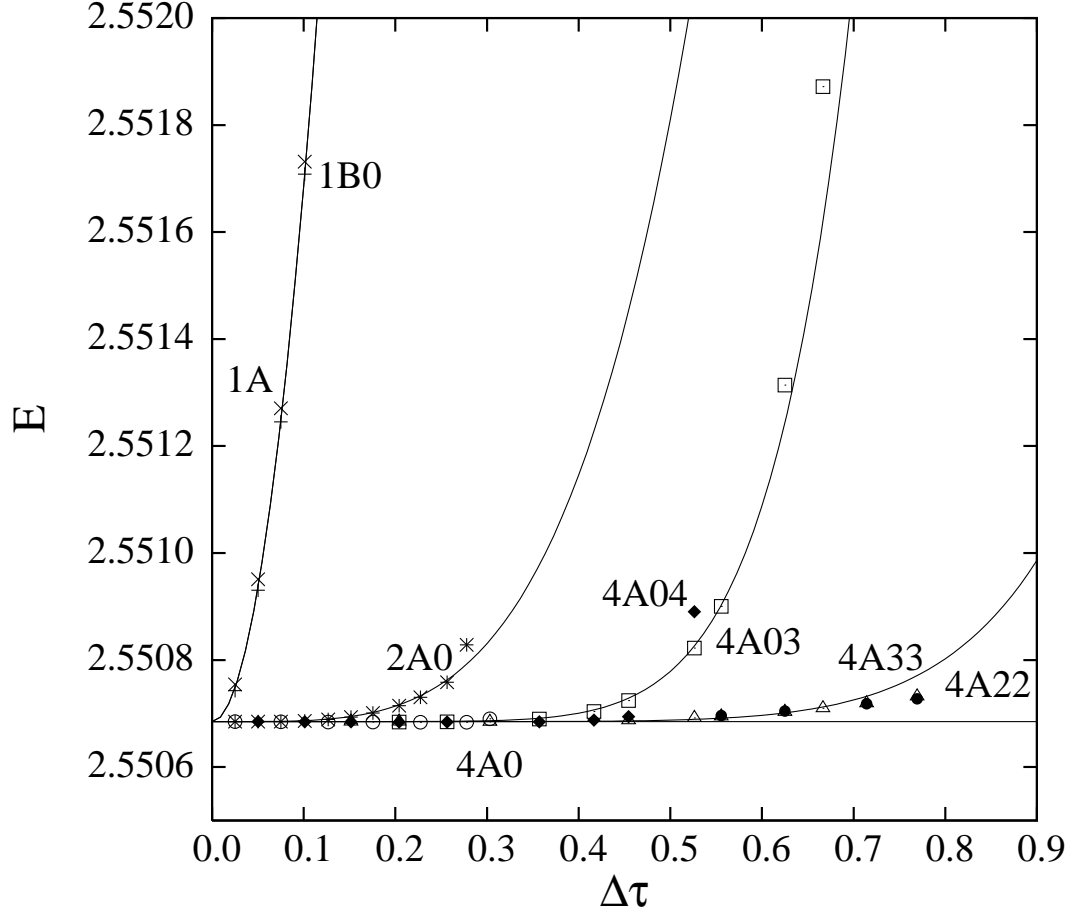


FIG. 3: Comparing the convergence of various algorithms in computing the ground state energy of the GP equation. The ground state energy converges at double the order of the chemical potential. Both first order results showed near-identical quadratic convergence. The second order result (asterisks) is indeed fourth order and 4A03 (squares), 4A22 (solid circles) and 4A33 (triangles) are eighth order. The latter two results are nearly indistinguishable and is fitted with only one curve. Results for 4A0 (circles) and 4A04 (solid diamonds) cannot be fitted because instability sets in abruptly at $\Delta\tau \approx 0.3$ and 0.45 respectively.