

DNA Elasticity : Topology of Self-Avoidance

Joseph Samuel, Supurna Sinha and Abhijit Ghosh

Harish Chandra Research Institute,

Chhatnag Road, Jhansi, Allahabad 211 019, India

and

Raman Research Institute,

Bangalore 560080, India.

Abstract

We present a theoretical treatment of DNA stretching and twisting experiments, in which we discuss global topological subtleties of self avoiding ribbons and provide an underlying justification for the worm like rod chain (WLRC) model proposed by Bouchiat and Mezard. Some theoretical points regarding the WLRC model are clarified: the writhe of open curves and the use of an adjustable cutoff parameter to “regularise” the model. Our treatment brings out the precise relation between the worm like chain (WLC), the paraxial worm like chain (PWLC) and the WLRC models. We describe the phenomenon of “topological untwisting” and the resulting collapse of link sectors in the WLC model and note that this leads to a free energy profile *periodic* in the applied link. This periodicity disappears when one takes into account the topology of self avoidance or at large stretch forces (paraxial limit). We propose a new class of experiments to probe the continuous transition between the periodic and aperiodic behavior of the free energy.

PACS numbers: 82.37.-j, 36.20.-r, 87.15.-V

Typeset using REVTeX

I. INTRODUCTION

Motivated by experiments [1,2] in which single DNA molecules are stretched and twisted to measure their elastic properties, Bouchiat and Mezard (BM) [3] have proposed the Worm Like Rod Chain (WLRC) model, which gives a fair fit to the experimental data. However, several theoretical aspects of the WLRC model remain unclear, as evidenced by recent letters in PRL [4,5]. One issue is how one defines the writhe of open curves. Other points of dispute are BM's use of a local Fuller writhe formula (as opposed to the non-local Calagereanu-White formula) and the need for a phenomenologically introduced cutoff parameter, which has to be adjusted to fit the data. The theoretical issues raised by the experiments of [2] are surprisingly subtle. The purpose of this paper is to clarify these issues: we show that these questions are related to the *topology* of self avoidance. This paper is structured as follows: we first describe the experimental setup and summarize the experimental data. We then explain the problem that we address, which concerns a global topological subtlety in the configurations of ribbons. In resolving the problem we point out the connection between the Worm Like Chain (WLC) [6], the Paraxial Worm Like Chain (PWLC) and the Worm Like Rod Chain (WLRC) models. We propose an experiment which brings out the relation between the three models (WLC, WLRC and PWLC models) by continuously interpolating between them. We conclude the paper by comparing with previous work.

II. EXPERIMENTS

Micromanipulation techniques are now so sophisticated that experimenters can stretch and twist single DNA molecules to probe their elastic properties under a torsional constraint. In a typical experiment [2], one end of a single molecule of double stranded DNA is attached to a glass plate and the other to a magnetic bead. The glass plate is kept fixed and the bead is pulled by magnetic field gradients and rotated by magnetic fields. By such techniques the molecule is stretched and twisted by hundreds of turns and the extension of the molecule

is measured as a function of the number of turns applied to the bead for a fixed force [2]. Another experiment measures the torque-twist relation at fixed force [7] using a slightly different experimental technique. The length of the DNA molecule is typically about $20\ \mu m$, its thickness $2\ nm$ and the bead is about $4.5\ \mu m$ in diameter. In practice, this size of bead is adequate to prevent the molecule from untwisting by looping around the bead [4]. A typical experimental plot is shown in Ref. [2]. These curves are easy to understand qualitatively: as one twists the molecule, its extension progressively decreases as one can guess by playing with a cord or ribbon. Further twisting leads to buckling and the formation of twisted braids or “plectonemes” which are familiar on telephone cords. Electron micrographs [8] of DNA show branched polymeric structures which indicate the formation of supercoiled plectonemic structures.

To understand the experimental curves quantitatively more work is needed. Unlike telephone cords, DNA is seriously affected by thermal fluctuations and there are entropic effects to be accounted for. Several papers have already treated this problem [3,4,9,10]. The high force regime, which is amenable to perturbation theory about the taut polymer configuration is well understood [9,10]. In the low force regime where self-avoidance effects are appreciable [11], a consensus is still lacking and this is the primary focus of this paper.

III. THEORETICAL MODELS

To define a theoretical model we need to specify the allowed configurations \mathbf{C} of the polymer given the experimental constraints, write down a microscopic Hamiltonian or energy $E(\mathcal{C})$ for each configuration $\mathcal{C} \in \mathbf{C}$ and express the partition function as a sum over configurations with Boltzmann weight. All experimentally accessible quantities can be got from the partition function. The problem therefore is to calculate the partition function

$$Z(\vec{r}, Lk) = \sum_{\mathcal{C} \in \mathbf{C}} e^{-E(\mathcal{C})/k_B T} \quad (1)$$

where \vec{r} is the vector separation between the ends of the molecule, Lk is the number of times the bead has been turned (which could be fractional) and the summation appearing

in the expression for the partition function represents a sum over all allowed configurations of the polymer. $E(\mathcal{C})$ is an energy functional which assigns an energy $E(\mathcal{C})$ to each allowed configuration \mathcal{C} . Specification of the allowed configurations and this energy functional defines the model completely. The next step is to “solve” the model, *i.e.* deductively work out its experimental consequences. The objective is to confront theory with experiment and learn from the discrepancy as well as the agreement. Unfortunately, “solving” the model is not always a practical proposition even in idealised situations. Solvable theoretical models are therefore a valuable aid to understanding.

It is often convenient to deal with conjugate variables (B, \vec{f}) instead of (Lk, \vec{r}) and the Fourier-Laplace transform of the partition function. $\tilde{Z}(B, \vec{f}) = \int Z(Lk, \vec{r}) e^{-iBLk + \vec{f} \cdot \vec{r}} dLk d\vec{r}$. We shall restrict ourselves to the limit of long polymers (*i.e.* for a polymer of contour length L and persistence length L_P , $L/L_P \rightarrow \infty$). In this limit, the (B, \vec{f}) and (Lk, \vec{r}) ensembles are equivalent. This equivalence holds only in the limit of long polymers [12]. Another simplification that obtains for long polymers is that the boundary conditions (whether the tangent vector is clamped at the ends) become irrelevant. Within a few persistence lengths the polymer loses memory of the initial tangent vector and the partition function is dominated by bulk rather than boundary effects.

A twist storing polymer of length L is modelled [3,9] as a ribbon $\{\vec{x}(s), \vec{u}(s)\}$ where s , $0 \leq s \leq L$ is an arclength parameter along $\{\vec{x}(s)\}$. \vec{u} represents the “ribbon vector” and is required to satisfy $\vec{u} \cdot \vec{t} = 0$ where $\vec{t} = \frac{d}{ds} \vec{x}$. The ribbon is described as a family of curves $\vec{x}(s) + \epsilon \vec{u}(s)$, where $\vec{x}(s)$ is a curve and $\vec{u}(s)$ represents a slight (ϵ) thickening of it along $\vec{u}(s)$ with ϵ a small parameter. Let $\kappa(s) = |\frac{d}{ds} \vec{t}|$ be the curvature and $\Omega_3(s) = \vec{t} \cdot [\vec{u} \times \frac{d}{ds} \vec{u}]$, the twist of the ribbon. In the models we discuss, the energy $E(\mathcal{C})$ of a configuration \mathcal{C} is given by

$$E[\mathcal{C}] = 1/2 \int_0^L [A\kappa^2(s) + C\Omega_3^2(s)] ds, \quad (2)$$

where A is the bending modulus and C the twist modulus. Other terms can be added as in [9] with more parameters, but these are not necessary for our purposes.

In order to compute the partition function $Z(\vec{r}, Lk)$, at fixed link Lk and extension \vec{r} , we need to specify \mathbf{C} , the allowed configurations of the polymer. This is what distinguishes the different models we now describe. In all the models we consider here, the polymer must extend from $\vec{0}$ to \vec{r} and have link Lk . In addition, there may be further constraints which define the model and such constraints can alter the *topology* of the configuration space and *qualitatively* alter the predictions of the theoretical model. An important principle to bear in mind is that in Eq. (1), one should only sum over a *single* topological class [13]. Thermal agitation makes the polymer explore different configurations. But since these agitations only cause continuous changes, the polymer will remain in a single topological class. We should therefore sum over all configurations in a *single* topological class and not sum over distinct topological classes. Once this principle is understood and consistently applied, we find that the theoretical picture becomes much clearer.

(a) Worm like chain (WLC): In this model no further constraints are imposed on $\vec{x}(s)$. Thus the polymer is allowed to intersect itself. While the set of self-intersecting configurations may be of small measure in the configuration space \mathbf{C}_a , such configurations profoundly affect the topology of the configuration space. For, a WLC polymer can release link two units at a time by passing through itself. This “topological untwisting” results in a collapse of link sectors. All link values differing by 2 are in the same topological sector and one has to sum $Z(\vec{r}, Lk)$ over Lk classes differing by 2. This model has been treated in ([13]) and leads to a partition function which is periodic in Lk with period two. This *periodicity* is clearly at variance with the *aperiodicity* seen in the experimental curves [2], where as we mentioned before, the extension progressively decreases as the bead is turned hundreds of times. The discrepancy between the WLC model and experimental data is clearly due to not taking into account the *topological* effects of self avoidance.

However, there is a limit (the paraxial worm like chain (PWLC)) of the WLC model which yields an *aperiodic* free energy profile. In the high tension regime, (large force or $|\vec{r}|$ comparable to the contour length L), the polymer is essentially straight between its ends and the tangent vector \hat{t} only makes small deviations from the direction \hat{z} of the applied

force, which we call the north pole (of the sphere of tangent directions). In this regime, one can do perturbation theory and approximate the sphere of directions by the tangent plane at the north pole. This defines the

(b) Paraxial worm like chain (PWLC): the tangent vector $\hat{t} = \frac{d\vec{x}}{ds}$ must be near \hat{z} , the direction of the applied force *i.e.* $\hat{t} \sim \hat{z}$.

The PWLC model has been treated in [9] and a simple analytic form for the writhe distribution is given in [10]. In this model, the polymer cannot release link by passing through itself since the high force prevents the molecule from looping back on itself to release link. However, this model only works in the limit of large forces (theoretically, infinite) and does not address the low force regime, which is experimentally accessible. In order to prevent the polymer from releasing link at low forces by passing through itself, one would like to impose a condition preventing the polymer from intersecting itself. This defines the

(c) Self-Avoiding Worm Like Chain (SAWLC): the configurations must be self avoiding:

$$\vec{x}(s) \neq \vec{x}(s'), \quad (3)$$

for $s \neq s'$. However, even this condition (3) is not sufficient to prevent topological untwisting. The experiments reported in [2] study the elastic properties of *linear* DNA molecules, not circular ones. So we need to address the issue of modelling open ribbons. Open ribbons again need careful handling because of *topological untwisting*: an open ribbon can untwist itself by two turns even in model (c) by going around its end and thus can change its link Lk by 2. Consequently, a configuration with a link Lk is in the same topological class as a configuration with link $Lk + 2$ and we once again get a collapse of Lk sectors leading to a periodic partition function [13]:

$$Z(\vec{r}, Lk + 2) = Z(\vec{r}, Lk).$$

In real experiments, there *is* an obstruction to releasing two units of link by going around the ends: the size of the magnetic bead is large enough to prevent topological untwisting of

the polymer over the duration of the experiment. To model this obstruction to topological untwisting we close the open ribbon with a reference ribbon that goes through the bead, makes a large fixed circuit and returns to meet the polymer at the glass slide. We require that the reference ribbon and the real ribbon together form a simple (i.e non-self-intersecting) closed ribbon. (Note that we can allow for a fractional link by permitting a discontinuity in the ribbon vector \hat{u} at $s = L$: $\hat{u}(L - \epsilon) = R\hat{u}(L + \epsilon)$ where R represents a rotation about \hat{t} and ϵ is a small parameter.) The condition of simplicity keeps the real ribbon from going around its ends and effectively constrains the applied link. It is understood, that when we sum over polymer configurations, we only sum over configurations in which the real polymer is changed. This is the “active part” of the polymer, as opposed to the “passive” reference ribbon which is *not* summed over. The self avoiding worm like chain is defined by allowing all configurations which do not intersect themselves or the reference ribbon. This configuration space is called \mathbf{C}_c .

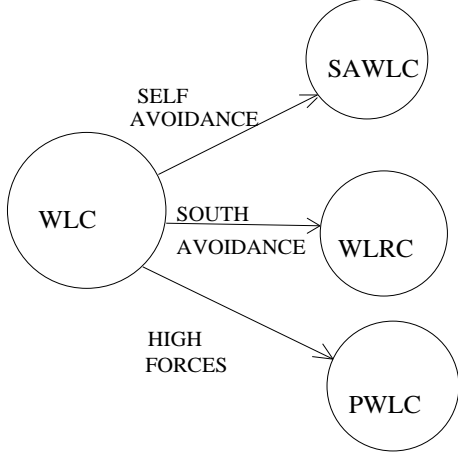
As we mentioned before, this model is not tractable analytically. Ideally we would like to work with \mathbf{C}_c and sum over (the active parts of) all simple (i. e. non self-intersecting) closed ribbons extending from $\vec{0}$ to \vec{r} (and returning to $\vec{0}$ along a reference curve) with fixed Lk . However, the constraint of simplicity (or self-avoidance) is far from simple to handle! The constraint is non-local in the arc-length parameter s and is hard to implement analytically [11]. This has led Bouchiat and Mezard [3] to propose a new model which they call the Worm like rod chain (WLRC).

(d) Worm Like Rod Chain (WLRC) : is defined by imposing the additional constraint on the WLC configuration space \mathbf{C}_a that the tangent vector \hat{t} must nowhere point south $\hat{t} \neq -\hat{z}$. Recall that the force is applied in the z direction, which we call north. Unlike the self avoidance constraint, the “south avoidance” constraint is local in the arc length parameter s . As a result, the model is amenable to semi-analytic treatment. The authors of [3] enforce the constraint by using a repulsive potential at the south pole of the sphere of directions. The width of this potential is ϵ , which serves as a cutoff. This model gives an aperiodic free energy profile and a very good fit to the experimental data after the

cutoff is suitably adjusted. While the WLRC model does agree with the data, its theoretical significance is not clear to many workers in the field (see the recent exchanges in PRL [4,5] over the significance of the cutoff and the writhe of open curves). The purpose of this paper is to explain the nature of the relationship between the WLC, the WLRC and the PWLC models, explore different regimes of the elasticity of twist storing polymers and note that one can continuously interpolate between them in experimental situations.

To summarize, the self avoiding Worm Like Chain (SAWLC (c)), the paraxial worm like chain (PWLC (b)) and the Worm Like Rod Chain (WLRC (d)) emerge by placing additional constraints on the Worm Like Chain WLC model (a) [13]. One important qualitative feature that distinguishes WLC from the other models is the fact that WLC predicts a *periodic free energy* whereas the other models predict *aperiodic free energies*. In the WLC model the system is delocalized over Lk sectors. This can be visualized in terms of a periodic multiple well potential where the thermal energy is high enough for a particle to visit all wells (Fig. 2). From this point of view SAWLC, WLRC and PWLC are topologically and qualitatively similar and markedly different from the WLC model.

The topological differences between these various models can also be expressed in terms of the variable B conjugate to the applied link Lk variable. This conjugate variable B , can be interpreted as a magnetic field [3,10,13]. In the a) WLC model B has the interpretation of the field of a magnetic monopole located at the center of the sphere of tangent directions to the polymer [13] and the magnetic flux is quantized and this leads to a periodicity of the free energy. In the b) PWLC model, the excursions of the polymer are confined to the tangent plane at the north pole, and the magnetic field B is on a plane and therefore not quantised. As a result the free energy is not periodic in the link Lk . In the WLRC model, because of the constraint of south avoidance, B is defined on a sphere punctured at the south pole. Since the topology of the punctured sphere is identical (by stereographic projection) to that of the plane, there is no quantization condition just as in the PWLC model and again, this leads to an aperiodic free energy profile.



FIGURES

FIG. 1. The free energy of the WLC model has a periodicity (due to a collapse of Lk sectors) which can be removed by imposing self-avoidance or south-avoidance or large stretch forces. All these are different ways of separating the Lk sectors and preventing the “collapse of link sectors”.

IV. WREATHE AND WRITHE

In fact the right model to describe a real polymer under a torsional constraint would be c) the self-avoiding WLC (SAWLC) model which puts a constraint on the polymer passing through itself or the reference ribbon. However, as discussed earlier, such a model is hard to solve because of the non-locality of the constraint. We show below that the WLRC model captures some of the essential topological features of the SAWLC model and thus enables us to deal with a simpler and solvable model where the constraint reduces to a *local* one instead of a *non-local* one.

The central quantity of interest [Eq.1] is the partition function $Z(Lk)$ which is the sum over ribbon configurations with fixed link (Lk). White’s theorem [14] tells us that $Lk = Tw + Wr$, where the twist $Tw = \int \Omega_3(s) ds$ is the integral of the local twist $\Omega_3(s)$ along the curve. Writhe (Wr) is a quantity that only depends on the curve $\{\vec{x}(s)\}$ and not on the ribbon vector $\{\vec{u}(s)\}$ [11]. The problem thus neatly splits into two parts. The link distribution is the convolution of the twist distribution and the writhe distribution [3,10].

The twist distribution is a quadratic path integral and is easily evaluated. The problem that remains is to compute the writhe distribution. Thus the problem reduces from one defined on the space of ribbon configurations (\mathbf{C}) to one defined on the space of ribbon backbones ($\tilde{\mathbf{C}}$) or the space of curves. We can formally set the twist elastic constant to infinity ($C = \infty$, the molecule is impossible to twist) so that $Lk = Wr$ and then the Lk distribution is identical to the Wr distribution.

The writhe is a non-local quantity defined only on closed simple curves: Let s range over the entire length L_0 of the closed ribbon (real ribbon + reference ribbon) and let us consider $\vec{x}(s)$ to be a periodic function of s with period L_0 . Let $\vec{R}(s, \sigma) = \vec{x}(s + \sigma) - \vec{x}(s)$. $\vec{R}(s, \sigma)$ is non-vanishing for $\sigma \neq 0, L_0$ and the unit vector $\hat{R}(s, \sigma)$ is well-defined. It is easily checked that as $\sigma \rightarrow \{0, L_0\}$, $\hat{R} \rightarrow \{\hat{t}, -\hat{t}\}$ respectively. The Calagereanu-White writhe is given by

$$\mathcal{W}_{CW} = \frac{1}{4\pi} \oint_0^{L_0} ds \int_{0+}^{L_0-} d\sigma \left[\frac{d\hat{R}(s, \sigma)}{d\sigma} \times \frac{d\hat{R}(s, \sigma)}{d\sigma} \right] \cdot \hat{R} \quad (4)$$

The non-locality of \mathcal{W}_{CW} makes it difficult to handle analytically. However, the key point to note is that *variations* in \mathcal{W}_{CW} are *local* [15]. Let $\tilde{\mathcal{C}}(\tau)$ be a family of simple closed curves with writhe $\mathcal{W}_{CW}(\tau)$. Taking the τ derivative of Eq. (4) we find that the resulting terms can be rearranged to give

$$\frac{d\mathcal{W}_{CW}}{d\tau} = \frac{1}{2\pi} \oint_0^{L_0} \left[\frac{d\hat{t}}{ds} \times \frac{d\hat{t}}{ds} \right] \cdot \hat{t} ds \quad (5)$$

which clearly has the interpretation of the rate at which $\hat{t}(s, \tau)$ sweeps out a solid angle in the space of directions. Note that Eq.(5) is a *single* integral [3,16] and therefore a local, additive quantity. Changes of writhe can be expressed as a sum of the changes in the active parts of the curve and therefore, since the passive part is unchanged in the variation, the change in writhe is entirely due to the active part. Eq. 5 can be rewritten as:

$$\frac{d\mathcal{W}_{CW}}{d\tau} = \frac{1}{2\pi} \frac{d\Omega(\tau)}{d\tau} \quad (6)$$

where Ω is the solid angle enclosed by the oriented curve $\{\hat{t}(s) | 0 \leq s \leq L_0\}$ on the unit sphere of tangent directions as s goes from 0 to L_0 [11,13]. Note that Ω is only defined

modulo 4π : for a solid angle Ω to the left of the oriented curve $\hat{t}(s)$ is equivalent to a solid angle $(4\pi - \Omega)$ to the right. Integrating Eq. (6) we arrive at:

$$\mathcal{W}_{CW}(\tau) = \frac{1}{2\pi}\Omega - 1 + 2n \quad (7)$$

where n is an arbitrary integer. The additive constant comes from noticing that for a planar curve \mathcal{W}_{CW} is zero.

There *is* a quantity one can construct from the writhe which is well defined on *all* curves (not just simple ones)

$$w(\mathcal{C}) = \exp[i\pi\mathcal{W}_{CW}(\mathcal{C})] = -[\exp i\Omega/2]$$

is a complex number of modulus unity which we call the *wreathe*. From the geometric phase point of view (see the analogy developed in [13]) the wreathe is a very natural object to consider: it is simply the geometric phase of a spin half system in a magnetic field. When a curve is passed through itself, \mathcal{W}_{CW} jumps by 2, but the wreathe is unchanged. We can therefore smoothly extend w to all closed curves *including non-simple curves*. The wreathe can be exploited to give a local definition of writhe [15]. Writing the unit tangent vector as $\hat{t} = (\sin\theta\cos\phi, \sin\theta\sin\phi, \cos\theta)$, Ω can be written as $\int d\phi(1 - \cos\theta)$ for all curves for which the tangent vector never points towards the south pole of the sphere of tangent directions. We can therefore unambiguously define [3,16] a local writhe on such curves which we call “south avoiding curves”:

$$W_F = \frac{1}{2\pi} \int (1 - \cos\theta) \frac{d\phi}{ds} ds - 1.$$

$2\pi(1 + W_F)$ is equal to the solid angle swept out by the unique shorter geodesic connecting the tangent vector \hat{t} to the north pole. To summarise, \mathcal{W}_{CW} is defined on all self-avoiding curves, W_F on all south avoiding curves. On curves which are both south and self avoiding the two notions agree. When a curve passes through itself, \mathcal{W}_{CW} jumps by two and when the tangent vector to a curve swings through the south pole, W_F jumps by two units. The writhe is a real number which has *both* geometric and topological information. The topological part is the integer part of $\frac{W_F}{2}$ and the geometric part is the fractional part of $\frac{W_F}{2}$. The geometric

part is completely captured by wreathe but the topology is lost since wreathe is insensitive to changes in writhe by 2 units. From the definitions it is clear that on curves where these quantities are well defined,

$$-i \frac{w^{-1}}{\pi} \frac{dw}{d\tau} = \frac{dW_{CW}}{d\tau} = \frac{dW_F}{d\tau} \quad (8)$$

so changes in writhe are the same whether measured by W_{CW}, W_F or w . Note that w is well-defined on *all* curves.

Let us now apply these general topological ideas to understand the configuration space of the polymer ribbon. As stated earlier, we need to sum over a single topological sector of the configuration space. For a ribbon, this means summing over a single knot class K of the ribbon backbone $\tilde{\mathcal{C}}$ and a single link class Lk of the ribbon. So, in fact the true partition function $Z_K(\vec{r}, Lk)$ would depend not only on the extension and the link, but also the knot class of the ribbon backbone. Needless to say, this is a hopelessly intractable problem.

The constraint of self avoidance is a non-local constraint in s and very hard to implement in practice. Even in the pure bend model [17,18] one cannot handle this constraint and so one just gives up self avoidance and sums over all configurations. This is of course an approximation, but it seems to work well. Instead of evaluating (1) with $\tilde{\mathcal{C}}$ equal to simple curves in a single knot class K (for example, the trivial knot class) :

$$Z_K = \sum_{\mathcal{C} \in K} e^{-\beta E(\mathcal{C})} \quad (9)$$

we are effectively summing over knot classes and computing $Z = \sum_K Z_K$ since we are unable to impose self-avoidance. The resulting analysis still gives a reasonable account of the data [1,17].

In the case of twisting polymers, giving up self-avoidance has a more serious consequence. Giving up self avoidance leads not only to a collapse of knot sectors, but also link sectors separated by two units. This results in the periodic free energy of the WLC model. Giving up self avoidance drastically alters the topology of the configuration space. The main idea of [3] is to replace the notion of self avoidance by south avoidance. We observe that this

provides a topological obstruction to collapse of link classes. More precisely, let $\tilde{\mathcal{C}}_1$ and $\tilde{\mathcal{C}}_2$ be simple south avoiding curves in the same knot class. Let \mathcal{C}_1 and \mathcal{C}_2 be ribbons framing $\tilde{\mathcal{C}}_1$ and $\tilde{\mathcal{C}}_2$ respectively. Our main result is: If \mathcal{C}_1 and \mathcal{C}_2 are homotopic in self avoiding ribbons \mathbf{C}_c , they are also homotopic in south avoiding ribbons \mathbf{C}_d . Conversely, if they are homotopic in south avoiding ribbons, they are also homotopic in self avoiding ribbons.

Proof: To prove this, notice first that $\tilde{\mathcal{C}}_2$ can be continuously deformed [19] to $\tilde{\mathcal{C}}_1$ since they are in the same knot class. Consider a closed curve $\tilde{\mathcal{C}}(\tau)$ ($0 \leq \tau \leq 1$) in $\tilde{\mathbf{C}}_a$ which starts from $\tilde{\mathcal{C}}_1$ and returns to it: $\tilde{\mathcal{C}}(0) = \tilde{\mathcal{C}}(1) = \tilde{\mathcal{C}}_1$. If we now compute the wreath (which is defined on all curves) we find that as τ varies from 0 to 1, $0 \leq \tau \leq 1$, the wreath $w(\tau)$ describes a motion on the unit circle and returns to its starting point. The number of times $w(\tau)$ winds around the unit circle is given by

$$k = \frac{-i}{\pi} \int_0^1 w^{-1} dw / d\tau.$$

k measures i) the number of times (counted with sign) the polymer passes through itself ii) the number of times (counted with sign) the polymer tangent vector swings through the south pole and iii) the net change in the Lk class of a ribbon if its backbone is continuously deformed along $\tilde{\mathcal{C}}(\tau)$. As one traverses $\tilde{\mathcal{C}}(\tau)$, one finds in general that there are jumps in both W_{CW} and W_F . W_{CW} jumps by two when $\tilde{\mathcal{C}}(\tau)$ passes through $\tilde{\mathbf{S}}_c$ (self intersecting curves) and W_F jumps by two when $\tilde{\mathcal{C}}(\tau)$ passes through $\tilde{\mathbf{S}}_d$ (south pointing curves). While these jumps in general occur at different values of τ , the total change in W_{CW} and W_F is the same along the closed curve $\tilde{\mathcal{C}}(\tau)$.

Thus, the link obstruction is the same whether measured by self avoidance or south avoidance. If we work with self avoiding curves $\tilde{\mathbf{C}}_c$ then $k = \Delta W_{CW} = 0$. If we work with south avoiding curves $\tilde{\mathbf{C}}_d$, then $k = \Delta W_F = 0$. Since $\tilde{\mathcal{C}}$ is both self and south avoiding $W_{CW} = W_F$ and $\Delta W_{CW} = \Delta W_F = k = 0$. This proves that self and south avoidance present the *same topological obstruction* to release of link Lk . This provides a formal justification for Bouchiat and Mezard's work [3] where they impose a south avoidance constraint in place of a self avoidance constraint.

k also has the interpretation of the “quantized magnetic flux” passing through the loop $\{\mathcal{C}(\tau); 0 \leq \tau \leq 1\}$. We can write k as

$$k = 1/(2\pi) \oint_0^{L_0} ds \oint_0^1 d\tau \left[\frac{d\hat{t}}{ds} \times \frac{d\hat{t}}{d\tau} \right] \cdot \hat{t} \quad (10)$$

which measures the “topological flux” passing through $\tilde{\mathcal{C}}$. k is also the degree of the map $\hat{t}(\tau, s)$ from the torus $\{0 \leq s \leq L_0, 0 \leq \tau \leq 1\}$ to the sphere of tangent directions. Clearly if the flux is non zero, then the degree is non zero and the tangent vector must point south somewhere. Removing the south pole [20] (as Bouchiat and Mezard [3] do) forces the degree to be zero and prevents link collapse.

Need for a cutoff: In summing over all south avoiding paths one finds that the problem of computing Eq. (1) is ill defined. Recall that $\tilde{\mathbf{S}}_{\mathbf{d}}$, the set of south pointing paths have been removed from $\tilde{\mathbf{C}}_{\mathbf{a}}$, the WLC configuration space to get the WLRC configuration space $\tilde{\mathbf{C}}_{\mathbf{d}} = \tilde{\mathbf{C}}_{\mathbf{a}} - \tilde{\mathbf{S}}_{\mathbf{d}}$. The problem is that near $\tilde{\mathbf{S}}_{\mathbf{d}}$ there are paths (points in $\tilde{\mathbf{C}}_{\mathbf{d}}$) with arbitrarily large writhe and vanishingly small energy. This problem is due to paths which wind around the south pole in tiny circles accumulating large writhe at zero energy cost [21].

This problem does not occur at large forces. At large forces there is a large energy cost preventing the tangent vector from visiting the south pole. Indeed, in the paraxial limit there is no pathology [4,9,10]. As one lowers the force, the energy cost for accommodating writhe tends to zero near $\tilde{\mathbf{S}}_{\mathbf{d}}$ and these dominate the sum in Eq. (1). In order to get sensible results from the WLRC model one has to impose a cutoff: the tangent vector is excluded from a small circle $\theta = \theta_c = \pi - \epsilon$ around the south pole. In more detail, we see that for paths winding around the south pole the energy per unit length $E/L \sim \epsilon^2$ while the writhe per unit length $Wr/L \sim 2 - \epsilon^2$. This implies that in the limit $\epsilon \rightarrow 0$ any amount of writhe can be accommodated at zero energy cost. Maggs and Rossetto [4] claim that this pathology of the WLRC model is an artefact of the *local* Fuller writhe formulation. However, we notice that the *same* pathology afflicts the SAWLC model (which involves a *non local* notion of writhe, the CW writhe) as well. This can be seen as follows. Consider a polymer twined on a cylindrical rod [22] like a garden climber twines around a pole. For a rod of diameter d

the energy cost per unit length of the polymer $E/L \sim d^2$ while the writhe per unit length $Wr/L \sim \text{constant}$. Thus, again we find that any amount of writhe can be accommodated at zero energy cost as the diameter of the cylinder or equivalently the thickness of the polymer tends to zero [15].

We thus come to the conclusion that *both* SAWLC (involving the *non local* CW writhe) and WLRC (involving the *local* Fuller writhe) suffer from the *same* pathology which can be cured by introducing a cutoff parameter which has the *same* origin (the finite thickness of the polymer) in both formulations. In fact Bouchiat and Mezard's WLRC model is a simple analytically tractable model which captures the essential qualitative physics of the SAWLC model.

V. TUNNELLING

So far we have used topological ideas to split up the configuration space into disconnected sectors. However, the difference between topology and energetics can be blurred by activated processes [4]. To appreciate this point, consider a Brownian particle in a double well potential. If the barrier height is not too large, the particle will randomly visit both wells during the observation time. If one increases the barrier height, the activated process is exponentially suppressed. In the limit that the barrier height goes to infinity, we may say that the two wells belong to distinct topological sectors and sum over only one of them. The transition from one regime to the other is measured by the Kramers' time $\tau_{\text{Kramers}} \sim \exp(V/kT)$, where V is the height of the barrier and kT the temperature. If $\tau_{\text{Kramers}} \gg \tau_{\text{Observation}}$, then we would sum over a single well, but if the reverse is true, then we would sum over both wells. By tuning V , the barrier between the wells, we can continuously interpolate between the single well and the double well descriptions [See Fig. 2]. The picture can be extended to include multiple wells, for example, a potential profile $V(x) = -V_0 \cos x$ which has multiple minima at $x = 2n\pi$. In the polymer context, the different Lk sectors correspond to different minima of this potential. Tunnelling between different minima is an activated process and

the classical solution that dominates this process is an “instanton” [23]. The physics involved here is very similar to the tunnelling between different topological sectors of vacuum classical configurations in QCD. The “ θ vacua” that emerge in QCD are delocalised over all the topological sectors, just as the WLC polymer is delocalised over link sectors (Fig. 2). Tunnelling between different minima is ruled out in the models (b), (c) and (d) but permitted in the model (a). In order to interpolate between these models theoretically we can soften the cutoff in the WLRC model by putting a potential of height V_0 and width ϵ . As $V_0 \rightarrow \infty$ we recover the WLRC model and as $V_0 \rightarrow 0$ we recover the WLC model. V_0 serves as a natural parameter in interpolating continuously between these models. In the next section we show how one can experimentally explore the continuous transition between these models using the catalytic effect of enzymes. We will see how addition of Topoisomerase II enzymes effectively lowers the energy barrier V_0 permitting the molecule to pass through itself and thus enabling the polymer to be delocalised over distinct link sectors.

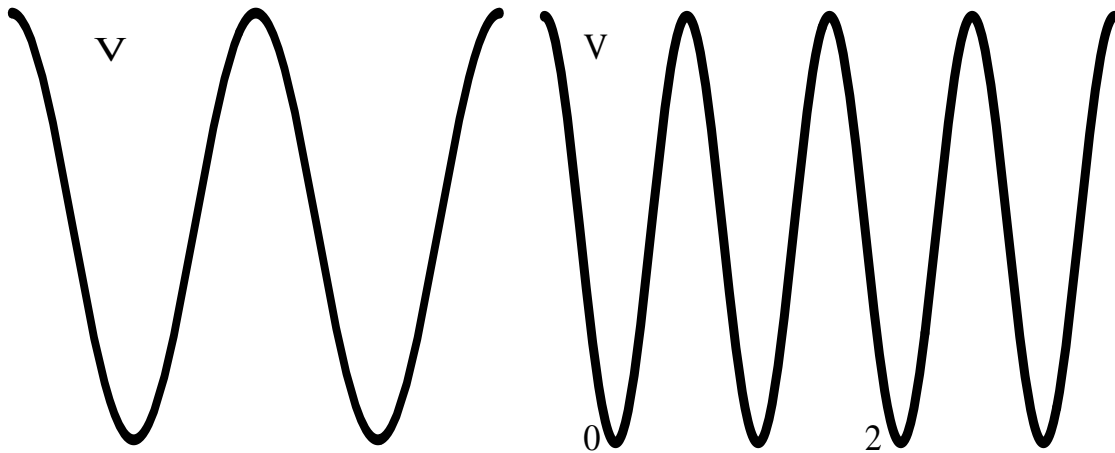


FIG. 2. The Double Well Potential: The Kramer’s time is given by $\tau_{\text{Kramers}} \sim \exp(V/kT)$. The picture can be extended to multiple wells.

VI. PROPOSED EXPERIMENTS

We now explore the experimental realization of the WLC model (model (a)). The process of “topological untwisting” can be made possible by using the enzyme Topoisomerase II to

permit the DNA molecule to pass through itself [24,25]. (It may also be possible to do this by reducing the size of the bead so the molecule can pass around the bead.) As the concentration of enzyme c is increased we would expect a transition from aperiodic behavior to periodic WLC behavior. A low concentration would correspond to a large energy barrier to passing through itself and a high concentration lowers the energy barrier. We may expect the energy barrier V_0 to go as c^{-1} . A similar effect is also expected to happen as a function of force f . At large forces (or extensions), the energy barrier to looping back and passing through itself is prohibitive. As one lowers the force, one expects again a transition from the aperiodic behavior noticed in a paraxial worm like chain (PWLC) model Ref.[[9], [10]] to the periodic WLC behavior [13]. The height of the barrier can be worked out in the WLRC model (model (d)). It is given by $V_0 + 2f$ where V_0 is the repulsive potential at the south pole of the sphere of tangent directions and f is the applied stretching force. Plotting the lines of constant Kramer's time gives a qualitative phase diagram in the force-concentration ($f - c$) plane. At high forces and low concentrations the free energy is aperiodic. At low forces and high concentrations the free energy is periodic in the link.

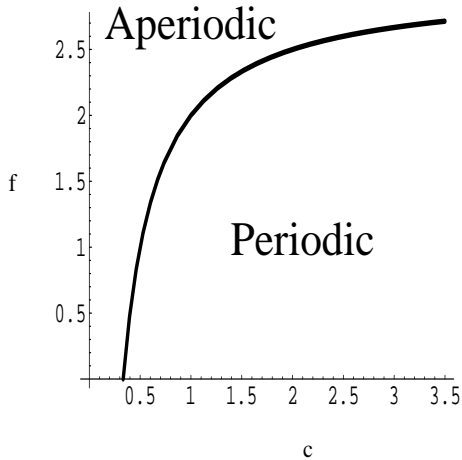


FIG. 3. The theoretically expected “phase diagram” in the force-concentration ($f - c$) plane. c is the concentration of the enzyme Topoisomerase II, which permits self crossing.

During the process of replication the DNA molecule undergoes supercoiling and it needs

to unwind to release its stress. The viscous cell environment offers resistance to this process. The unwinding of these supercoiled structures takes place via Topoisomerase enzymes which cut the polymer and helps it to release its stress. This real biological context is where the WLC periodic free energy finds a natural application. These effects can be studied under controlled circumstances in single molecule experiments.

VII. CONCLUSION

In this paper we have provided a formal justification for the WLRC model in terms of the topological effects of self-avoidance. Our main result is that: *for unknotted ribbons, ribbons which are homotopic as self-avoiding ribbons are also homotopic as self avoiding ribbons and vice versa. Replacing the non-local notion of self-avoidance by the local notion of self avoidance results in the analytically tractable WLRC model.* Our main result provides the theoretical framework and justification for the calculational scheme employed by [3] in the WLRC model.

We have focussed on long polymers to keep this discussion simple and because the experimental situation permits it. Needless to say, the general topological discussion applies to short polymers as well. In particular consider a very rigid polymer ($L_p \rightarrow \infty, L/L_p \rightarrow 0$) with the tangent vector clamped at both ends to \hat{z} . This system can be modelled as a paraxial worm like chain (even if the applied force is zero) and according to the general discussion, will have an aperiodic free energy. In this case, the energy barrier to looping around is given by the elastic energy of the stiff polymer and goes as A/L .

We have demonstrated how to handle open polymers in a mathematically consistent manner. We also emphasize the need for introducing a regularizing cutoff in a theoretical analysis of this problem. It has been suggested [4] that the divergence in the writhe distribution seen in Ref. [3] is an artefact of the Fuller formulation of the writhe and will not be present in a CW formulation. We have shown that the CW writhe also suffers from the same pathology. One sees [15] that it costs (almost) no energy to accommodate any amount

of writhe. As a result, large values of writhe are possible. This pathology is only cured by considering the physical thickness of DNA (about 2 nm), which results in an energy cost for writhe and suppresses large writhe fluctuations. Writhe fluctuations can be suppressed either by increasing the tension on the molecule (PWLC model) or by taking into account the physical thickness of the molecule (WLRC model). From our analysis, it is clear that since south pointing ($\tilde{\mathbf{S}}_{\mathbf{d}}$) and self intersecting ($\tilde{\mathbf{S}}_{\mathbf{c}}$) paths are sets of small measure on $\mathbf{C}_{\mathbf{a}}$, the writhe distribution would be essentially the same whether one works with the CW formulation or the Fuller formulation since these agree almost everywhere on $\mathbf{C}_{\mathbf{a}}$ [26].

Ribbons homotopic as self avoiding ribbons are also homotopic as south avoiding ribbons. Note that the converse is not true: knots cannot be undone if one imposes self avoidance. But one can remain within the set $\mathbf{C}_{\mathbf{d}}$ of south avoiding curves and undo any knot. Consider projecting the knot onto the $x - y$ plane and by small movements of the tangent vector to the polymer undo the knot by passing the ribbon through itself since there is no self avoidance constraint. In future it would be interesting to address the theoretical issues that stem from considering distinct knot classes. The recent class of experiments [27] probing the dynamics of complex knots on single molecules of DNA would perhaps enable us to connect the theoretically challenging energetic and topological aspects of knots [28,29] to experiments. One can also experimentally explore the low force stretching regime to explore deviation from the pure bend WLC model of Ref. [17] to probe the effect of knotting of a DNA molecule.

As an offshoot of the observation of the topological distinction between various models of twisting polymers we are led to a new class of experimentally testable predictions. We hope this work will generate interest amongst experimentalists to test these predictions.

Acknowledgements: It is a pleasure to thank D. Bensimon, Y. Rabin, A. C. Maggs and A. Dhar for discussions. We also thank Harish-Chandra Research Institute for the wonderful working atmosphere in which this paper was written.

REFERENCES

- [1] C. Bustamante et al, Current Opinion in Structural Biology **10**, 279 (2000).
- [2] T. R. Strick et al, *Science* **271**, 1835 (1996); D. Bensimon and V. Croquette (private communication)
- [3] C. Bouchiat and M. Mezard, *Phys. Rev. Lett.* **80**, 1556 (1998). C. Bouchiat and M. Mezard, *Eur. Phys. J. E* **2**, 377 (2000).
- [4] V. Rossetto and A. C. Maggs, *Phys. Rev. Lett.* **88**, 089801-1 (2002). A. C. Maggs and V. Rossetto, *Phys. Rev. Lett.* **87**, 253901 (2001); V. Rossetto and A. C. Maggs, *J. Chem. Phys.* **118**, 8864 (2003)
- [5] C. Bouchiat and M. Mezard, *Phys. Rev. Lett.* **88**, 089802-1 (2002).
- [6] Note that we use the term WLC model to describe a polymer with bend *as well as twist* degrees of freedom.
- [7] Z. Bryant et al., *Nature* **424**, 338 (2003)
- [8] H. B. Gray, W. B. Upholt, J. Vinograd, *J. Mol. Biol.* **62**, 1 (1971).
- [9] J. D. Moroz and P. Nelson, *Macromolecules* **31**, 6333 (1998).
- [10] S. Sinha, *Physical Review E* **70** , 011801 (2004).
- [11] R. D. Kamien, *Reviews Of Modern Physics* **74**, 953 (2002); J. D. Moroz and R. D. Kamien, *Nucl. Phys. B* **506**, 695 (1997); W. Kung and R. D. Kamien, *Europhys. Lett.* **64**, 323 (2003).
- [12] S. Sinha and J. Samuel, *Physical Review E* **71**, 021104 (2005).
- [13] J. Samuel and S. Sinha, *Physical Review Letters* **90** , 098305 (2003).
- [14] J. H. White *Am. J. Math* **91**, 693 (1969).

- [15] F.B. Fuller, *Proc. Nat. Acad. Sci. USA* **68**, 815 (1971); *Proc. Nat. Acad. Sci. USA* **75**, 3557 (1978).
- [16] B. Fain, J. Rudnick and S. Ostlund, *Phys. Rev.* **E 55**, 7364 (1997).
- [17] J. Marko and E. D. Siggia, *Macromolecules* **28**, 8759 (1995).
- [18] J. Samuel and S. Sinha, *Physical Review E* **66**, 050801(R)(2002).
- [19] D. Mermin, *Rev. Mod. Phys.* **51** (1979).
- [20] or for that matter *any* point on the sphere.
- [21] A. Comtet, J. Desbois and C. Monthus, *J. Stat Phys.* **73**, 433 (1993).
- [22] In actual terms the polymer wraps around itself to form plectonemic structures as in telephone cords. Thus the thickness of the polymer plays the role of the diameter of the cylinder.
- [23] R. Rajaraman *Solitons and Instantons* (North Holland, Amsterdam (1987).
- [24] P.O. Brown and N. R. Cozzarelli, *Science* **206**, 1081 (1979); T. R. Strick et al, *Nature* (London) **404**, 901 (2000).
- [25] R. E. Goldstein, T. R. Powers and C. H. Wiggins, *Phys. Rev. Lett.* **80**, 5232 (1998). The phenomenon of “Topological Untwisting” [24] mentioned here is to be contrasted with geometric untwisting [25] which involves a continuous release of twist through bending modes of a ribbon with a free end.
- [26] This is in conflict with the simulations reported in [4].
- [27] X. R. Bao, H. J. Lee and S. R. Quake, *Phys. Rev. Lett.* **91**, 265506 (2003).
- [28] W. Fenchel, *Math. Ann.* **10** 238 (1929).
- [29] J. Baez and R. Dandoloff, *Phys. Lett. A* **155**, 145 (1991).