

# A note on the Guerra and Talagrand theorems for Mean Field Spin Glasses: the simple case of spherical models

Silvio Franz and Francesca Tria<sup>1</sup>

<sup>1</sup>The Abdus Salam International Center for Theoretical Physics

Strada Costiera 11, P.O. Box 563, I-34100 Trieste (Italy)

E-mail: franz@ictp.trieste.it, ftria@ictp.trieste.it

(Dated: May 24, 2019)

## Abstract

The aim of this paper is to discuss the main ideas of the Talagrand proof of the Parisi Ansatz in Mean Field Spin Glasses with a physicist's approach. We consider the case of the spherical p-spin model, which has the following advantages: 1) the Parisi Ansatz takes the simple \one step replica symmetry breaking form ", 2) the replica free-energy as a function of the order parameters is simple enough to allow for numerical maximization with arbitrary precision. We present the essential ideas of the proof, reducing the technically difficult part of the Talagrand's analysis to an explicit evaluation of the solution of a variational problem.

PACS numbers:

Keywords:

## I. INTRODUCTION

The mathematical comprehension of the low temperature mean field spin glass phase has seen enormous progresses in the last few years, after more than twenty years since the proposal of the Parisi ansatz.

The first important progress was achieved by Guerra and Toninelli [13], who, through an interpolation among systems of different size provided a temperature independent proof of the existence of the thermodynamic limit for the free-energy and other thermodynamic quantities in a wide class of mean field spin glass systems.

The power of the interpolating method was fully appreciated by Guerra [11], who comparing interacting mean field systems with suitable paramagnets, was able to write the free-energy as a sum of the Parisi expression plus a remainder term, which is manifestly positive in the SK model as well as in  $p$ -spin models for even  $p$ . The method was subsequently generalized to deal with diluted spin glass models [6, 7, 8] and more recently to analyze the Kac limit of finite dimensional spin glasses [9].

The last, but definitely not the least, step towards the proof of the Parisi Ansatz has been performed by Talagrand who, through a highly non trivial generalization of interpolation techniques to coupled replica systems, could finally prove the vanishing of the remainder in the Guerra formula [22, 23, 24].

Unfortunately the elegance of the Talagrand approach is somewhat obscured by the mathematical necessity of dealing with many technical details in the course of the proof.

In this note we would like to present the Talagrand theorem using a physicist's approach, emphasizing the main ideas and reducing the technically difficult part of the proof to the explicit solution of variational equations that we analyze numerically.

We discuss the case of the spherical  $p$ -spin model, where the saddle point equations take a particularly simple form and where it is well known that the best Parisi solution is of the simple "one step replica symmetry breaking kind" (1RSB).

Our paper comprises six sections. In the second section we define the model and we set the basic definitions that we use in the rest of the paper. In the third section we illustrate the backbone of the Talagrand theorem, specializing it to our simple case. In the fourth section we derive the replica expressions and evaluate numerically suitable "potential functions" whose positivity implies the validity of the Parisi Ansatz. We conclude the argument in

section V, where we show that the replica solutions provide a lower bound for the true values of the potentials. We finally draw our conclusions.

## II. SOME DEFINITIONS.

In the spirit of discussing the results in the simplest non trivial example, we focus on the case of the spherical  $p$ -spin model.

The model considers  $N$  real spin variables  $x_i, i = 1, \dots, N$ , subject to a global spherical constraint  $\sum_{i=1}^N x_i^2 = N$ , and interacting through a  $p$ -body Hamiltonian:

$$H[\mathbf{x}] = \sum_{i_1 < i_2 < \dots < i_p} J_{i_1 i_2 \dots i_p} x_{i_1} x_{i_2} \dots x_{i_p} \quad (1)$$

The couplings  $J_{i_1 i_2 \dots i_p}$  are i.i.d. Gaussian random variables with zero mean and variances:

$$\mathbb{E}_J J_{i_1 i_2 \dots i_p}^2 = \frac{p!}{2N^{p-1}}; \quad (2)$$

and we are not considering the case of a non zero external magnetic field.

The best Parisi solution is known to be of 1RSB kind. The Guerra interpolating Hamiltonian [11] to the level of 1RSB can be written as:

$$H_t[\mathbf{x}] = \frac{p-t}{2} H[\mathbf{x}] + \frac{p}{2} \sum_{i=1}^N x_i^2 (h_i + h_{d,i}) \quad (3)$$

where the interpolating parameter  $t$  runs in the interval  $[0;1]$  and  $h_i$  and  $h_{d,i}$  are Gaussian i.i.d. fields with zero mean and variances that can be written in terms of a parameter  $q \in [0;1]$  as:

$$\mathbb{E}_h h_i^2 = \frac{p}{2} q^{p-1} \quad \mathbb{E}_{h_d} h_{d,i}^2 = \frac{p}{2} (1 - q^{p-1}) \quad (4)$$

One then defines the generalized free-energy per spin:

$$f_t = -\frac{1}{N} \mathbb{E}_J \ln \mathbb{E}_h [Z_t(h_i; h_{d,i})]^m \quad (5)$$

where  $Z_t$  indicates the partition function at inverse temperature computed with the Hamiltonian  $H_t$  and the spherical constraint, while  $m$  is a number in the interval  $(0;1]$ . Notice that  $f_1$  is the free-energy of the original model, while  $f_0$  is the free-energy of a simple paramagnet which can be readily computed.

Formula (5) makes a contact between the interpolating method and the cavity method. In fact it is well known that (5) can also be written in the form [1, 16, 21] (and for a recent review see also [12]):

$$f_t = -\frac{1}{N} E_{J,f} \ln \sum_{i=1}^X w_i E_d Z_t(h_{i,}; h_{i,d}) ; \quad (6)$$

where  $w_i = \frac{e^{-f_i}}{\sum_{i=1}^X e^{-f_i}}$  are random weights derived from "free-energies"  $f_i$  that realize a Poisson point process with exponential density  $(f) = m e^{-mf}$  [28], and the  $h_{i,}$  are drawn independently for each  $i$  and from the Gaussian distributions defined by (4). The fields  $h_{i,d}, h_i$  receive then naturally the interpretation of cavity field, whose distribution allows to reconstruct the free-energy.

By simple integration by part, it is possible to see that the free-energy  $f_t$  can be written as:

$$f_t = f_0 + t \frac{(p-1)}{4} (1 - (1-m)q^p) + \int_0^t ds R_s ; \quad (7)$$

where  $f_0$  is given, specifying the definition (5) to the case  $t=0$  and using (4), by:

$$2f_0 = -\frac{1}{2R} m \ln \sum_{i=1}^X \ln \sum_{j=1}^p (1 - (1-m)q^{p-1}) - \frac{m}{m} \frac{1}{m} \ln \sum_{i=1}^p (1 - q^{p-1}) ; \quad (8)$$

The first two terms together in (7) provide the 1RSB free-energy  $f_t^{RSB}$  for the interpolating model.  $R_t$  is the  $t$  derivative of a remainder term which can be written as:

$$R_t = \frac{1}{4} (1-m) q(;;)^p - p q(;;) q^{p-1} + (p-1) q_{1,t}^p + \frac{m}{4} h q(;;)^p i_{0,t} ; \quad (9)$$

where  $q(;;)$  denotes the overlap function:

$$q(;;) = \frac{1}{N} \sum_{i=1}^X i_i ; \quad (10)$$

The two averages  $h_{i,t}$  and  $h_{0,t}$  are defined introducing two kinds of interpolating Hamiltonians for two copies of the system with the same interactions [23], of the form respectively:

$$H_t^{(1)}[;;] = \frac{p}{2} \frac{1}{t} H[;] + \frac{p}{2} \frac{1}{t} H[;] - \frac{p}{1-t} \sum_{i=1}^X (h_i + h_{d,i}^1) i + (h_i + h_{d,i}^2) i ; \quad (11)$$

with fields  $h_i$  and  $h_{i,d}^r$ ,  $r=1,2$ , distributed according to (4) and  $h_{i,d}^1$  and  $h_{i,d}^2$  independent, and:

$$H_t^{(0)}[;;] = \frac{p}{2} \frac{1}{t} H[;] + \frac{p}{2} \frac{1}{t} H[;] - \frac{p}{1-t} \sum_{i=1}^X (h_i^1 + h_{d,i}^1) i + (h_i^2 + h_{d,i}^2) i ; \quad (12)$$

where now, all the fields  $h_i^1$  and  $h_i^2$ ,  $h_{i,d}^1$  and  $h_{i,d}^2$  are drawn independently with the distribution (4).

To enlighten the notations it is useful to define averaged partition functions:

$$\begin{aligned} Z_t^{(0)}(h^1; h^2) &= E_{h_d^1, h_d^2} \prod_{i=1}^{R+1} Z_t^{(0)}(h^1; h^2; h_d^1; h_d^2) ; \\ Z_t^{(1)}(h) &= E_{h_d^1, h_d^2} Z_t^{(1)}(h; h_d^1; h_d^2) ; \end{aligned} \quad (13)$$

and, for a given function of two spin configurations  $k( ; )$ , averaged Boltzmann averages:

$$\mathbb{I}_1(k( ; )) = \frac{E_{h_d^1, h_d^2} \prod_{i=1}^{R+1} \int \int k( ; ) \exp( - H_t^{(1)}[ ; ] )}{Z_t^{(1)}(h)} ; \quad (14)$$

$$\mathbb{I}_0(k( ; )) = \frac{E_{h_d^1, h_d^2} \prod_{i=1}^{R+1} \int \int k( ; ) \exp( - H_t^{(0)}[ ; ] )}{Z_t^{(0)}(h^1; h^2)} ; \quad (15)$$

$$\int \prod_{i=1}^N dX_i^2 \quad : \quad (16)$$

With these definitions, we can finally write:

$$h k( ; )_{i_{1;t}} = E_J \frac{E_h Z_t^{(1)}(h)^{\frac{m}{2}} \mathbb{I}_1(k( ; ))}{E_h Z_t^{(1)}(h)^{\frac{m}{2}}} ; \quad (17)$$

$$h k( ; )_{i_{0;t}} = E_J \frac{E_{h_1, h_2} Z_t^{(0)}(h^1; h^2)^m \mathbb{I}_0(k( ; ))}{E_{h_1, h_2} Z_t^{(0)}(h^1; h^2)^m} : \quad (18)$$

It is apparent from the convexity of the function  $q^p$  for even  $p$  that both averages in the remainder (9) are non-negative. Talagrand theorem consists in proving that in the thermodynamic limit, for an appropriate choice of the parameters  $q; m$ , both terms in (9) are indeed equal to zero at all temperatures. For  $t = 1$  the free-energy  $f_1$  is independent of  $q$  and  $m$ . The minimization of the remainder  $\int_0^1 dt R_t$  is therefore equivalent to the maximization of the 1RSB free-energy. We will need to consider the  $t$ -dependent free-energy, for the values of  $q$  and  $m$  that achieve this maximization.

### III. TALAGRAND THEOREM .

The Talagrand's analysis of the remainder can be divided in three logical steps:

1. From the Taylor formula one simply observes that:

$$q(\boldsymbol{\sigma}; \boldsymbol{\sigma})^p = p q(\boldsymbol{\sigma}; \boldsymbol{\sigma}) q^{p-1} + (p-1) q^p - \frac{p(p-1)}{2} (q(\boldsymbol{\sigma}; \boldsymbol{\sigma}) - q)^2; \quad (19)$$

and it is evident for  $p > 2$  that:

$$q(\boldsymbol{\sigma}; \boldsymbol{\sigma})^p < q(\boldsymbol{\sigma}; \boldsymbol{\sigma})^2; \quad (20)$$

to bound the remainder it is then enough to bound the averages  $h(q(\boldsymbol{\sigma}; \boldsymbol{\sigma}) - q)^2 i_{1,t}$  and  $h q(\boldsymbol{\sigma}; \boldsymbol{\sigma})^2 i_{0,t}$ .

2. In order to get estimates of the averages  $h(q(\boldsymbol{\sigma}; \boldsymbol{\sigma}) - q)^2 i_{1,t}$  and  $h q(\boldsymbol{\sigma}; \boldsymbol{\sigma})^2 i_{0,t}$ , one considers the  $t$ -dependent probabilities  $P_{j,t}(q_c) = h(q(\boldsymbol{\sigma}; \boldsymbol{\sigma}) - q_c) i_{j,t}$  for  $j = 0, 1$ , that the overlap takes a value  $q_c$ , respectively in the ensembles defined by  $h_{1,t}$  and  $h_{0,t}$ . The main part of the theorem consists in proving that for each  $t < 1$  a  $t$ -dependent positive constant  $C(t)$  exists such that, if  $(q_c - q)^2 > C(t)(f_t - f_t^{1RSB})$  and  $q_c^2 > C(t)(f_t - f_t^{1RSB})$ , then there is a positive constant  $C^0(t)$  such that we can write  $P_{j,t}(q_c) < \exp(-C^0(t)N)$ .

3. The estimates in the previous point imply, for large  $N$  and fixing any  $t < 1$ , the existence of a positive  $t_0$ -dependent constant  $K(t_0)$  for which we can write the differential inequality:

$$\frac{d(f_t - f_t^{1RSB})}{dt} \leq K(t_0)(f_t - f_t^{1RSB}); \quad (21)$$

which is valid in the thermodynamic limit for every  $t \geq t_0$ . Since  $f_{t=0} = f_{t=0}^{1RSB}$ , (3) proves  $f_t \leq f_t^{1RSB}$  for every  $t \geq t_0$  and for continuity also for  $t_0 = 1$ .

While the first and third points are trivial, the proof of the second point requires several additional steps.

A. Analysis of the probabilities  $P_{j,t}(q_c)$ .

To estimate the probabilities  $P_{j,t}(q_c)$  it is useful to relate them to suitable "potential functions". To this end we define the latter as the difference between the generalized free-energies of the interpolating system for the two replica with and without an additional

constraint in the mutual overlap:

$$V_{1;t}(\mathbf{q}) = \frac{2}{mN} \mathbb{E}_J \ln \mathbb{E}_h Z_t^{(1)}(h)!_1(\mathbf{q}(\cdot; \cdot) - \mathbf{q}_C))^{m/2} \mathbb{E}_J \ln \mathbb{E}_h Z_t^{(1)}(h)^{m/2}; \quad (22)$$

$$V_{0;t}(\mathbf{q}) = \frac{1}{mN} \mathbb{E}_J \ln \mathbb{E}_{h_1, h_2} Z_t^{(0)}(h^1; h^2)!_0(\mathbf{q}(\cdot; \cdot) - \mathbf{q}_C))^{m/2} \mathbb{E}_J \ln \mathbb{E}_{h_1, h_2} Z_t^{(0)}(h^1; h^2)^{m/2};$$

One can then use the property (6) and write:

$$V_{j;t}(\mathbf{q}) = \frac{T}{N} \mathbb{E}_{J,f} \ln \frac{\prod_{i=1}^P w_{j;t}^{(1);(0)}(h_i)!_{j;t}(\mathbf{q}(\cdot; \cdot) - \mathbf{q}_C))^{m/2}}{\prod_{i=1}^P w_{j;t}^{(1);(0)}(h_i)^{m/2}}; \quad (23)$$

$$P_{j;t}(\mathbf{q}) = \mathbb{E}_{J,f} \frac{\prod_{i=1}^P w_{j;t}^{(1);(0)}(h_i)!_{j;t}(\mathbf{q}(\cdot; \cdot) - \mathbf{q}_C))^{m/2}}{\prod_{i=1}^P w_{j;t}^{(1);(0)}(h_i)^{m/2}}; \quad (24)$$

where  $w = \frac{e^{-f}}{e^{-f}}$ , and the  $f$  are chosen with exponential densities respectively  $_1(f) = e^{-\frac{m}{2}f}$  in the case labeled by 1,  $_0(f) = e^{-mf}$  in the case 0.

One can now immediately see that  $P_{j;t}(\mathbf{q})$  and  $V_{j;t}(\mathbf{q})$  are respectively the expectation value and a properly normalized expectation of the logarithm of the same random variable  $X_{j;t}(\mathbf{q})$ , where the averages are performed over the random couplings and the free-energies  $f$ :

$$V_{j;t}(\mathbf{q}) = \frac{T}{N} \mathbb{E}_{J,f} \ln X_{j;t}(\mathbf{q}); \quad (25)$$

$$P_{j;t}(\mathbf{q}) = \mathbb{E}_{J,f} X_{j;t}(\mathbf{q}); \quad (26)$$

It is possible to show, using techniques explained for example in [25], that  $\frac{1}{N} \ln(X_{j;t}(\mathbf{q}))$  is a self-averaging quantity and the following "concentration of measure property" holds:

$$\text{Prob } X_{j;t}(\mathbf{q}) > e^{N V_{j;t}(\mathbf{q}) + N} + \text{Prob } X_{j;t}(\mathbf{q}) < e^{N V_{j;t}(\mathbf{q}) - N} < 2e^{-\frac{N^2}{2}} \quad (27)$$

for all  $\epsilon > 0$ . Noting that by definition  $0 \leq X_{j;t}(\mathbf{q}) \leq 1$ , from a direct computation one obtains:

$$P_{j;t}(\mathbf{q}) \leq 4e^{-\frac{N^2}{2}} + e^{N V_{j;t}(\mathbf{q}) - N} + e^{N V_{j;t}(\mathbf{q}) + N}; \quad (28)$$

We thus see that  $P_{j;t}(\mathbf{q})$  is bounded by an exponentially small number in  $N$  whenever  $V_{j;t}(\mathbf{q})$  is strictly positive.

The remaining part of the theorem is then devoted to showing the positivity of the two potentials  $V_{j;t}(\mathbf{q})$  for every  $t < 1$ . To this end one would like to have a lower bound provided by the replica expressions [29].

Unfortunately, through the interpolation method one can only show a lower bound for the generalized free energies  $f_{jt}(\mathbf{q}_t) = V_{jt}(\mathbf{q}_t) + 2f_t$  but not directly for the potentials: defining  $f_{jt}^{\text{REP}}(\mathbf{q}_t)$  the replica estimate for  $f_{jt}$ , one can show  $f_{jt}(\mathbf{q}_t) \geq f_{jt}^{\text{REP}}(\mathbf{q}_t)$ . To infer from this inequality the lower bound for the potentials Talagrand found an ingenious shortcut: one must first prove the existence for all  $t < 1$  of a positive constant  $C(t)$  such that, for all  $\mathbf{q}$  one has:  $V_{1,t}^{\text{RSB}}(\mathbf{q}_t) > \frac{2(\mathbf{q}_t - \mathbf{q})^2}{C(t)}$ ; then for  $\mathbf{q}_t$  such that  $(\mathbf{q}_t - \mathbf{q})^2 > C(t)(f_t - f_t^{\text{RSB}})$ , one can write the following series of inequalities:

$$V_1(\mathbf{q}_t) > V_1^{\text{RSB}}(\mathbf{q}_t) + 2f^{\text{RSB}}(\mathbf{q}_t) - 2f > V_1^{\text{RSB}}(\mathbf{q}_t) - \frac{2(\mathbf{q}_t - \mathbf{q})^2}{C(t)} > 0 : \quad (29)$$

An analogous series of inequalities can be written for  $V_0(\mathbf{q}_t)$  if  $V_0^{\text{RSB}}(\mathbf{q}_t) > \frac{2q_t^2}{C(t)}$ .

In the next section we use the standard replica approach to evaluate the two potentials  $V_{jt}^{\text{RSB}}(\mathbf{q}_t)$ .

#### IV. THE POTENTIAL FUNCTIONS IN THE REPLICA APPROACH.

In order to get quick estimates of  $V_1$  and  $V_0$  we resort to the replica analysis, postponing to section V the discussion on how the expressions we find provide free-energy lower bounds.

Before entering the discussion of the potential functions, we find it useful to illustrate the analysis of the interpolating model for a single copy of the system through the replica method. This can be done starting from expression (5), considering  $m$  as an integer and substituting the log with an  $n=m$ -th power (supposed to be an integer):

$$f_t = \frac{1}{N m} \mathbb{E}_{\mathbf{J}} \ln \mathbb{E}_{\mathbf{h}} [\mathbb{E}_{\mathbf{h}_d} Z_t(\mathbf{h}_i; \mathbf{h}_{d,i})]^m = \frac{1}{N n} \ln \mathbb{E}_{\mathbf{J}} [\mathbb{E}_{\mathbf{h}} [\mathbb{E}_{\mathbf{h}_d} Z_t(\mathbf{h}; \mathbf{h}_d)]^m]^{\frac{n}{m}} : \quad (30)$$

Expanding the powers one sees that we are in presence of  $n$  replicas<sup>a</sup> of the original systems divided in  $n=m$  groups, each with  $m$  replicas. Together with the spin configurations the fields  $\mathbf{h}$  are also replicated. Replicas  $a$  and  $b$  in the same group have identical fields  $\mathbf{h}_i^a = \mathbf{h}_i^b$ , while replicas  $a, b$  in different groups have statistically independent fields  $\mathbf{h}_i^a$  and  $\mathbf{h}_i^b$ . The Gaussian distribution of the fields is summarized in the covariance matrix:

$$\mathbb{E}[\mathbf{h}_i^a \mathbf{h}_i^b] + \mathbb{E}[\mathbf{h}_{i,d}^a \mathbf{h}_{i,d}^b] = H_{ab} = \begin{cases} p/2 & a=b \\ p/2 q^{p-1} & a,b \text{ in the same group of } m \text{ replica} \\ 0 & a,b \text{ in different groups} \end{cases} \quad (31)$$



At this point the calculation follows the usual rails of replica analysis of mean-field spin glasses [17]. Introducing the overlap matrix  $Q_{ab}$  one finds:

$$f_t^{RSB} = \lim_{n \rightarrow 0} \frac{1}{n} S \mathbb{P} : \left( \frac{t}{4} \sum_{ab} Q_{ab}^p + \frac{(1-t)}{2} \sum_{a \neq b} Q_{ab} \right)^X H_{ab} Q_{ab} + \frac{1}{2} \ln \det Q : \quad (32)$$

where  $S \mathbb{P} :$  denotes saddle point evaluation over the parameters  $Q_{ab}$ . The saddle point equations for  $Q$  read:

$$\frac{p-t}{4} Q_{ab}^{p-1} + \frac{1-t}{2} H_{ab} + \frac{1}{2} (Q^{-1})_{ab} = 0: \quad (33)$$

The values of  $H_{ab}$  that make the saddle point equations (33) independent of  $t$ , are such that:

$$H_{ab} = \frac{p}{2} Q_{ab}^{p-1}; \quad (34)$$

$$\frac{2p}{2} Q_{ab}^{p-1} = (Q^{-1})_{ab}: \quad (35)$$

This is the choice needed to annul the remainder (9).

The further analysis of expression (35) is standard [2] and will not be reproduced here.

We pass now to the slightly more involved expressions for the potentials  $V_{0;1}(q_r)$ . We give full details for the potential  $V_1(q_r)$ . An analogous procedure can be followed for  $V_0(q_r)$ .

The expression for the "constrained free energy"  $f_1(q_r)$  is given from (22) by:

$$f_1(q_r) = \frac{2}{mN} E_J \ln E_h \sum_{t=1}^Z (h_t^{(1)})!_1 \left( (q_r; ) \quad q_c \right)^{\frac{m}{2}} \quad r=1;2 \quad a=1;:::;n \quad (36)$$

$$! \quad \frac{2}{nN} \ln E_{Jh^{ra}h_d^{ra}} \sum_{r;a}^{Z+1} Y \quad D_a^r E_{h_d^{ra}} \exp \sum_{r;a}^X H_1(h_d^{ra}; h^{ra}) \sum_a^Y (q(\frac{1}{a}; \frac{2}{a}) \quad q_r):$$

We now consider two copies, indexed by  $r = 1;2$ , replicated  $n$  times. The fields  $h^{ra}$  and  $h^{sb}$  are equal if  $a$  and  $b$  belong to the same group of  $\frac{m}{2}$  replica, while they are independent in the other case for all choices of  $r$  and  $s$ ; the fields  $h_d^{ra}$  are independent for each replica  $ra$ . In this case we define a field covariance matrix  $H_{ra;sb} = E[h_i^{ra} h_i^{sb}] + E[h_{i;d}^{ra} h_{i;d}^{sb}]$  which can be conveniently recast in the form  $H_{a;b} = H_{ra;rb}$  ( $r = 1;2$ ),  $a;b = H_{ra;sb}$  ( $r \neq s = 1;2$ ). The form of these matrices is given by:

$$H_{ab} = \begin{cases} p/2 & a=b \\ p/2 q^{p-1} & a,b \text{ in the same group of } m=2 \text{ replica} \\ 0 & a,b \text{ in different groups} \end{cases} \quad (37)$$

$$_{ab} = \begin{cases} p/2 & a=b \\ p/2 q^{p-1} & a,b \text{ in the same group of } m=2 \text{ replica} \\ 0 & a,b \text{ in different groups} \end{cases} \quad (38)$$

As for the single replica system, the best choice for the values of the parameters  $q$  and  $m$  that appear in the fields' variances is the one that maximizes the free energy of the "free" two replica system, that is, the interpolating system without the additional constraint  $q_{12} = q_c$ .

As explained in [3] the replica computation of the constrained free energy is analogous to the unconstrained case, except that one needs now to introduce a replica matrix  $Q_{ra;sb}$  where the elements  $Q_{ra;ra}$  are fixed to the value  $q$  for all  $r; a$ . In terms of  $Q$  and  $H$  the free-energy has the form (32):

$$f_1^{RSB}(q_c) = SP : \frac{1}{n} \sum_{ra;sb} \frac{t}{4} Q_{ra;sb}^p + \frac{(1-t)}{2} \sum_{ra;sb} H_{ra;sb} Q_{ra;sb} + \frac{1}{2} \text{Tr} \ln Q : \quad (39)$$

Supposing an ansatz such that  $Q_{1a;1b} = Q_{2a;2b}$  and  $Q_{1a;2b} = Q_{2a;1b}$ , all to be taken as Parisi matrices, it is useful to define the submatrices  $Q_{ab} = Q_{1a;1b}$  and  $P_{ab} = Q_{1a;2b}$ .

Before considering the explicit solution of (39), we just mention the difference in procedure to calculate the free energy  $f_0^{RSB}(q_c)$ . In this case, by the definition (23), the fields are statistically independent for the two copies, and within each copy  $h^a = h^b$  if  $a$  and  $b$  belong to the same group of  $m$  replica, while  $h^a$  and  $h^b$  are independent in the other case. With the same meaning as before, we can then write:

$$H_{ab} = \begin{cases} p/2 & a=b \\ p/2 q^{p-1} & a,b \text{ in same group of } m \text{ replica} \\ 0 & a,b \text{ in different groups} \end{cases} \quad (40)$$

$$Q_{ab} = 0 \quad a;b: \quad (41)$$

keeping this difference in mind, the formal expression for the free energy  $f_0^{RSB}(q_c)$  is still given by (39).

We now want to find solutions for the matrix  $Q_{ra;sb}$  in both cases.

#### A . Analysis of the saddle point equations

The goal of this section is to find solutions to the saddle point equations that have respectively  $V_1^{RSB}(q_c) > 0$  for  $q_c \notin q$  and  $V_0^{RSB}(q_c) > 0$  for  $q_c \notin 0$ .

The simplest form that we can try for the matrices  $Q_{a;b}$  and  $P_{a;b}$  is of 1RSB type respecting the structure of the matrix  $H$ . This is a valid Ansatz giving a positive potential for the case

of  $V_0^{\text{RSB}}(q_c)$ . Unfortunately, a solution of this form for  $f_1^{\text{RSB}}(q_c)$  gives negative values of the potential. A good positive solution is obtained at the level of 2RSB, which is the form we use, solving numerically the variational problem with respect to the parameter  $m_1$ ,  $q_1; q_2; p_1; p_2$  of the functions:

$$q(x) = \begin{cases} 0 & 0 \leq x < m=2 \\ q_1 & m=2 \leq x < m_1 \\ q_2 & m_1 \leq x < 1 \end{cases} \quad (42)$$

$$p(x) = \begin{cases} 0 & 0 \leq x < m=2 \\ p_1 & m=2 \leq x < m_1 \\ p_2 & m_1 \leq x < 1 \end{cases} \quad (43)$$

that parameterize respectively the matrices  $Q$  and  $P$ .

Before analyzing the potential for generic values of  $t$  it is useful to discuss its behavior for  $t=1$  [4, 20, 27].

At temperatures higher than the "dynamical transition temperature" [14]  $T_d$ , a single, locally quadratic absolute minimum in  $q=0$  is present. When the temperature is lowered below  $T_d$  but is still higher than the thermodynamical transition temperature  $T_s$ , a second local minimum, higher than the one in  $q=0$ , appears for a value of  $q>0$ . When  $T$  reaches  $T_s$  and for values of  $T < T_s$ , the replica symmetry is broken, the two minima are degenerate and  $q$  equal to the solution of the 1RSB variational problem at that temperature.

In the case  $t < 1$  the RS phase is trivial: only the  $V_0$  potential has to be considered and we show in fig. 1 that the required inequality  $V_0^{\text{RS}}(q_c) > 0$  for  $q_c \neq 0$ , already satisfied for  $t=1$ , remains valid for every  $t < 1$ .

Let us then analyze the RSB phase ( $T < T_s$ ) when  $t < 1$  and show that the minimum in zero (case 1) or in  $q$  (case 0) becomes respectively higher than the absolute one.

We show in fig. 2 the results for different values of the parameter  $t$  at a fixed temperature  $T < T_s$ , having verified that the behavior does not change for different values of temperature below the static transition.

The same analysis is performed for  $f_0^{\text{RSB}}(q_c)$ . We find in this case that a 1RSB form is enough to obtain the desired behavior of the potential, so we restrict the variational

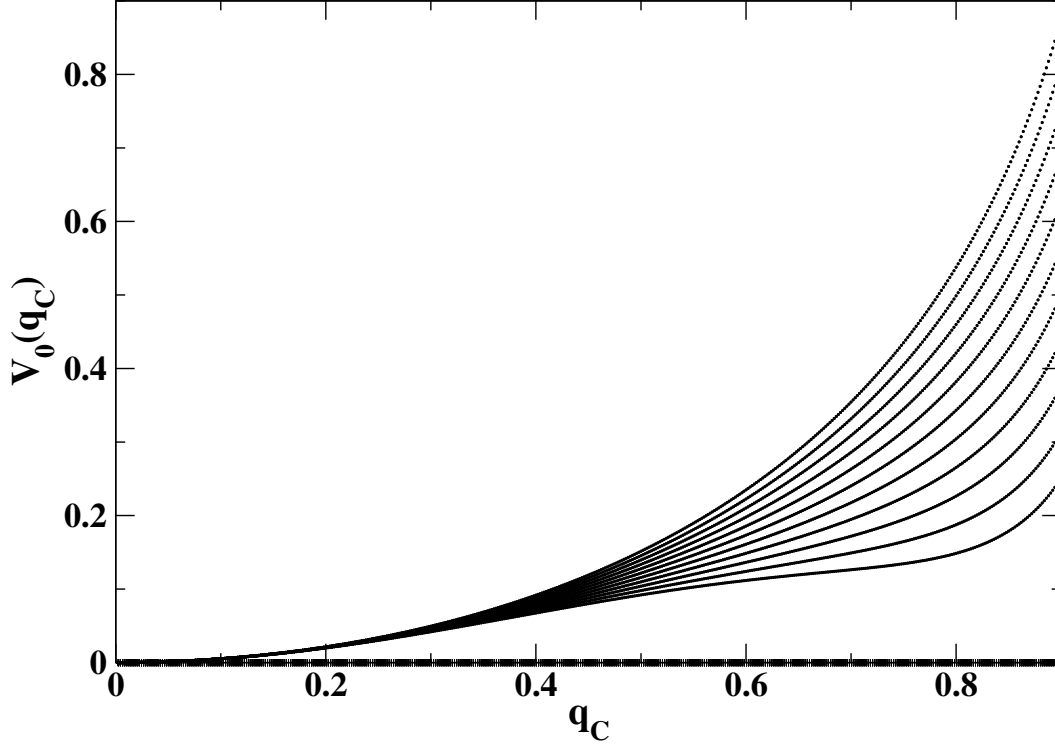


FIG. 1: The potential  $V_0^{RS}(q_C)$  for different values of  $t$  at the temperature  $T_s = 0.503 < T = 0.526 < T_d = 0.544$ , for  $p = 4$ . From the bottom to the top the parameter  $t$  runs from 1 to 0, decreasing by 0.1 at each plot. We have plotted only the results for  $q_C \geq 0$ , being the potential symmetric for negative values of  $q_C$ .

procedure considering as order parameter functions of the form :

$$q(x) = \begin{cases} 0 & x < m_1 \\ q_1 & m_1 \leq x < 1 \end{cases} \quad (44)$$

$$p(x) = \begin{cases} 0 & x < m_1 \\ p_1 & m_1 \leq x < 1 \end{cases} ; \quad (45)$$

taking as variational parameters  $m_1$ ,  $q_1$  and  $p_1$ . In fig. 3 the results are plotted for different values of the parameter  $t$  at the same temperature  $T < T_s$ .

The two potentials  $V_1^{RSB}(q_C)$  and  $V_0^{RSB}(q_C)$  are greater than zero for every value of  $q_C$  different, respectively, from  $q_1$  and zero, and are quadratic near the (lower) minimum.

We numerically find a quadratic dependence on  $1 - t$ , for  $t \rightarrow 1$ , of the value of the potential in the higher local minimum (fig. 5, 4).

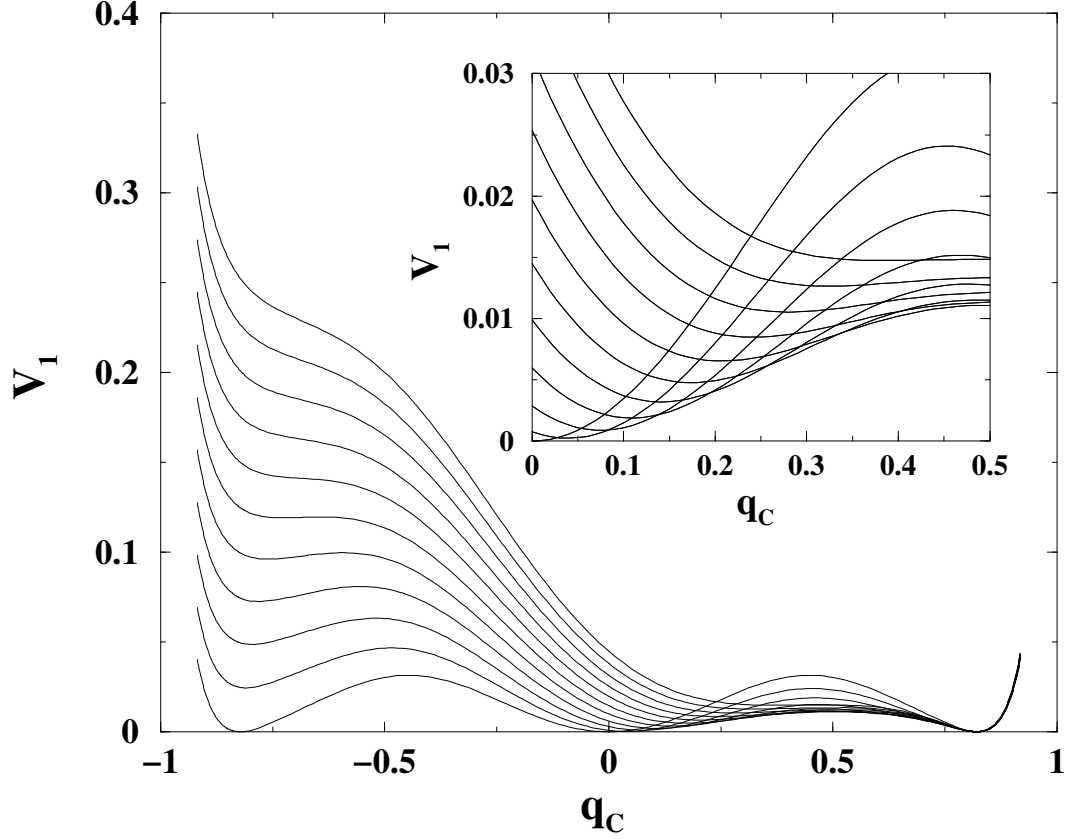


FIG .2: The potential  $V_1^{2RSB}(q_C)$  at the inverse temperature  $\beta = 3$  and  $p = 4$ . From the bottom to the top the parameter  $t$  runs from 1 to 0.9, decreasing by 0.01 at each plot. In the zoom is shown the potential near the higher minimum at the same inverse temperature and for the same values of the parameter  $t$ . Note that the potential is not symmetric with respect to positive and negative values of  $q_C$ .

The proposed solutions then satisfies the requirement for the Talagrand proof, namely:

$$V_1^{RSB}(q_C) = K_1(1-t)^2(q_C - q)^2; \quad (46)$$

$$V_0^{RSB}(q_C) = K_0(1-t)^2 q_C^2; \quad (47)$$

for suitable constants  $K_1$  and  $K_0$ , giving  $C(t) = \frac{1}{(1-t)^2} \max\left\{\frac{1}{K_0}, \frac{1}{K_1}\right\}$ .

#### V. LOWER BOUND FOR THE INTERPOLATING FREE ENERGY.

To conclude the argument we now show that the constrained free-energies calculated in the previous section within the replica approach indeed supply lower bounds for the true

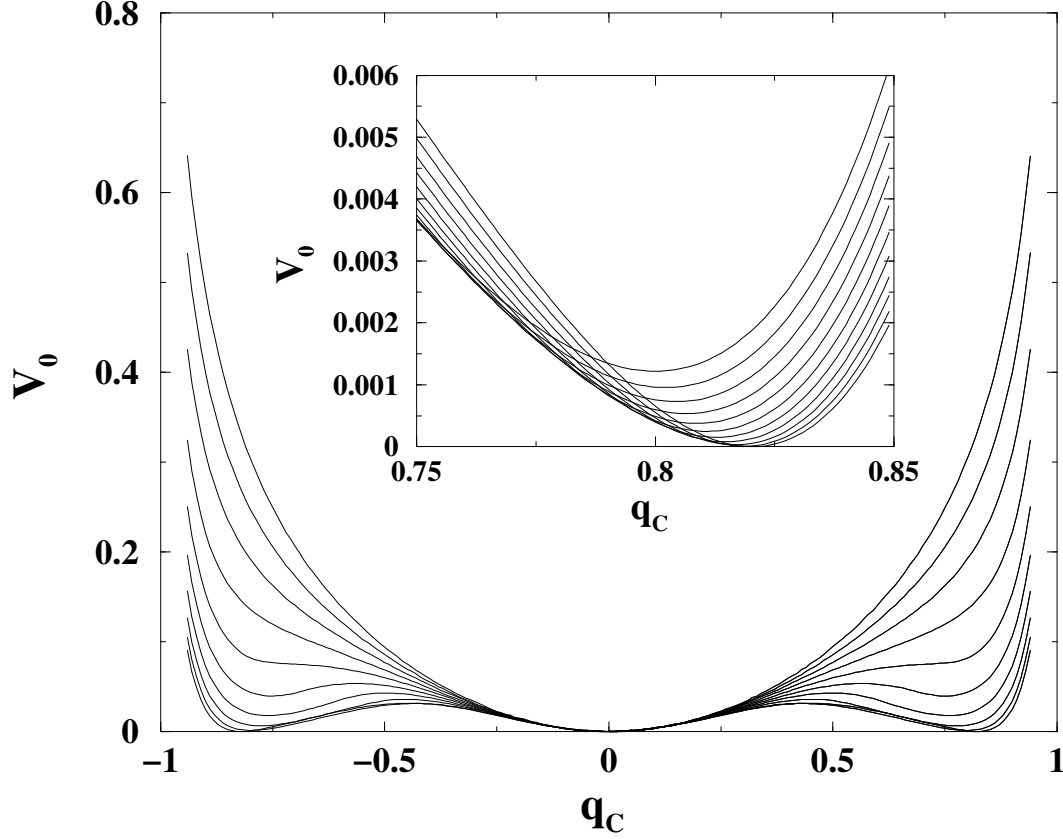


FIG. 3: The potential  $V_0^{\text{1RSB}}(q_c)$  at the inverse temperature  $\beta = 3$  and  $p = 4$ . From the bottom to the top the parameter  $t$  runs from 1 to 0, decreasing by 0.1 at each plot. In the zoom is shown the potential at the same inverse temperature near the higher minimum, for  $t$  varying from 1 (at the bottom) to 0.9 (at the top) decreasing by 0.01 at each plot. Note that the potential is now symmetric with respect to positive and negative values of  $q_c$ , being the minimum at  $q_{12} = 0$ .

ones.

We just repeat here the argument given by Talagrand, specializing to our simple case. For each value of  $t$  we define an interpolating Hamiltonian  $H_u$  that relates, varying the parameter  $u$  in the interval  $[0;1]$ , the two replica interpolating system with a suitable parameter.

Once again, we only discuss the case of  $f_1(q_c)$ , the same procedure being valid with minor modifications for  $f_2(q_c)$ .

We have found in the previous section a good positive solution at the level of 2RSB; to deal with this case within an interpolating scheme we need three families of fields for each

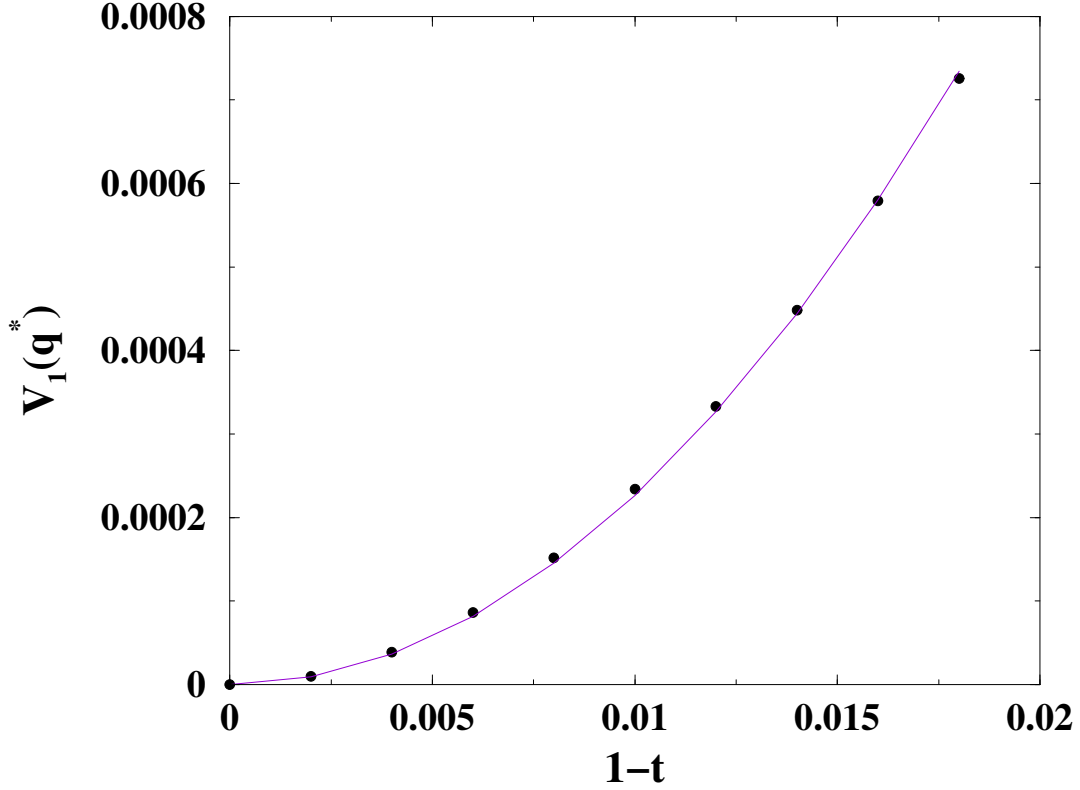


FIG . 4: Value of the potential  $V_1^{2RSB}$  in the higher local minimum , as a function of  $1-t$ , at the inverse temperature  $\beta = 3$  and  $p = 4$ . The continuous line is a quadratic fit with the function  $f(x) = ax^2$ ,  $a = 2.26684$ .

copy. One then defines:

$$H_u[\mathbf{g}; \mathbf{h}] = \frac{p}{u} \frac{1}{H_p[\mathbf{g}]} + \frac{p}{u} \frac{1}{H_p[\mathbf{h}]} - \frac{p}{1-t} \sum_{i=1}^N (h_i + h_{d,i}^1) g_i + (h_i + h_{d,i}^2) g_i - \frac{p}{(1-u)t} \sum_{i=1}^N (g_{1,i}^1 + g_{2,i}^1 + g_{d,i}^1) g_i + (g_{i,1}^2 + g_{i,2}^2 + g_{d,i}^2) g_i ; \quad (48)$$

where the fields  $h$  and  $h_d$  are defined as in (4) and  $h_d^1$  and  $h_d^2$  chosen independently, while the variances and the covariances of the fields  $g$  can be written, in a notation consistent with section IV, as:

$$E_g (g_1^r)^2 = \frac{p}{2} q_1^{p-1} \quad E_g (g_2^r)^2 = \frac{p}{2} q_2^{p-1} \quad E_g (g_d^r)^2 = \frac{p}{2} (1 - q_2^{p-1}) \quad r = 1, 2$$

$$E_g g_1^1 g_1^2 = \frac{p}{2} p_1^{p-1} \quad E_g g_2^1 g_2^2 = \frac{p}{2} p_2^{p-1} \quad E_g g_d^1 g_d^2 = \frac{p}{2} (q_1^{p-1} - p_2^{p-1}) : \quad (49)$$

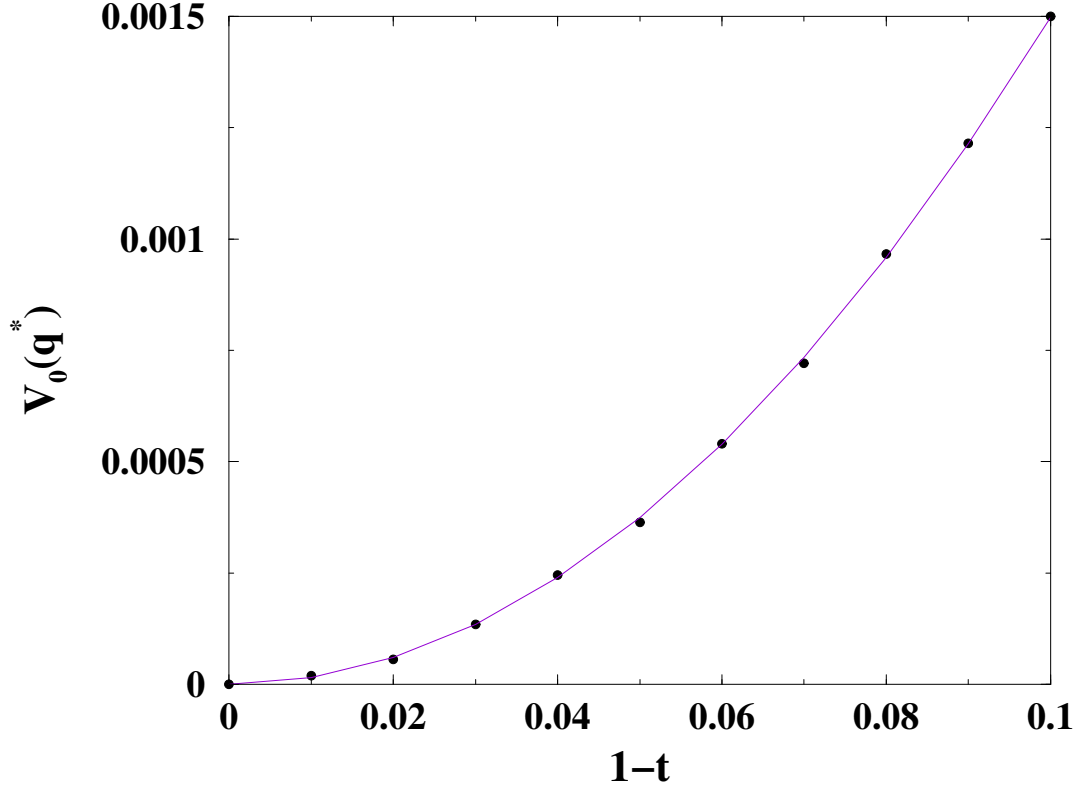


FIG. 5: Value of the potential  $V_0^{1RSB}$  in the higher local minimum, as a function of  $1-t$ , at the inverse temperature  $\beta = 3$  and  $p = 4$ . The continuous line is a quadratic fit with the function  $f(x) = ax^2$ ,  $a = 0.149782$ .

In a completely analogous way as in (5), we define the free energy:

$$\begin{aligned} \tilde{f}_u &= \frac{2}{N-m} E_J \ln E_{g_1^1 g_1^2} E_{g_2^1 g_2^2} Z_{C, \mu}^{m-1}^{\frac{m}{2m-1}}; \\ Z_{C, \mu} &= \prod_{i=1}^{Z+1} \int \prod_{d=1}^D E_{h_d^1 h_d^2} E_{g_d^1 g_d^2} (q(\mu) - q_C) \exp(-H_u[\mu]); \end{aligned} \quad (50)$$

where it is evident that  $\tilde{f}_{u=1/t} = f_t(q_C)$ . On the other hand,  $\tilde{f}_{u=0/t}$  reproduces the non trivial part of the replica expression of  $f_t(q_C)$ , namely:

$$f_t^{RSB}(q_C) = \tilde{f}_{u=0/t} + \frac{t(p-1)}{2} \ln \left( (1-m_1)q_C^p - (m_1 - \frac{m}{2})q_C^p + q_C^p - (1-m_1)p_2^p - (m_1 - \frac{m}{2})p_1^p \right); \quad (51)$$

when the parameters that appear in the variances (49) maximize the expression (51).

We can thus repeat the argument as for the "standard" interpolating method: by the



usual integrations by part one sees that the derivative  $\frac{df_u}{du}$  can be written, for every  $t$ , as:

$$\frac{df_u}{du} = \frac{t(p-1)}{2} \left[ 1 - (1-m_1)q_2^p - (m_1 - \frac{m}{2})q_1^p + q_1^p - (1-m_1)p_2^p - (m_1 - \frac{m}{2})p_1^p \right] + R_u; \quad (52)$$

where  $R_u$  is a remainder with the explicit expression:

$$R_u = \frac{t}{2} (1-m_1) \left[ 2q(\cdot)^p - pq(\cdot) (q_2^{p-1} + p_2^{p-1} - q_1^{p-1} - p_1^{p-1}) \right] + (p-1) (q_2^p + p_2^p - q_1^p - p_1^p) \frac{1}{2} + \frac{t}{2} (m_1 - \frac{m}{2}) \left[ 2q(\cdot)^p - pq(\cdot) (q_1^{p-1} + p_1^{p-1}) \right] + (p-1) (q_1^p + p_1^p) \frac{1}{2} + t \frac{m}{2} hq(\cdot)^p i_{0,u} \quad (53)$$

The proof is now concluded: the inequality  $f_{u=0} = f_1^{RSB}(q_2) - f_1(q_2) = f_{u=1}$  follows from the positivity of  $R_u$ , that is evident from the convexity of the function  $q^p$  for even  $p$ , in the same way as in (9). In the Appendix we give the expressions for the averages that appear in the remainder.

## V I. C O N C L U S I O N .

The main point of this paper is to present the Talagrand proof of the Parisi ansatz in disordered mean field models in the physicist's language. With the aim of emphasizing the conceptual aspects of the proof, we have specialized it to the case of the spherical  $p$ -spin model, where the simplicity of the Parisi solution allows a great reduction of technical difficulties. The main advantage of our approach is that we circumvent the most involved part of the demonstration by a direct solution of a variational problem, which in the case faced in this paper allows for an easy numerical solution. In doing that, we emphasize the connections of the Talagrand proof with the well known method of coupled replicas and the construction of glassy potential functions previously known in the physical literature [3]. Though our paper does not really contain new mathematical results, we hope that it could be useful to spread the Talagrand's results in a larger community.

Of course, the general proof was provided in a general Parisi scheme with arbitrary steps of RSB. This is needed in the case of the SK model or in the low temperature phase of the Ising  $p$ -spin model. There, the derivation is complicated by the need to go to the limit of continuous replica symmetry breaking. In particular, Talagrand showed that, for every  $t < 1$ , it is possible to consider a number  $k = k(t)$  of steps of RSB such that an interpolating system with  $j > k$  steps is solved by the Parisi Ansatz with  $j$  steps. One then has to

show the positivity of  $j$  different potential functions. An alternative is to work directly in the continuous RSB limit, and to look for a lower bound for a suitable family of potential functions depending on a continuous index. These potentials can be computed explicitly in spherical models with full RSB and we hope to report soon on that case.

Thanks to the more physical approach followed in this revisitation of the Talagrand proof, it can also be easier to analyze more involved mean field systems, like those diluted, where a lower bound for the free energy was recently found [6, 7] by an extension of the interpolating procedure.

## V II. A P P E N D I X .

Generalizing the procedure used to define the averages (17), the first step to define  $h_{0,i}$ ,  $h_{1,i}$  and  $h_{2,i}$  is to consider three four-replica Hamiltonian with the general form :

$$\begin{aligned}
 H = & \frac{1}{t} \sum_{i=1}^N \left[ (h_i + h_{d,i}^1) + (h_i + h_{d,i}^2) \right] \\
 & + \frac{1}{(1-u)t} \sum_{i=1}^N \left[ (g_{1,i}^1 + g_{2,i}^1 + g_{d,i}^1) + (g_{i,1}^2 + g_{i,2}^2 + g_{d,i}^2) \right] \\
 & + \frac{1}{t} \sum_{i=1}^N \left[ (\tilde{h}_i + \tilde{h}_{d,i}^1) + (\tilde{h}_i + \tilde{h}_{d,i}^2) \right] \\
 & + \frac{1}{(1-u)t} \sum_{i=1}^N \left[ (\tilde{g}_{1,i}^1 + \tilde{g}_{2,i}^1 + \tilde{g}_{d,i}^1) + (\tilde{g}_{i,1}^2 + \tilde{g}_{i,2}^2 + \tilde{g}_{d,i}^2) \right] ; \quad (54)
 \end{aligned}$$

where the new introduced fields have the same distribution of the corresponding  $h$  and  $g$  fields:  $\tilde{h}$  have the same distribution of  $h$ , and  $\tilde{g}$  the same distribution of  $g$ .

The three different Hamiltonians are specified by:

1.  $H_0$ : the  $\tilde{h}$  and  $\tilde{g}$  fields are respectively independent of the fields  $h$  and  $g$ .
2.  $H_1$ :  $\tilde{g}_1^1 = g_1^1$ ,  $\tilde{g}_1^2 = g_1^2$  and  $\tilde{h} = h$ , while the other  $\tilde{h}$  and  $\tilde{g}$  fields are independent of the corresponding  $h$  and  $g$  fields.
3.  $H_2$ :  $\tilde{g}_1^1 = g_1^1$ ,  $\tilde{g}_1^2 = g_1^2$ ,  $\tilde{h} = h$ ,  $\tilde{g}_2^1 = g_2^1$ ,  $\tilde{g}_2^2 = g_2^2$ ; the "annealed" fields  $\tilde{h}_{i,r}^1$ ,  $\tilde{h}_{i,r}^2$ ,  $\tilde{g}_{i,r}^1$  and  $\tilde{g}_{i,r}^2$  ( $r = 1; 2$ ) are always independent.

We can now define, as done in (14), the Boltzmann averages of a given function of two spin configurations  $k(\sigma; \tau)$ , averaged over all the annealed fields  $\vec{h}_{i,d}^r, \vec{h}_{i,d}^r, g_{i,d}^r, g_{i,d}^r, r = 1, 2$ :

$$(k(\sigma; \tau))_{2;1;0} = \frac{\prod_{i=1}^{R+1} \sum_{\vec{h}_{i,d}^r, \vec{h}_{i,d}^r, g_{i,d}^r, g_{i,d}^r} \sum_{\vec{D}, \vec{D}} k(\sigma; \tau) \exp(-\beta H_{2;1;0})}{Z_{2;1;0}} \quad r = 1, 2; \quad (55)$$

$$Z_{2;1;0} = \prod_{i=1}^{R+1} \sum_{\vec{h}_{i,d}^r, \vec{h}_{i,d}^r, g_{i,d}^r, g_{i,d}^r} \sum_{\vec{D}, \vec{D}} (q(\sigma; \tau) - q_c) (q(\sigma; \tau) - q_c) \exp(-\beta H_{2;1;0});$$

The three averages that appear in the remainder are then defined by:

$$(k(\sigma; \tau))_{2;1} = \frac{\sum_{g_1^1, g_1^2} \sum_{\vec{h}_1} \sum_{g_2^1, g_2^2} \sum_{\vec{h}_2} Z_2^{\frac{m-1}{2}} Z_2^{\frac{m-1}{2}} \prod_{i=1}^{\frac{m-1}{2m-1}} \sum_{\vec{D}_i} (k(\sigma; \tau))_2}{\sum_{g_1^1, g_1^2} \sum_{\vec{h}_1} \sum_{g_2^1, g_2^2} \sum_{\vec{h}_2} Z_2^{\frac{m-1}{2}} Z_2^{\frac{m-1}{2}}}; \quad (56)$$

$$(k(\sigma; \tau))_{1;1} = \frac{\sum_{g_1^1, g_1^2} \sum_{\vec{h}_1} \sum_{g_2^1, g_2^2} \sum_{\vec{h}_2} Z_1^{m-1} \prod_{i=1}^{\frac{m-1}{4m-1}} \sum_{\vec{D}_i} \sum_{g_2^1, g_2^2} \sum_{\vec{h}_2} Z_1^{m-1} (k(\sigma; \tau))_1}{\sum_{g_1^1, g_1^2} \sum_{\vec{h}_1} \sum_{g_2^1, g_2^2} \sum_{\vec{h}_2} Z_1^{m-1} \prod_{i=1}^{\frac{m-1}{4m-1}} \sum_{\vec{D}_i}}; \quad (57)$$

$$(k(\sigma; \tau))_{0;1} = \frac{\sum_{g_1^1, g_1^2} \sum_{\vec{h}_1} \sum_{g_2^1, g_2^2} \sum_{\vec{h}_2} Z_0^{m-1} \prod_{i=1}^{\frac{m-1}{2m-1}} \sum_{\vec{D}_i} \sum_{g_2^1, g_2^2} \sum_{\vec{h}_2} Z_0^{m-1} (k(\sigma; \tau))_0}{\sum_{g_1^1, g_1^2} \sum_{\vec{h}_1} \sum_{g_2^1, g_2^2} \sum_{\vec{h}_2} Z_0^{m-1} \prod_{i=1}^{\frac{m-1}{2m-1}} \sum_{\vec{D}_i}} \quad (58)$$

- [1] M. Aizenman, R. Sims, S. L. Starr, Phys. Rev. B 68 (2003) 214403.
- [2] A. Crisanti, H. J. Sommers, Z. Phys B - Condensed Matter 87 (1992) 341-354.
- [3] S. Franz, G. Parisi, M. A. Virasoro, J. Phys I 2 (10) (1992) 1869-1880.
- [4] S. Franz, G. Parisi, J. Phys. I 5 (1995) 1401-1415.
- [5] A. Barrat, S. Franz, G. Parisi, J. Phys. A : Math Gen. 30 (1997) 5593.
- [6] S. Franz, M. Leone, J. Stat. Phys. 111 (2003) 535.
- [7] S. Franz, M. Leone and F. L. Toninelli, J. Phys. A 36 (2003) 10967.
- [8] S. Franz, F. L. Toninelli, J. Phys. A : Math. Gen. 37 (2004) 7433-7446.
- [9] S. Franz, F. L. Toninelli, J. Stat. Mech. (2005) P01008.
- [10] S. Franz, M. Leone, F. Ricci-Tersenghi, R. Zecchina, Phys. Rev. Lett. 87 (12) (2001) 127209.
- [11] F. Guerra, Comm. Math. Phys. 233 (2003) 1-12.
- [12] F. Guerra, cond-mat/0410435 (Oct 2004).
- [13] F. Guerra, F. L. Toninelli, Commun. Math. Phys. 230 71-79 (2002).

- [14] L.F. Cugliandolo, J.Kurchan, Phys.Rev.Lett. 71 173 (1993)
- [15] M.Mezard, G.Parisi, M.A.Virasoro, Europhys Lett. 1 (1986) 77-82.
- [16] M.Mezard, G.Parisi, Eur.Phys.J.B 20 (2001) 217-233.
- [17] M.Mezard, G.Parisi, M.A.Virasoro, Spin Glass Theory and Beyond, World Scientific, Singapore (1987).
- [18] T.M.Nieuwenhuizen, Phys.Rev.Lett. 74 (21) (1994) 4289-4292.
- [19] G.Parisi, Phys.Lett. 73 A (3) (1979) 203-205.
- [20] S.Franz, G.Parisi, Phys.Rev.Lett. 79 (13) (1997) 2486-2489.
- [21] D.Ruelle Commun.Math.Phys. 108 (1987) 225-239
- [22] M.Talagrand, C.R.Acad.Sci.Paris, Ser.I 337 (2003) 111-114.
- [23] M.Talagrand, Annals of Mathematics, to appear.
- [24] M.Talagrand, Probab.Theor.Related Fields, to appear.
- [25] M.Talagrand Spin glasses: a challenge for mathematicians. Mean field models and cavity method, Springer-Verlag, Berlin (2003).
- [26] M.Mezard, M.A.Virasoro, J.Physique 46 (1985) 1293-1307.
- [27] G.Parisi, G.Ruocco, F.Zamponi, Phys.Rev.E 69 (2004) 061505.
- [28] This means that the number of levels in an interval of free energies  $[f_1; f_2]$  follows a Poissonian distribution with average  $e^{-m f_2} - e^{-m f_1}$ .
- [29] Talagrand obtained the bound within the interpolating method. Some of the solutions he uses were previously derived in [3] with the replica method.