

Master equations for pulsed magnetic fields: Application to magnetic molecules

Ioannis Rousochatzakis and Marshall Luban^yDepartment of Physics and Astronomy and Ames Laboratory
Iowa State University, Ames, Iowa 50011

We extend spin-lattice relaxation theory to incorporate the use of pulsed magnetic fields for probing the hysteresis effects exhibited at low temperatures by the dynamical magnetization of magnetic molecules with isotropic Heisenberg exchange interactions. The main assumption made is that the lattice degrees of freedom equilibrate in times much shorter than both the experimental time scale (determined by the field sweep rate) and the typical spin-lattice relaxation time. Primary emphasis is given to the case of magnetic molecules with a spin $1/2$ ground state (well separated from the excited levels) so as to generalize the standard Bloch equation describing the relaxation of the dynamical magnetization in pulsed fields. The generalized equation provides results in excellent agreement with the dynamical hysteresis loops observed in the fV_{eg} ($S = 1=2$ ground state) magnetic molecule, upon identifying the acoustic one-phonon process as the dominant relaxation mechanism. A similar generalized Bloch equation is derived and analyzed for the class of magnetic molecules known as antiferromagnetic rings, for low enough temperatures, where they may be approximated as two-level systems.

PACS numbers: 75.45.+j, 75.50.Xx, 75.60.Ej

I. INTRODUCTION

The subject of magnetic molecules has attracted much attention both for its scientific importance for studying fundamental issues in nanomagnetism as well as for potential applications. In a crystalline sample of these systems, one has a macroscopic number of identical replicas of a single molecular unit; within this unit are embedded a finite number of magnetic ions, coupled via Heisenberg super-exchange interactions. Furthermore, the intermolecular magnetic interactions are of dipolar origin and can usually be neglected. As a result, bulk measurements reflect the magnetic properties of the individual molecules, with its most prominent feature, arising from the finite number of magnetic ions, being the appearance of a discrete magnetic energy level spectrum. This feature is reflected in their relaxational behavior which mainly arises from the interaction with environmental degrees of freedom, i.e., a "heat bath", such as phonons: The relaxation times of the dynamical magnetization in these systems can become very long even at moderately high temperatures. Specifically, in molecules with a high spin ground state^{1,2,3} (single molecule magnets (SMM's)) an anisotropy energy barrier is responsible for relaxation times as high as $10^3 - 10^5$ sec, whereas in some molecules with a low spin ground state, they are of the order of $10^{-3} - 10^0$ sec for $T < 4$ K.^{4,5,6,7,8,9} The existence of long relaxation times becomes manifest through the appearance of dynamical hysteresis effects,^{1,2,3,4,5,6,7,8,9} when using pulsed magnetic fields, and this is one of the most exciting phenomena observed in magnetic molecules. An important goal in nanomagnetism is to understand from first-principles the underlying mechanisms of such dynamical phenomena.

Dynamical hysteresis effects are manifest only when the experimental time scale τ_{ex} (determined by the field sweep rate) is in the regime of the spin-lattice relaxation

times (or shorter). This opportunity is available for magnetic molecules in conjunction with the current experimental capability of using strong magnetic fields with sweep rates as high as 1 Tesla/ms.^{6,7,8,9} Moreover, one can tailor the time dependence of the field $B(t)$ (some typical sweeps are shown in the insets of Figs. 1 and 2 and in Fig. 3(b)). Given this background, the purpose of this paper is to show that, under specific circumstances and for the common case of the isotropic Heisenberg model, one can extend the conventional relaxation theory^{10,11,12,13,14} (developed for static or periodic fields), to include pulsed fields. The results of this generalized theory when compared with experimental data obtained using a variety of distinct forms of $B(t)$ provide a theoretical method for extracting important microscopic information on the relaxation mechanisms present in magnetic molecules.

A unique realization of the above ideas and which actually motivated this paper was reported recently in Ref. 6, where dynamical magnetization measurements were performed on a relatively simple system, the fV_{eg} magnetic molecule.^{6,15} This system can be pictured in terms of two identical triangular units ("spin-triangles") per molecule, each unit consisting of three spins $1/2$ (VO^{2+} ions) interacting via isotropic antiferromagnetic (AFM) exchange. Two of the 2-spin exchange constants (measured in units of Boltzmann's constant) are equal ($J_a = 65$ K) and an order of magnitude larger than the third ($J_c = 7$ K). The energy level diagram of each spin triangle consists of a 2-fold degenerate ground state with total spin $S = 1=2$, an excited doublet with $S = 1=2$ and excitation energy $J_a - J_c = 58$ K, and finally a 4-fold degenerate level with $S = 3=2$ and excitation energy $3J_a=2 = 97$ K. The temperature range investigated in Ref. 6 was $1.5 - 5$ K and the fields ($B < 25$ Tesla) were well below the value (~ 74 Tesla), where the $S = 3=2, M = \pm 3=2$ level is expected¹⁵ to cross the ground state $S = 1=2, M = \pm 1=2$ level.

As such, for these experimental conditions, it suffices to consider only the ground state doublet of each triangular unit.^{6,15} In this sense a fV₆g sample at these low temperatures constitutes an assembly of independent spin 1/2 entities. The magnetization measurements⁶ were performed using a variety of closed cycles with sweep rates of order 1 Tesla/ms (see inset of Figs. 1 and 2) and showed pronounced magnetization hysteresis loops. The specific origin of this hysteretic behavior, the temperature dependence, and the order of magnitude of the spin-lattice relaxation times in fV₆g are different from those that have been observed in other magnetic molecule systems.^{1,2,3,4,5}

As explained in Ref. 6, in fV₆g the hysteresis effects are observed because the experimental time scale τ_{ex} is comparable to τ_s . In addition, it was assumed that for the temperature range $T > 1.5$ K, the phonons are in equilibrium with the cryostat at all experimental times. This assumption was confirmed by the fact that the hysteresis loops were accurately reproduced⁶ (see Figs. 1 and 2) upon using a generalization of the standard^{10,11,16} Bloch equation for $M(t)$, where the relaxation time τ_s depends on the instantaneous $B(t)$ (see Secs. II and IIIA). In particular, by fitting the experimental magnetization data for different field sweeps and temperatures, it was possible to establish that the direct one-phonon process is the dominant relaxation mechanism: In each spin triangle, the relaxation is shown to be driven by acoustic phonon modes meeting the resonance condition for the instantaneous energy separation of the Zeeman-split ground state doublet. The importance of this generalization of the Bloch equation lies both in its great simplicity as well as its convenience for obtaining important microscopic information such as the mechanisms responsible for the magnetization relaxation.

In view of the above, as a first step it is essential to show from first principles how and under what assumptions one can arrive at the generalized Bloch equation. Our second goal is to develop the corresponding theory for magnetic molecules with a spin S ground state well separated from the excited levels. We also want to consider the more general problem of magnetic molecules with isotropic Heisenberg exchange where the full spectrum of energy levels is relevant. Our approach consists of deriving the master equations for the populations of the magnetic energy levels; for the two-level system these equations lead to the generalized Bloch equation. In the present work we do not consider an isotropic term in the spin Hamiltonian that can give rise to Landau-Zener-Stueckelberg transitions^{17,18} and related phenomena such as the magnetic Foehe effect.¹⁹

The organization of this article is as follows. In Sec. II we describe in qualitative terms the main ideas regarding the relaxational behavior in a pulsed field, of a magnetic molecule with a spin 1/2 ground state which is well separated from the excited levels. This simpler case is discussed first, so that the main underlying assumptions of the theory and its consequences can become clear from

the outset and provide the guidelines for the mathematical derivations that follow in later sections. The quantitative generalization of the spin-lattice relaxation theory to the case of pulsed fields is performed in Sec. III for a magnetic molecule with a spin S ground state well separated from the excited levels. The same theory can be relevant to systems with independent paramagnetic ions showing hysteretic behavior in pulsed fields.²⁰ In Sec. IIIA, we apply our analysis to the $S = 1/2$ ground state and arrive at the generalized Bloch equation. We discuss at length the problem of relaxation due primarily to one-phonon processes. In Sec. IV we extend our considerations to include all the energy levels of the general isotropic Heisenberg model. An important application, that of the antiferromagnetic ring structures ("AFM rings"), is discussed in Sec. IVA. In particular, we examine the low-temperature regime in the vicinity of the lowest level-crossing field where such a magnetic molecule behaves essentially like a 2-level system, and show that the relaxation follows a generalized Bloch equation similar to that in the spin 1/2 case. In addition, we illustrate these ideas by showing typical hysteresis loops obtained from the numerical solution of our generalized Bloch equation applied to the AFM rings case, at low temperatures and for two distinct, commonly used experimental sweep forms $B(t)$. Finally, in Sec. V we provide a brief summary and discussion of the present work.

II. QUALITATIVE IDEAS

Here we discuss the main underlying assumptions of our generalization of spin-lattice relaxation theory for pulsed magnetic fields, as well as the new features of the theory. This is best described in the context of a simple system, specifically a magnetic molecule with a spin 1/2 ground state well separated from the excited energy levels.

In the presence of a static field B_0 , and for certain conditions given below, a spin 1/2 system initially driven out of equilibrium follows the well known Bloch equation,^{10,11,16}

$$\dot{M}(t) = \frac{1}{\tau_s(T; B_0)} [M_{\text{eq}}(T; B_0) - M(t)]; \quad (1)$$

where $M(t)$ is the instantaneous magnetic moment per spin, $M_{\text{eq}}(T; B_0) = \frac{1}{2} \hbar \gamma \tanh(\hbar \gamma B_0 / 2k_B T)$ is its equilibrium value, γ is the spectroscopic gyromagnetic ratio, and $\tau_s^{-1}(T; B_0)$ denotes the spin-lattice relaxation rate whose magnitude depends on the specific details of the spin-bath coupling, the temperature T of the bath, as well as the field value B_0 . The dot in $\dot{M}(t)$ denotes differentiation with respect to time t . The basic assumptions underlying Eq. (1), are that (i) the coupling of the spins to the bath degrees of freedom is sufficiently weak that perturbation theory can be applied (Born approximation), (ii) the relaxation times, τ_b , of the heat bath

are much shorter than τ_s (justifying the Markov approximation) and (iii) the characteristic Bohr frequencies of the spin Hamiltonian are much larger than $1/\tau_s$ (rotating wave approximation (RWA)). A question that is relevant to what follows is why the spin-lattice relaxation rate depends on the excitation energy of the Zeeman-split doublet and therefore on the value of the static field. Briefly, this arises from the conservation of energy and Fermi's Golden rule: From the spin-bath interaction, only the part with angular frequency $j\beta_0$ gives rise to appreciable transitions between the two Zeeman-split levels. This in turn gives rise to a relaxation rate $1/\tau_s$ proportional to the Fourier transform of equilibrium bath correlation functions evaluated at $j\beta_0$.^{11,12,13,14}

By contrast, for pulsed fields it is not immediately clear how the transitions between the two levels are related to the instantaneous field $B(t)$. However, it is possible to draw some qualitative inferences for the following realistic case. First, we note that, for not too low temperatures (typically $T > 1$ K), the number of available phonon modes per spin can be very large so that the phonon bath can be assumed to be a large reservoir, and as a result the phonons equilibrate independently from the spins in times τ_b which typically are very short ($\tau_b < 10^{-6}$ sec).^{4,16} Now, the adiabatic excitation energy of the Zeeman-split doublet is not fixed but it changes proportionally to the instantaneous external field. Furthermore, this continuous change occurs in a time scale τ_e (e.g. $\tau_e \sim 1$ msec) which is much longer than τ_b . Hence it is perhaps reasonable that appreciable induced transitions are those that correspond to the adiabatic excitation energy of the Zeeman-split doublet. That is, the relaxation is driven by phonon modes meeting the resonance condition for the instantaneous energy separation of the Zeeman-split doublet. This suggests that $M(t)$ might relax towards the instantaneous equilibrium value $M_{eq}(T; B(t))$, with a rate $1/\tau_s(T; B(t))$ that corresponds to the instantaneous energy separation of the Zeeman-split doublet, i.e.,

$$\dot{M}(t) = \frac{1}{\tau_s(T; B(t))} [M_{eq}(T; B(t)) - M(t)] : \quad (2)$$

In Eq. (2) the time variable appears in both $M_{eq}(T; B(t))$ and $1/\tau_s(T; B(t))$ but only through the externally controlled field $B(t)$. As shown explicitly below, Eq. (2) can in fact be derived based on the assumption of adiabaticity, namely that the sweep rate of $B(t)$ is small compared to $1/\tau_b$, and as long as the phonons equilibrate independently from the spins. However, this last condition can be expected to progressively break down below 1 K, since the number of available phonon modes per spin can become much less than unity and as a result the phonons can no longer be assumed to be a large reservoir relaxing independently from the spins. Indeed, this has been observed at very low temperatures for paramagnetic spins^{16,21,22} and for magnetic molecules^{4,5,23} and is termed the phonon bottleneck (PB) effect.

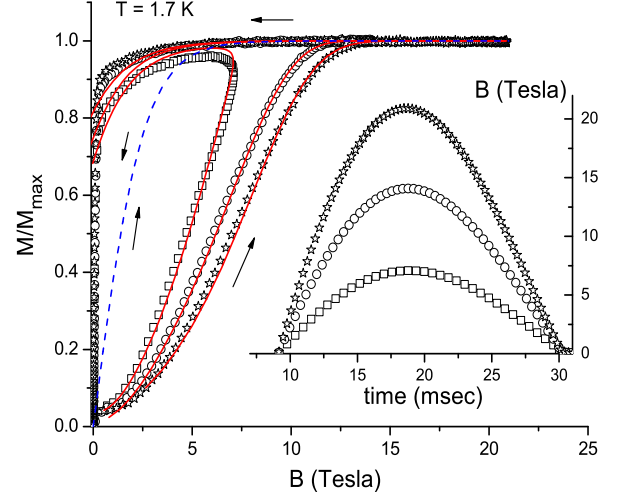


FIG. 1: (Color online) Measured magnetization vs magnetic field of the magnetic molecule Fv₆g at $T = 1.7$ K and for the half-cycle field sweeps shown in the inset. The solid lines are obtained by solving numerically the generalized Bloch equation, Eq. (2) (for details see Ref. 6). The dashed line indicates the instantaneous equilibrium magnetization, given by Eq. (30). The sudden drop of M to zero at $B = 0$ is explained⁶ in the context of LZS transitions.

III. MASTER EQUATIONS FOR SPIN S

In this section, the above discussion will become quantitative. We consider a magnetic molecule having a ground state of definite total spin S , well separated from the excited levels.³⁰ One should note that the discreteness of the magnetic energy spectrum arises from the finite number of exchange-coupled spins within each molecule, together with the negligible intermolecular magnetic interactions. We assume that the temperature is low enough and the field regime covered is well below the lowest level-crossing field, so that we only need to consider the lowest spin S level. We first treat the case of general spin S and specialize to $S = 1/2$ in subsection IIIA, in the context of the Fv₆g magnetic molecule discussed above.

The case where there are anisotropic terms in the spin Hamiltonian such as single-ion anisotropy or anisotropic exchange cannot readily be included in the present analysis. Such terms can be experimentally manifest through the appearance of magnetization steps at given field values, such as the one observed⁶ for Fv₆g for $B = 0$. Hence, for the case of anisotropy, our analysis is relevant only for fields away from $B = 0$.

We employ the standard^{12,13,14} method of treating both the spin and the bath degrees of freedom quantum-mechanically. In view of the above assumptions, the Hamiltonian of the combined system (spin S + heat

bath) is written as

$$H(t) = H_s(t) + H_B + V; \quad (3)$$

where $H_s(t) = \hbar \sum_j \beta_j(t) S_z - \hbar f(t) S_z$ corresponds to the Zeeman energy, H_B is the bath Hamiltonian, and V is the spin-bath coupling. Here the spin operators are taken to be dimensionless. Typical forms of $f(t)$ currently used in pulsed field experiments are shown in the insets of Figs. 1 and 2 and also in Fig. 3(b). In these sweeps the field changes in a time scale τ_e which can be of the order of 1 m sec. For our purposes it is unnecessary to specify the detailed form of the interaction V , however, it can always be written in the general form

$$V = \hbar \sum_a A_a R_a; \quad (4)$$

where A_a (R_a) are hermitian operators of the spin (bath) system. This coupling may, for example, originate in the modulation of the exchange coupling terms (between the individual magnetic ions of the molecule) or the modulation of the interaction of each individual ion with its local environment (e.g. the crystal field) which dynamically affects the spin degrees of freedom through the spin-orbit coupling.^{21,24} In both cases, the modulation originates from lattice deformations, i.e., phonons. The terms bath and environmental degrees of freedom will be understood to mean phonons.

The equation of motion for the density matrix $\rho(t)$ of the combined system follows the von Neumann equation^{12,13,14}

$$\dot{\rho}(t) = -i[H(t)\rho(t) - \rho(t)H(t)]; \quad (5)$$

It is convenient to use the following interaction picture

$$\rho = e^{iF(t)S_z + H_B t/\hbar} \rho_0 e^{-iF(t)S_z + H_B t/\hbar}; \quad (6)$$

where $F(t) = \int_0^t f(t') dt'$. The equation of motion for ρ is then

$$\dot{\rho}(t) = -i[\mathcal{V}(t)\rho(t) - \rho(t)\mathcal{V}(t)]; \quad (7)$$

with $\mathcal{V}(t)$ defined as

$$\begin{aligned} \mathcal{V}(t) &= e^{iF(t)S_z + H_B t/\hbar} V e^{-iF(t)S_z + H_B t/\hbar} \\ &= \hbar \sum_a \tilde{A}_a(t) R_a(t); \end{aligned} \quad (8)$$

where $\tilde{A}_a(t) = e^{iF(t)S_z} A_a e^{-iF(t)S_z}$, and $R_a(t) = e^{iH_B t/\hbar} R_a e^{-iH_B t/\hbar}$. Now, all the relevant information about the spin system is contained in the so-called reduced density matrix $\rho_s(t) = \text{Tr}_B(\rho(t))$, since for example

$$\langle S_z(t) \rangle = \text{Tr}_s f[\text{Tr}_B(\rho(t))] S_z g = \text{Tr}_s f_s(t) S_z g; \quad (9)$$

where Tr_s (Tr_B), denotes the partial trace over the spin (bath) degrees of freedom. Thus we are mainly interested

in finding an equation of motion for $\rho_s(t)$. We first make the assumption that the spin-bath coupling is sufficiently weak so that the Born approximation can be used. Furthermore, we consider temperatures high enough ($T > 1$ K) so that the number of available phonon modes per spin is very large and as a result the phonons equilibrate independently from the spins. Given this consideration and the expectation that the phonon relaxation times τ_b (typically $\tau_b < 10^{-6}$ sec) are much shorter than both the experimental time scale τ_e and the spin-lattice relaxation time τ_s , the density matrix of the combined system (spin system + bath) can be factored as $\rho(t) = \rho_s(t) \rho_B$, where $\rho_B = e^{-H_B/k_B T} / Z_B$ describes the stationary state of the heat bath at temperature T . Here Z_B denotes the bath partition function, $1/(k_B T)$, and k_B is Boltzmann's constant. The above factorization of the total density matrix is expected to break down for very low temperatures (typically $T < 1$ K) where one expects the phonon bottleneck (PB) effect to take place (see further discussion below). Employing the above approximations, one arrives at the following integro-differential equation of motion for ρ_s ,^{12,13,14}

$$\dot{\rho}_s(t) = \frac{1}{\hbar^2} \int_0^t du \text{Tr}_B [\mathcal{V}(u) \rho_s(u) \rho_B]; \mathcal{V}(t); \quad (10)$$

We denote the adiabatic eigenvalues of $H_s(t)$ by $\epsilon_M(t) = \hbar f(t) M$, where $M = S; \dots; -S$. The adiabatic excitation frequencies of $H_s(t)$ are of the form $\omega(t) = f(t)$, where $\omega = 2S; \dots; -2S$. Now, for a given operator A_a of the spin system it is very convenient to construct the so-called eigenoperator \mathcal{A}_a , corresponding to a given excitation frequency $\omega(t)$ as

$$\mathcal{A}_a = \sum_{M, M'} \langle M | \mathcal{A}_a | M' \rangle | M \rangle \langle M' |; \quad (11)$$

where δ_{ij} denotes the Kronecker delta symbol. The eigenoperators obey the equation

$$\mathcal{A}_a = \sum \mathcal{A}_a; \quad (12)$$

where the sum extends over all possible integers. The reason for introducing the eigenoperators \mathcal{A}_a is that they take a very simple form in our interaction picture, namely

$$\tilde{\mathcal{A}}_{a;}(t) = e^{iF(t)S_z} \mathcal{A}_a; e^{-iF(t)S_z} = e^{iF(t)} \mathcal{A}_a; \quad (13)$$

We note in particular that for a static external field B_0 , we have $F(t) = \omega_0 t$, where $\omega_0 = \gamma B_0$ and the phase factor in Eq. (13) becomes the familiar form $\exp(-i\omega_0 t)$. In the present case, Eq. (10) along with Eqs. (8), (12) and (13) and the variable change $u = t - u$, give

$$\begin{aligned} \dot{\rho}_s(t) &= \int_0^t du \sum_{a,c} \sum_{\omega} e^{iF(t)\omega} e^{-iF(t-u)\omega} [\mathcal{A}_c; \rho_s(t-u) \\ &\quad \mathcal{A}_a; \rho_s(t-u) \mathcal{A}_c; \rho_s(t-u)] \langle \mathcal{R}_a(u) \mathcal{R}_c(0) \rangle_B + \text{h.c.} \end{aligned} \quad (14)$$

where the quantities in angular brackets

$$\langle \mathbb{R}_a(u) \mathbb{R}_c(0) \rangle_B = \text{Tr}_B (\mathbb{R}_a(u) \mathbb{R}_c(0)) ; \quad (15)$$

are equilibrium time correlation functions of the bath, and the symbol h.c. denotes hermitian conjugate. As mentioned repeatedly, the bath relaxational time τ_b is typically very short compared to both τ_s and τ_e . This allows one to perform the following simplifications. First, we may extend the upper limit of integration in Eq. (14) to infinity. Second, the variation of $e_s(t-u)$ in the time scale of τ_b is extremely small (since $\tau_s \gg \tau_b$), so it is justified to perform the usual Markov approximation,^{12,13,14} namely we replace $e_s(t-u)$ by $e_s(t)$. Similarly, the variation of $F(t-u)$ in the time scale of τ_b is also extremely small. Therefore we may approximate $F(t-u)$ by

$$F(t-u) = F(t) - u \dot{F}(t) = F(t) - u \dot{F}(t); \quad (16)$$

i.e., by a Taylor expansion through first order in u . The neglect of higher order terms is valid since $u^2 \dot{F}(t) \ll u \dot{F}(t)$, is equivalent to $\tau_b \ll \tau_e$ (with the bath correlation time τ_b taken as the maximum value of u , and τ_e taken as a typical value of the ratio $B(t) = B(-t)$). Substituting Eq. (16) into Eq. (14), we obtain

$$e_s(t) = \sum_{a;c} \sum_{\alpha} e^{iF(t)(\alpha_+)} a_c(\alpha(t)) \mathbb{A}_c; e_s(t) \mathbb{A}_{a;0} \mathbb{A}_{a;0} \mathbb{A}_c; e_s(t) + \text{h.c.}; \quad (17)$$

where we define the bath correlation functions, at the time-dependent frequency $\alpha(t)$, as

$$a_c(\alpha(t)) = \sum_{\alpha} \int_0^{\infty} du e^{i\alpha(t)u} \langle \mathbb{R}_a(u) \mathbb{R}_c(0) \rangle_B : \quad (18)$$

We emphasize that the 'adiabatic' $\alpha(t)$ factor in Eq. (18) originates from the second term in the Taylor expansion of $F(t-u)$ and it has important implications in what follows. In particular, since $\alpha(t)$ is proportional to the instantaneous field $B(t)$, it will lead to an equation of motion with relaxation rates that depend explicitly on $B(t)$.

We further adopt the so-called rotating wave approximation (RWA)^{12,13,14} in order to eliminate the phase factors in Eq. (17). Considering the terms in Eq. (17), with $\alpha_+ = 0$, $n \neq 0$, one has

$$\frac{d}{dt} \left[\frac{\exp(i n F(t))}{\exp(i n F(t))} \right] = n j \beta(t); \quad (19)$$

which is of order 10^{11} s^{-1} (for typical values $n = 1$ and $B = 1$ Tesla), implying that these non-secular terms "oscillate" very rapidly during the experimental time scale, and thus do not appreciably contribute to the dynamics in Eq. (17).³¹ Thus, by retaining only the terms with $\alpha_+ = 0$ in Eq. (17), we obtain

$$e_s(t) = \sum_{a;c} \sum_{\alpha} a_c(\alpha(t)) \mathbb{A}_c; e_s(t) \mathbb{A}_{a;0} \mathbb{A}_{a;0} \mathbb{A}_c; e_s(t) + \text{h.c.}; \quad (20)$$

This is our generalized master equation in the weak coupling and RWA limit and for slowly changing (compared to the bath relaxation rates) external fields.

Before we discuss the major consequences of this generalized master equation, we go one step further and derive the equations for the populations (diagonal elements of ρ_s) of the various states $\mathbb{M} > 0$. Using the matrix elements of the eigenoperators

$$(\mathbb{A}_a;)_M M^0 = (\mathbb{A}_a)_{M M^0} M^0 M; ; \quad (21)$$

and the relation $(e_s)_{M M} = (\rho_s)_{M M}$, one finds that the populations decouple from the non-diagonal terms and evolve according to the following generalization of the standard Pauli master equation

$$(\dot{\rho}_s)_{M M} = \sum_{M^0} W_{M^0 M}(t) (\rho_s)_{M^0 M^0} - \sum_{M^0} W_{M M^0}(t) (\rho_s)_{M M} : \quad (22)$$

The time-dependent transition rates $W_{M^0 M}(t)$ and $W_{M M^0}(t)$ are defined as

$$W_{M M^0}(B(t)) = \sum_{a;c} a_c(\alpha(t)) (\mathbb{A}_a)_{M M^0} (\mathbb{A}_c)_{M^0 M}; \quad (23)$$

where $h(\alpha(t)) = \alpha(t) - \alpha^0(t)$, and

$$\begin{aligned} Z_{+1}(\alpha(t)) &= a_c(\alpha(t)) + a_{ca}(\alpha(t)) \\ &= \sum_{\alpha} \int_0^{\infty} du e^{i\alpha(t)u} \langle \mathbb{R}_a(u) \mathbb{R}_c(0) \rangle_B : \end{aligned} \quad (24)$$

An important property of the transition rates is the detailed balance condition that arises from the following quantum property^{12,13,14} of the (stationary) bath correlation functions appearing in Eq. (24)

$$a_c(\alpha(t)) = \exp(-h(\alpha(t))) a_{ca}(\alpha(t)); \quad (25)$$

The detailed balance condition follows straightforwardly from Eq. (23) along with Eq. (25)

$$W_{M M^0}(t) = \exp(-h(\alpha(t))) W_{M^0 M}(t); \quad (26)$$

We have now arrived at the main results of this section, i.e. Eqs. (20) and (22) together with Eqs. (18) and (24). A comparison with the standard relaxation theory (for static fields) shows clearly the physics underlying the generalization made in this section: Equation (20) (or (22)) along with Eq. (18) (or (24)) involve relaxation rates that depend on the adiabatic energy excitations of the spin system, which in turn are proportional to $B(t)$. All information about specific details of relaxation mechanisms is contained in the bath correlation functions as well as the matrix elements $(\mathbb{A}_a)_{M M^0}$ (see Eq. (23)).

Reviewing our derivation, the key assumption is that the bath degrees of freedom equilibrate independently from the spins in times $\tau_b \ll \tau_e; \tau_s$. The basis of this assumption is that the number of available environmental modes per spin is so large that the bath can be considered to be a large reservoir, hence neglecting any feedback

from the spin dynamics. This allowed the decomposition (t)_s(t)_B and also the Taylor expansion (particularly the second term) in Eq. (16). Despite the intuitive appeal of this assumption, it must be checked by comparing the predictions of the resulting theory with experimental data. As already mentioned in the Introduction and discussed in length below, for the hysteretic behavior in fV₆g, our analysis is in excellent agreement with the experimental data for T > 1.5 K, strongly confirming the validity of our main assumption in that system. For lower T, preliminary data²³ suggest the onset of the phonon bottleneck (PB) effect whose origin is exactly the suppression of the number of available bath modes per spin.^{4,16,21}

A. Application to S = 1/2

Here, we demonstrate the above theoretical treatment for the simplest case of S = 1/2. The equation of motion (Eq. 22) for the populations of the spin-up (j >) and spin-down (j <) states reads

$$\begin{aligned} (\dot{\rho}_{s})_{++} &= W_{+}(t)(\rho_{s})_{-+} - W_{+}(t)(\rho_{s})_{++} ; \\ (\dot{\rho}_{s})_{-+} &= W_{+}(t)(\rho_{s})_{++} - W_{+}(t)(\rho_{s})_{-+} ; \end{aligned} \quad (27)$$

On using the normalization condition $(\rho_{s})_{++} + (\rho_{s})_{-+} = 1$, the quantity $\langle \rho_z(t) \rangle = \text{Tr}_s(\rho_s(t)\rho_z) = (\rho_{s})_{++} - (\rho_{s})_{-+}$, satisfies the equation of motion

$$\begin{aligned} \langle \dot{\rho}_z \rangle &= [W_{+}(t) - W_{-}(t)] \langle \rho_z \rangle ; \\ [W_{+}(t) + W_{-}(t)] \langle \rho_z \rangle &: \end{aligned} \quad (28)$$

The detailed balance condition, Eq. (26), in this case gives $W_{+}(t) = \exp(h(t))W_{-}(t)$, where $h(t) = \frac{2h_j j}{\beta(t)}$, denotes the instantaneous energy difference of the Zeeman-split doublet. Since $M(t) = h_j j \langle \rho_z \rangle = 2$, we arrive at the generalized Bloch equation (Eq. (2))

$$M(t) = \frac{1}{s(T;B(t))} [M_{eq}(T;B(t)) - M(t)] ; \quad (29)$$

with the instantaneous equilibrium magnetization (which corresponds to the adiabatic sweep rate) defined as

$$M_{eq}(T;B(t)) = \frac{h_j j}{2} \tanh[h(t)/2] ; \quad (30)$$

and the relaxation rate given by

$$\frac{1}{s(T;B(t))} = W_{+}(t) [1 + \exp(h(t))] ; \quad (31)$$

As discussed already in Sec. II, the physical interpretation of these equations is that M(t) relaxes towards the instantaneous equilibrium value $M_{eq}(T;B(t))$ with a relaxation rate that depends on the instantaneous value of B(t).

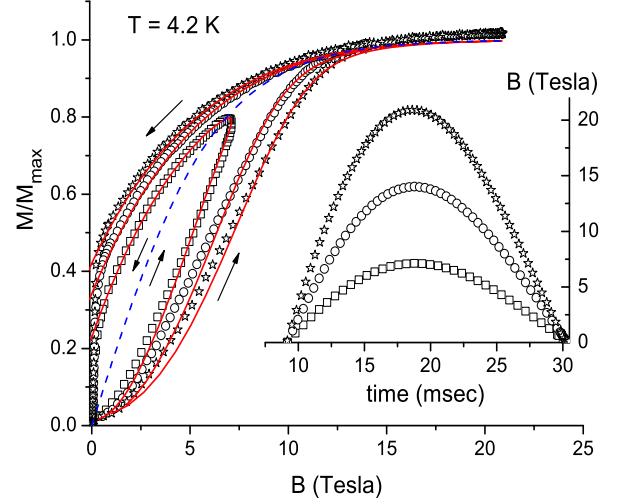


FIG. 2: (Color online) Measured magnetization vs magnetic field for the magnetic molecule fV₆g at T = 4.2 K and for the half-cycle sweeps shown in the inset. The solid lines are obtained by solving numerically our generalized Bloch equation, Eq. (29) (for details see Ref.6). The dashed line indicates the instantaneous equilibrium magnetization, given by Eq. (30). The sudden drop of M to zero at B = 0 is explained⁶ in the context of LZS transitions.

In principle one can invert Eq. (29) and extract $1/s$ in terms of $M(t)$ and $M_{eq}(T;B(t))$ obtained by experiment and the adiabatic equilibrium magnetization $M_{eq}(T;B(t))$. Alternatively, one can directly compare the experimental data with a numerical solution of Eq. (29) by choosing a physically appropriate functional form of $1/s(T;B(t))$ (see below) and adjusting the free parameters. Due to the explicit dependence of $1/s$ and M_{eq} on B(t) one can obtain information on the underlying specific relaxation mechanism(s) by using different sweep forms B(t). More specifically, for low T, compared to the energy excitation of the Zeeman-split doublet, one expects the one-phonon process, rather than multi-phonon processes, to be dominant.^{16,21} Then, for positive fields, the transition rate W_{+} appearing in Eq. (31), is the one-phonon absorption rate, which is proportional to the phonon energy density at the resonance frequency (which behaves like $(T)^3$) and the Bose-Einstein distribution function $[\exp(h(t)) - 1]^{-1}$. This gives rise to the following functional form for the one-phonon contribution, $1/s$, to the relaxation rate

$$1/s = A (T)^3 \coth[h(t)/2] ; \quad (32)$$

The coefficient A is given by $A = 3V_{s1}^2/(2h v^5)$ and it depends on characteristic constants of the sample, specifically the sound velocity v and the mass density ρ, as well as the characteristic energy modulation V_{s1} , of the given spin-phonon coupling mechanism.^{16,21} For negative fields one arrives at the same equation for $1/s$.

The above explicit dependence of $1/\tau_s$ on $B(t)$, in conjunction with Eq. (29), was used in Ref. 6 to achieve agreement with the experimental data for $M(t)$ for a number of diverse sweeps $B(t)$, thereby confirming that the relaxation is mainly driven by single acoustic phonon processes. In Figs. 1 and 2 we show the hysteresis loops measured for the half-cycle sweeps shown in the insets. The solid lines are the theoretical fits obtained by numerical solution of Eq. (29), with $1/\tau_s$ given as the sum of the one-phonon contribution (Eq. (32)) plus a small residual term (that corresponds to additional relaxation mechanisms present) treated as a fitting parameter. For more specific details regarding the estimated values of the free parameters see Ref. 6. The excellent agreement between theory and experiment for each entire loop and for all field sweeps strongly supports the validity of our equations. More importantly it signifies that our starting assumptions are valid in fV_6g in the range $T > 1.5 \text{ K}$. However, as already mentioned our main assumption, that the bath remains in thermal equilibrium at all experimental times, can be expected to break down at lower T since the number of available resonant phonons per molecule progressively decreases on cooling, and the phonon bottleneck (PB) effect^{4,16,21} takes place. In fact, preliminary data for fV_6g at $T = 0.6 \text{ K}$ shows an evident deviation from our theory suggesting the onset of the PB effect.²³

Finally, we note once again that our present treatment cannot account for the magnetization steps observed at the level-crossing regime $B = 0$: They are explained⁶ in terms of Landau-Zener-Stueckelberg (LZS) transitions^{17,18} originating from the existence of non-diagonal terms in the spin Hamiltonian which have been excluded from our present analysis. More generally, we emphasize that despite the smallness of such terms they can become manifest by using pulsed fields with high sweep rates.

IV. MASTER EQUATIONS FOR THE GENERAL ISOTROPIC HEISENBERG MODEL

The generalization to more than one level of well-defined spin is now straightforward; hence the discussion will be short, and only the main points will be emphasized. The Hamiltonian of the combined system (magnetic molecule + heat bath) can be written as (neglecting anisotropic effects such as single-ion anisotropy and anisotropic exchange)

$$H(t) = H_0 + hf(t)S_z + H_B + V : \quad (33)$$

The only difference with the Hamiltonian (Eq. (3)) of the previous section is the explicit addition of the zero-field term H_0 which contains the Heisenberg exchange coupling term

$$H_0 = \sum_{i < j} J_{ij} S_i \cdot S_j ; \quad (34)$$

where J_{ij} denotes the exchange constants between the spins at sites i and j . The eigenstates of H_0 are of the form $|j, S, M\rangle$, where j corresponds to additional quantum numbers. Moreover, for zero magnetic field and for given values of j and S there is a $(2S+1)$ -fold degeneracy. It is important to note that H_0 and S_z commute (which is not true when H_0 contains anisotropic terms). This is of great help since it allows one to extend the interaction picture used in the previous section, as

$$e = e^{i(H_0 t + h + F(t)S_z + H_B t)} e^{i(H_0 t + h + F(t)S_z + H_B t)} : \quad (35)$$

The adiabatic energy eigenvalues have the form $E_{SM}(t) = E_S^0 + hf(t)M$, where the first term corresponds to the zero-field spectrum of the exchange Hamiltonian (Eq. (34)) and the second term to the Zeeman energy. Hence, the adiabatic excitation frequencies are of the form $\omega(t) = \omega_0 + f(t)$, where $\hbar\omega_0 = E_{0S^0}^0 - E_S^0$ and $M = M^0 - M$. Thus, any given excitation frequency $\omega(t)$ can be characterized completely by ω_0 and M . Now, we define the eigenoperator $A_a(\omega_0; M)$ as

$$A_a(\omega_0; M) = \sum_{j, S, M} \sum_{j', S', M'} \langle j, S, M | A_a | j', S', M' \rangle |j, S, M\rangle \langle j', S', M'| : \quad (36)$$

which yields the following form in our interaction picture,

$$\tilde{A}_a(\omega_0; M) = e^{i\omega_0 t} e^{iF(t)S_z} A_a(\omega_0; M) : \quad (37)$$

Employing the same steps as in the previous section, one arrives at the master equation

$$\dot{e}_s(t) = \sum_{ac} \sum_{\omega_0, M} A_c(\omega_0; M) \tilde{A}_c(\omega_0; M) e_s(t) A_a(\omega_0; M) + \text{h.c.} ; \quad (38)$$

where $\omega(t) = \omega_0 + f(t)$. Using the matrix elements of the eigenoperators $A_a(\omega_0; M)$

$$\langle j, S, M | A_a(\omega_0; M) | j', S', M' \rangle = \langle j, S, M | A_a | j', S', M' \rangle : \quad (39)$$

one also obtains the generalized Pauli master equations

$$\dot{W}_{SM; SM} = \sum_{\omega_0, M} W_{SM}^{0S^0 M^0}(t) W_{SM; SM}^{0S^0 M^0}(t) - \sum_{\omega_0, M} W_{SM}^{SM}(t) W_{SM; SM} ; \quad (40)$$

where $W_{SM}^{SM} = W(S, M; S, M)$ are given by

$$W_{SM}^{SM} = \sum_{ac} A_c(\omega_0; M) (S; S^0) + f(t) (M^0 - M) A_a(\omega_0; M) : \quad (41)$$

According to the above analysis, the dynamics of the reduced density matrix has the same major features as

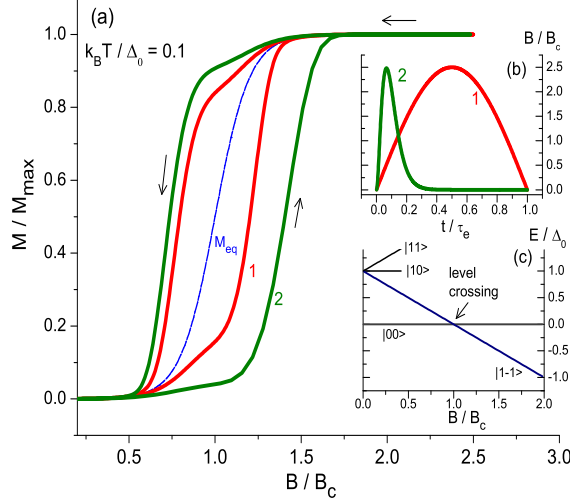


FIG. 3: (Color online) Schematic illustration of the hysteretic behavior for AFM rings for $k_B T = 0.1$ and for two commonly used sweep forms $B(t)$. (a) Hysteresis loops obtained by numerical solution of Eq. (29), with M_{eq} given by Eq. (42), and l_{res} taken as the sum of the one-phonon term of Eq. (43) plus a small residual term R_0 . The parameters A^0 , R_0 as well as the units of time are arbitrary. The equilibrium magnetization is also indicated. (b) The two sweeps considered are $B_1(t) = \sin(t/\tau_e)$ and $B_2(t) = t^2 e^{-30t/\tau_e}$. (c) Low-energy diagram for an AFM ring: For $k_B T \ll \Delta_0$ only the states $|00\rangle$ and $|11\rangle$ are relevant.

in the case of the spin- S ground state, but now with the appropriate and reasonable modification for the excitation frequencies. It should be noted that the RWA is implicitly incorporated in the derivation of Eq. (38). Once again this is a valid approximation provided one uses sufficiently large sweep rates.

For the isotropic Heisenberg model one typically encounters several level crossings at characteristic field values. Now, it is very often the case that small anisotropic terms present in the spin Hamiltonian, can give rise to avoided level crossings ("anti-crossings") and which in turn can be manifest with the appearance of prominent magnetization steps (analogous to those observed in fV_6g) when using pulsed fields. Although such anisotropic terms cannot readily be included in our treatment, it is nevertheless valuable to contrast this step-like behavior with the hysteresis loops obtained from our analysis. This is considered below for a particularly simple but realistic case, namely the low- T regime in AFM rings.

A. Application to AFM rings

Here we give a simple and instructive example, i.e., the case of AFM rings. These are magnetic molecules

comprising an even number of uniformly spaced metal ions arranged as a planar ring (see for example Refs. 25, 26, 27, 28, 29). These magnetic molecules can be well described by the isotropic Heisenberg model with nearest-neighbor super-exchange AFM interactions. Neglecting anisotropy, the low-energy spectrum of these systems consists of a singlet $S = 0$ ground state and a triplet $S = 1$ state with excitation energy Δ_0 (see Fig. 3(c)). Here we consider the low-temperature regime, $T \ll \Delta_0/k_B$, and fields in the vicinity of the first level-crossing value $B_c = \Delta_0/(h\gamma)$, where the singlet $|00\rangle$ level intersects the $M = 1$ (or $|11\rangle$) level of the triplet state. For these temperatures and fields, the AFM rings behave as a two-level system. Hence, we are dealing with a system that is very similar to the spin 1/2 case discussed in Sec. IIIA. In fact, one can arrive at the same generalized Bloch equation for $M(t)$ (Eq. (29)), the only difference being the functional form of the instantaneous magnetization

$$M_{\text{eq}}(T; B(t)) = h\gamma \frac{e^{-\Delta_0(t)}}{1 + e^{-\Delta_0(t)}}; \quad (42)$$

where now the excitation frequency is $\Delta_0(t) = \Delta_0 - h\gamma B(t)$. In addition, the transition rates will depend directly on $\Delta_0(t)$. For instance, if the relaxation is driven by the one-phonon processes discussed in Sec. IIIA, then $h(t)$ in Eq. (32) needs to be replaced by $\Delta_0(t)$, i.e., for both signs of $\Delta_0(t)$ (positive for $B > B_c$ and negative otherwise), so that

$$l_{\text{res}} = A^0 \Delta_0(t)^3 \coth(\Delta_0(t)/2); \quad (43)$$

In Fig. 3(a), we illustrate these ideas by showing the numerical solution of Eq. (29) applied to a typical AFM system for $k_B T = 0.1$ and for two, commonly used, experimental field sweeps shown in Fig. 3(b). We take M_{eq} as given by Eq. (42) and l_{res} as a sum of the expression in Eq. (43) plus a small residual parameter R_0 . The parameters A^0 , R_0 as well as the units of time are taken to be arbitrary. The plateaus of the hysteresis loops at $B = B_c$ result from the fact that in this regime the one-phonon term in l_{res} is suppressed (the right hand side of Eq. (43) vanishes for $\Delta_0 = 0$) and as a result the relaxation process slows down and is driven only by the small residual term R_0 . This behavior is qualitatively different from the hysteretic behavior observed in the dimer fFe_2g^8 and dodecanuclear $\text{fFe}_{12}\text{g}^9$ magnetic molecules, where small anisotropic terms present in the spin Hamiltonian give rise to step-like behavior of $M(t)$ at the level-crossing fields and, consequently, peaks in $dM(t)/dB$. In some cases, these peaks are accompanied with small satellite peaks originating from the interplay of purely quantum and thermal transitions around a level-crossing field. This effect is termed the magnetic Foehn effect and is discussed in Ref. 19.

V. SUMMARY AND DISCUSSION

In conclusion, we have extended the standard spin-lattice relaxation theory, in the context of magnetic molecules with isotropic Heisenberg exchange, to include the case of pulsed magnetic fields. This experimental technique is valuable in these nanomagnetic entities since their relaxation rates can be so small as to be probed using currently available high sweep rates. The main result of our generalization is that the bath correlation functions that enter the transition rates (between the adiabatic energy states) depend explicitly on the adiabatic excitation frequencies of the spin system. Extensive discussion has been devoted to the simple, instructive and recently realizable spin 1/2 case, for which we have derived a generalization of the standard Bloch equation for the dynamical magnetization $M(t)$. The final result confirms the physically intuitive picture, namely, that $M(t)$ relaxes towards the instantaneous equilibrium magnetization with a relaxation rate that depends on the instantaneous excitation energy of the Zeeman-split doublet. A similar generalized Bloch equation was shown to hold for AFM rings which behave as two-level systems at low enough temperatures and in the vicinity of level crossings. The explicit field dependence of the relaxation rates facilitates the identification of the specific mechanism(s) underlying observed hysteretic behavior. The basic assumption in our treatment is that at each moment the heat bath equilibrates (e.g. with the cryostat) independently from the spins, in times τ_b much shorter than both the experimental time scale τ_e (determined by the field sweep rate) and the spin-lattice relaxation times τ_s . At very low temperatures ($T < 1$ K) this assumption is expected to break down, because of the phonon bottleneck (PB) effect. Nevertheless, the range of validity of our analysis and the onset temperature of the PB behavior is to be tested and determined by experiment. In particular, the results of our analysis are in excellent agreement

with the experimental data for FVg if $T > 1.5$ K.

Although we have excluded anisotropic terms from the spin Hamiltonian, we may comment on how to incorporate into our treatment a simple case for SMM's which is the following. When the molecular magnet is in the subspace of the ferromagnetic ground state (i.e. when $k_B T$ is much lower than the first excitation energy) then one has an effective anisotropy term (resulting from single-ion anisotropic terms) of the form $D S_z^2$ where z denotes the direction of the anisotropy axis. Obviously such a case can be easily included into our treatment provided that the direction of the applied pulsed field is along the anisotropy axis. Therefore, this case would be relevant to an experiment performed on a single crystal only.

The present theoretical work provides a first step towards exploiting the possibilities that are offered by probing magnetic molecules using external magnetic fields with high sweep rates. These probes, apart for providing information specific to magnetic molecules, offer the possibility of conducting a detailed study of the relaxational behavior of interacting spin systems as a result of their coupling with a "heat bath" and in particular the excitations of the host lattice. Development of a broad theoretical framework for dealing with relaxational phenomena induced by dynamical magnetic fields is indeed a worthy goal.

VI. ACKNOWLEDGMENTS

The authors thank Y. Ajiro and H. Mitamura for allowing us to reproduce here their experimental data that appear in Ref. 6. We also thank Prof. Ajiro for his very helpful comments that have greatly improved our manuscript. Ames Laboratory is operated for the U.S. Department of Energy by Iowa State University under contract No. W-7405-Eng-82.

Electronic address: rusohatz@ameslab.gov

[†] Electronic address: luban@ameslab.gov

¹ J. R. Friedman, M. P. Sarachik, J. Tejada, and R. Ziob, Phys. Rev. Lett. 76, 3380 (1996); L. Thomas, F. Lioni, R. Balbu, D. Gatteschi, R. Sessoli, and B. Barbara, Nature (London) 383, 145 (1996).

² C. Sangregorio, T. Ohm, C. Paulsen, R. Sessoli, and D. Gatteschi, Phys. Rev. Lett. 78, 4645 (1997).

³ R. Schenker, M. N. Leuenberger, G. Chaboussant, H. U. Gudel, and D. Loss, Chem. Phys. Lett. 358, 413 (2002).

⁴ I. Chiorescu, W. Wernsdorfer, A. Muller, H. Bogge, and B. Barbara, Phys. Rev. Lett. 84, 3454 (2000); I. Chiorescu, W. Wernsdorfer, A. Muller, S. Miyashita, and B. Barbara, Phys. Rev. B 67, 020402(R) (2003).

⁵ O. Waldman, R. Koch, S. Schromm, P. Muller, I. Bert, and R. W. Saalfrank, Phys. Rev. Lett. 89, 246401 (2002).

⁶ I. Rouschatzakis, Y. Ajiro, H. Mitamura, P. Kogerler, and

M. Luban (Phys. Rev. Lett., accepted).

⁷ H. Nojiri, private communication.

⁸ Y. Shapira, M. T. Liu, S. Foner, C. E. Dube, and P. J. Bonitatebus, Jr., Phys. Rev. B 59, 1046 (1999).

⁹ Y. Inagaki, T. Asano, Y. Ajiro, Y. Narumi, K. Kondo, A. Comia, and D. Gatteschi, J. Phys. Soc. Jpn. 72, 1178 (2003).

¹⁰ F. Bloch, Phys. Rev. 70, 460 (1946); 102, 104 (1956); 105, 1206 (1957).

¹¹ C. P. Slichter, Principles of Magnetic Resonance (Springer-Verlag, Berlin, 1992), chapter 5.

¹² K. Blum, Density Matrix Theory and Applications (Plenum Press, New York, 1996), chapter 8.

¹³ H.-P. Breuer and F. Petruccione, The theory of Open Quantum Systems (Oxford University Press, 2002), chapter 3.

¹⁴ H. J. Carmichael, Statistical Methods in Quantum Optics I, Master Equations and Fokker-Planck Equations, (Springer-Verlag, New York, 1999), chapter 1.

- ¹⁵ M. Luban, F. Borsa, S. Bud'ko, P. Canfield, S. Jun, J. K. Jung, P. Kogerler, D. Mentrup, A. Müller, R. Modler, D. Rociss, B. J. Suh, and M. Torikachvili, *Phys. Rev. B*, **66**, 054407 (2002).
- ¹⁶ A. Abragam and B. Bleaney, *Electron Paramagnetic Resonance of Transition Ions* (Clarendon Press, Oxford, 1970), chapter 10.
- ¹⁷ L. Landau, *Phys. Z. Sowjetunion* **2**, 46 (1932); C. Zener, *Proc. R. Soc. London, Ser. A* **137**, 696 (1932); E. C. G. Stueckelberg, *Helv. Phys. Acta* **5**, 369 (1932).
- ¹⁸ S. Miyashita, *J. Phys. Soc. Jpn.* **64**, 3207 (1995).
- ¹⁹ K. Saito, and S. Miyashita, *J. Phys. Soc. Jpn.* **70**, 3385 (2001).
- ²⁰ Y. Ajiro, T. Asano, H. Arita-Katori, T. Goto, K. Koi, K. Kamishima, and H. Ikeda, *Physica B*, **246**, 222 (1998).
- ²¹ K. W. H. Stevens, *Rep. Prog. Phys.* **30**, 189 (1967).
- ²² P. L. Scott and C. D. Jerns, *Phys. Rev.* **127**, 32 (1962).
- ²³ Y. Ajiro, private communication.
- ²⁴ R. D. Matlack, and M. W. P. Strandberg, *Phys. Rev.* **119**, 1204 (1960).
- ²⁵ A. Caneschi, A. Comia, A. C. Fabretti, S. Foner, D. Gatteschi, R. Grandi, L. Schenetti, *Chem. Eur. J.* **2**, 1379 (1996); A. Comia, A. G. M. Jansen, M. Aronste, G. L. Abbat, and D. Gatteschi, *Angew. Chem. Int. Ed.* **38**, 2264 (1999).
- ²⁶ K. L. Taft, C. D. Delfs, G. C. Papaefthymiou, S. Foner, D. Gatteschi, and S. J. Lippard, *J. Am. Chem. Soc.* **116**, 823 (1994).
- ²⁷ J. van Slageren, R. Sessoli, D. Gatteschi, A. A. Smith, M. Hellwig, R. E. P. W. Inpenney, A. Comia, A. L. Barra, A. G. M. Jansen, E. Rentschler, and G. A. Timco, *Chem. Eur. J.* **8**, 277 (2001).
- ²⁸ M. Gerloch, and F. E. M. abbs, *J. Chem. Soc. A* **1967**, 1900.
- ²⁹ A. Caneschi, A. Comia, A. C. Fabretti, and D. Gatteschi, *Angew. Chem. Int. Ed. Engl.* **38**, 1295 (1999).
- ³⁰ The same theory can be applied to independent paramagnetic ions with total spin S (see Ref. 20).
- ³¹ This holds true as long as $B(t)$ remains nonzero; in the level-crossing regime, $B(t) = 0$, the RWA is not strictly valid. However, according to Eq. (19), the time interval t over which the non-secular terms cannot be neglected is extremely small compared to the experimental time scale: For $\tau = 1$ ms one gets $t = 10^{-8}$ ms and therefore, given the much slower relaxation rates τ_s , the inclusion of these terms does not change anything in such a small time interval. Hence, the RWA can be safely used for all fields, even the level-crossing regime.