

Single-site entanglement at “superconductor”-insulator transition in the Hirsch model

Alberto Anfossi,¹ Cristian Degli Esposti Boschi,² Arianna Montorsi,¹ and Fabio Ortolani^{3,2}

¹*Dipartimento di Fisica del Politecnico, C.so Duca degli Abruzzi, 24, I-10129, Torino, Italy*

²*INFM, Unità di Ricerca di Bologna, V.le Berti-Pichat, 6/2, I-40127, Bologna, Italy*

³*Dipartimento di Fisica dell'Università di Bologna and INFN, Via Imerio, 46, I-40126, Bologna, Italy*

(Dated: December 2, 2024)

We investigate the transition to the insulating state which takes place at half-filling in the Hubbard model in presence of bond-charge interaction x (Hirsch model). The study is performed by means of a composite analysis of the numerical results obtained within density-matrix renormalization group (DMRG); on the one hand, the charge gap closure is studied by standard finite size scaling (FSS) analysis; on the other hand we look at singularities in the derivative of local (single-site) entanglement. The results of the two techniques surprisingly agree for $x > 0.5$, showing that the validity of the results obtained by bosonization technique ceases in this region: the transition takes place at a finite Coulomb interaction u_c which increases smoothly up to the exact value $u_c = 4$ for $x = 1$. The behavior of the binding energy for $0 < u < u_c$ is also investigated, confirming the presence of pairing for $x > 0.5$ and $u < u_c$.

PACS numbers: 71.10.Hf, 71.30.+h, 03.65.Ud, 71.27.+a,

I. INTRODUCTION

Recently^{1,2} the role of bond-charge interaction x in inducing interesting physics in low-dimensional correlated electron systems has been underlined. Such interaction is originated from Coulomb repulsion between electrons in solid, and its actual value is in general smaller than the on-site Coulomb interaction (Hubbard u term), though not negligible in many cases. Moreover, the x term breaks the particle-hole symmetry of the model, which feature also is known to be relevant in relation to high- T_c superconductivity. In particular, in one-dimensional physical systems bond-charge interaction has been proven to play a relevant role; this is the case for polyacetylene³, Bechgaard salts⁴, and one-dimensional cuprates⁵.

A complete study of the behavior of a one-dimensional Hubbard system in which the x term is included is still missing. However, a certain number of interesting and competing information are known. First of all, $x = 0$ corresponds to the standard Hubbard model, in which case at half-filling a metal-insulator transition takes place at $u_c = 0$, the insulating state being characterized by antiferromagnetic order. Moreover, bosonization studies⁶ show that the critical value u_c is independent from the actual value of bond-charge interaction, at least for $x \ll 1$. On the other hand, an exact solution of the $x = 1$ case is also available^{7,8}. In this case, the charge-gap responsible for the insulating phase at half-filling opens at $u_c = 4$, and the insulating phase is highly degenerate, being independent of spin orientation. The finite value of u_c is a clear indication of the failure of bosonization approximation in this regime. Still at $x = 1$, and for $-4 \leq u \leq 4$, the system enters a phase characterized by off diagonal long range order (ODLRO⁹) and non-vanishing pairing correlation; both features being an indication of possible superconducting order, which is absent at $x = 1$ due to high degeneracy of the ground state. However, the possible presence of superconducting order has been investigated also for $x \neq 1$; it turns out that indeed this is the case, at least for low enough u and $x > 0.5$ ^{10,11}. Whereas, as far as the transition to the insulating

phase is concerned, results at $x \neq 1$ in the literature are far from exhaustive^{11,12}; all supporting the possibility of a finite u_c away from the weak-coupling limit.

To resume the picture which emerges from previous studies (see also next section), at half-filling and for intermediate value of x , it is expected that the system undergoes a change, passing from a situation in which a metal-antiferromagnetic insulator transition takes place at vanishing u , to a situation in which a superconductor-insulator transition occurs at finite u . It is the purpose of the present paper to investigate such change. This is achieved by means of a composite analysis of the numerical results obtained using the DMRG algorithm. On the one hand, the study of charge gap closure is performed by means of FSS analysis for varying values of u and x ; within this scheme, $u_c(x)$ is the value of u at which the gap closes. On the other hand, quite recent results¹³ have proven rigorously that, at least at $x = 1$, in the thermodynamic limit the transition to the insulating state at half-filling corresponds to a divergence in the partial derivative with respect to u of the on-site entanglement entropy S (see next section). Hence we investigate the behavior of the latter quantity also for $x \neq 1$, identifying $u'_c(x)$ with the value at which it eventually exhibit a singular behavior. The value of u_c and u'_c surprisingly agree in the range of x values in which both techniques work. This allows us to extract by continuity arguments the critical value of u also around $x \approx 0.5$, where, due to higher symmetries and long-range correlation effects, FSS analysis becomes less precise.

The paper is organized as follows. In section II we present the model and its known properties; in particular, we review the relation between the behavior of local entanglement and occurring quantum phase transitions (QPTs) for solved cases. In section III, after briefly introducing to DMRG technique, we give the numerical results for the transition to the insulating state at half-filling: first, on charge gap closure within finite-size scaling analysis; then, for local entanglement and its (numerical) partial derivatives with respect to u and x at fixed L ; finally, for the binding energy, which turns out to be negative for $0 < u < u_c$. In section IV we then discuss the

results and we give some conclusions.

II. THE MODEL

The model we deal with is the bond-charge extended Hubbard model firstly introduced by Hirsch in Ref. 14. It is described by the Hamiltonian

$$H = - \sum_{\langle i,j \rangle \sigma} [1 - x(n_{i\bar{\sigma}} + n_{j\bar{\sigma}})] c_{i\sigma}^\dagger c_{j\sigma} + u \sum_i n_{i\uparrow} n_{i\downarrow} \quad , \quad (1)$$

where: $c_{i\sigma}^\dagger, c_{i\sigma}$ are fermionic creation and annihilation operators on a one-dimensional chain of length L ; $\sigma = \uparrow, \downarrow$ is the spin label, $\bar{\sigma}$ denotes its opposite, $n_{j\sigma} = c_{j\sigma}^\dagger c_{j\sigma}$ is the electron charge with spin σ , and $\langle i, j \rangle$ stands for neighboring sites; u and x ($0 \leq x \leq 1$) are the (dimensionless) on-site Coulomb repulsion and bond-charge interaction parameters respectively.

The model Hamiltonian (1) has $su(2) \oplus u(1)$ symmetry, since it commutes both with total spin and charge operators. Moreover, due to particle-hole transformation properties, the parameter region $0 \leq x \leq 1$ is representative of the whole range of x values².

A. Hubbard case and on-site entanglement

For $x = 0$ the model reduces to the plane one-band Hubbard model, which was solved exactly by Lieb and Wu¹⁵. At positive u values, the system behaves as a Tomonaga-Luttinger liquid (TTL, no spin or charge gap) except at half-filling. In the latter case a charge gap opens, and the system behave as an antiferromagnetic Mott insulator. The metal-insulator transition occurs at $u_c = 0$.

Once the ground state $|\psi_{GS}\rangle$ is known, one can construct the system's density matrix $\rho \doteq |\psi_{GS}\rangle\langle\psi_{GS}|$. The quantum correlations between a given site i and the rest of the system are then measured by on-site entanglement entropy $S(\rho) = -\sum_i \lambda_i \log_2 \lambda_i$, where λ_i are the eigenvalues of the site density matrix ρ_i , which is obtained by tracing ρ over all sites except i . Explicitly, in the sector of zero total spin along z , $S_{\text{tot}}^z = 0$,

$$S = - \left[(1 - n + n_d) \log_2 (1 - n + n_d) + n_d \log_2 n_d + (n - 2n_d) \log_2 \left(\frac{n}{2} - n_d \right) \right] \quad , \quad (2)$$

with n average electron number ($0 < n < 2$), and n_d average number of doubly occupied sites ($0 < n_d < 1$).

Study of local entanglement in proximity of the metal-insulator transition has been performed¹⁶; it is found that $u = 0$ correspond to a maximum of S , though there is no evidence of a singular behavior of the latter quantity at such point.

B. Exactly solvable case $x = 1$

For $x = 1$ the Hamiltonian acquires an extra symmetry, since in this case the so called η -pairing operator $\eta = \sum_j \eta_j \doteq \sum_j c_{j\downarrow} c_{j\uparrow}$, and its hermitian conjugate both commute with the Hamiltonian, which also preserve the total number of doubly occupied sites. These symmetries can be exploited to obtain the complete spectrum of the model, from which both zero temperature^{7,8}, and finite temperature¹⁷ properties can be gained. In particular the ground-state phase diagram exhibit a rich structure, which is reported in the left-hand side of Fig. 1. Interestingly, the latter presents various QPTs driven by parameters u and average number of electrons per site (filling) n . In particular, differently from the case $x = 0$, the metal-insulator transition at $n = 1$ takes place at $u = 4$; apart from the charge-gapped phase *IV* (insulating, all sites are singly occupied), phases *I*, *I'*, and *II* fall in the TLL class; they are characterized respectively by the presence of singly and empty sites (phase *I*), singly and doubly occupied sites (phase *I'*), both of which with dominant charge-charge correlations; and all types of sites (phase *II*) with superconducting correlations and ODLRO, which reads

$$\lim_{|i-j| \rightarrow \infty} \langle \eta_i^\dagger \eta_j \rangle = (1 - n + n_d) n_d \quad . \quad (3)$$

Finally, phase *III* contains just empty and doubly occupied sites, and is again characterized by ODLRO. Noticeably, all phases containing singly occupied sites are highly degenerate, since spin orientation is fully arbitrary (for open boundary conditions).

Such case has also been explored quite recently¹³ by means of local entanglement (2). Remarkably, in the thermodynamic limit all QPTs appear as divergencies in the partial derivatives of S ; as an example, on the right-hand side of Fig. 1 is reported the behavior of $\partial_u S$. In particular, at half-filling the

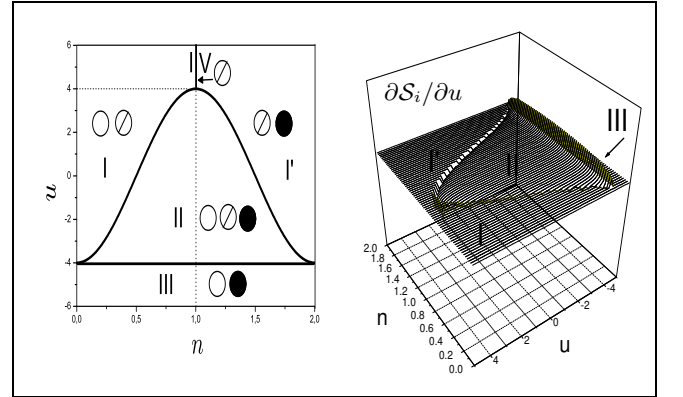


FIG. 1: Left: the phase diagram of Hirsch model for $x = 1$; the empty circles stand for empty sites while the slashed and full circles stand for singly and doubly occupied sites, respectively. Right: the 3D graph of $\partial S_i / \partial u$ (from Ref. 13).

transition to the insulating state turns out to be signaled by an algebraic divergence (with exponent $1/2$) of the latter quantity.

C. Non-integrable case $0 < x < 1$

For finite $x \neq 1$, no exact result is available at large L , even in $D = 1$.

However, on the one hand there are analytical results in different limits^{6,11}. In particular, let us recall the results provided by bosonization technique⁶ in the weak coupling limit: similarly with the case $x = 0$, these indicate that the critical value $u_c = 0$ for the opening of the charge gap at half-filling is independent of x . Moreover, a spin gap opens for $n > 1$; and otherwise the system behaves as a TLL. In such case, according to conformal field theory, all correlation functions decays as power laws, driven by a unique dimensionless parameter K_ρ . Pairing correlations are dominant for $K_\rho > 1$.

The model (1) has also been explored analytically by means of slave-boson approximation technique¹¹; at half-filling the results, besides reproducing closely the exact case $x = 1$, indicate, as opposite to bosonization limit, a finite $0 < u_c \leq 4$ for the superconductor-insulator transition at $x > 0.5$.

On the other hand, a number of numerical studies has been performed, both at $T = 0$ ^{10,12,18,19}, essentially by means of exact diagonalization on a limited number of sites; and $T \neq 0$ ² (for $u = 0$), by means of transfer matrix renormalization group method. These studies mostly aim at investigating the spin gap opening, and possible superconducting properties of the model. It has been confirmed that a spin gap opens for $n > 1$, but not too large x values ($x < 0.75$). Pairing properties have been also investigated both through the binding energy E_b , defined as

$$E_b \doteq \frac{E(N+2) + E(N) - 2E(N+1)}{2} ; \quad (4)$$

and by means of evaluation of K_ρ at various fillings. The results of different methods qualitatively agree: at moderate positive u values, a superconducting behavior is expected for a wide range of x and n values, including $n = 1$.

As for the transition to the insulating state at half-filling, to our knowledge numerical results are limited to those obtained in Ref. 12 for $L = 10$ sites, in which case it is mentioned evidence of finite moderate values of u_c , at $x = 1/3$ and $x = 2/5$.

In summary, the various technique indicate that the bosonization results hold only for a limited range of x values. It is the purpose of the next section to investigate what happens, as far as the superconductor-insulator transition is concerned, at arbitrary x .

III. NUMERICAL RESULTS

In order to study the transition to the insulating state we used the density-matrix renormalization group method. This is a very powerful numerical tool invented by S.R.White²⁰ in early 90's which allows to investigate chains with several tens of sites and a very good numerical accuracy; nowadays is recognized as one of the most accurate and efficient numerical techniques in the study of correlated quantum systems²¹. We used a DMRG algorithm for finite systems

with three iterations; these are necessary to reduce the so-called environment error that dominates at sufficient small L (in our analysis L ranged from 10 to 62) and to be confident that the accuracy of the computed energies is proportional to the truncation error (e.g. see Fig. 5 in Ref. 22). The algorithm has been customized²³ for the convergence of not only the ground state, but also of several excited states energies. More specifically, using the so-called thick-restart variant of the Lanczos method²⁴, we could target the first excited state; then, the density matrix is built by averaging (with equal weights) the density matrices associated with these states (*i.e.* the ground state and the first excited). This is important when the ground state in a given sector of N and S_{tot}^z (the good quantum numbers exploited) is quasi-degenerate, and the procedure with only one target state could give unreliable results. The number of optimized DMRG states was fixed to $m = 512$ and periodic boundary conditions have been used. This number of states is quite large and accounts for the well known fact that strongly correlated fermionic systems are more demanding than, for example, spin chains to get an acceptable accuracy in the ground state energy estimation²³. The correlation function (exploited to evaluate the local entanglement, see next section) on the ground state are computed at the end of the finite-size iterations.

A. Study of charge-gap closure

We computed the charge gap as

$$\Delta_c = \frac{E(N+2) + E(N-2) - 2E(N)}{2} \quad (5)$$

where $E(N)$ corresponds to the ground state energy of the system at half filling ($N = L$) by seeking the lowest energy state of the superblock in the sector $S_{\text{tot}}^z = 0$. Indeed, eq. (5) allows to analyze the conducting properties of the system without affecting the magnetic ones.

Our strategy has been to fix x to different values and, for each of them, to evaluate the charge gap (5) for several values of u and L in order to be able to perform the finite size scaling analysis and to find the *true* (that is, in the thermodynamic limit) critical value of u for which the gap closes. According to FSS (for a brief compendium we quote App. B in Ref. 23) and conformal field theory²⁵, at the *true* critical point one should see that the data settle to a line in the plot of the gap vs $1/L$ (at least for non-vanishing charge velocity v_c). The slope is given by $2\pi v_c d$, where d is the scaling dimension of the operator associated with the excitation considered.

We recall that, as x grows, the system goes to a more symmetric phase, to the point that at $x = 1$ the ground state becomes highly degenerate. Accordingly, the DMRG numerical simulation experiences problems that could affect precision in outgoing results. In Lanczos subroutine it gets harder to reach the global minimum (this is witnessed by the increasing number of calls to the routine in order to meet the prescribed tolerance of 10^{-11}): the difference between the energy of the

ground state and of the first excited state becomes small and comparable with the error induced by numerical simulation. Nonetheless when $u > u_c$ – gapped phase – numerical estimations are much more accurate: this allowed to conjecture – with an acceptable error bar – the critical points, as reported in Fig. 2.

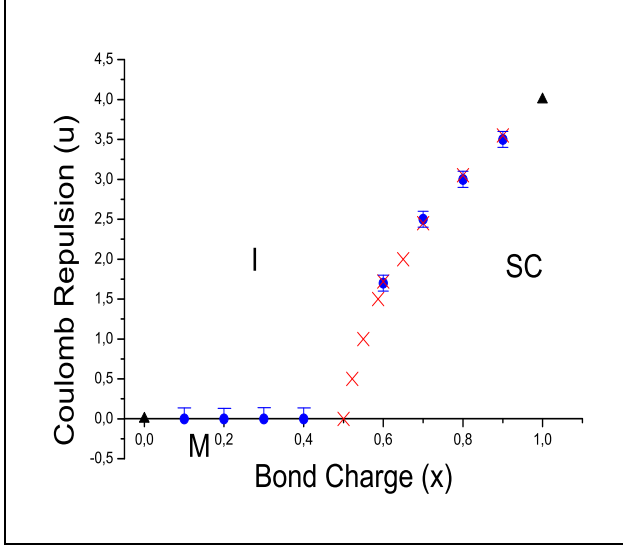


FIG. 2: The critical values for the opening of the charge gap in the u, x plane, as obtained by the different methods: exact results (triangles), FSS analysis (dots), singularities in the derivatives of on-site entanglement entropy S (crosses)

Figure 2 summarizes our results displaying how there are basically two regimes: $0 \leq x < 0.5$ (i), and $0.5 < x \leq 1$ (ii). In (i), the metal-insulator transition takes place at $u_c = 0$: a small positive u forces the system to become a charge insulator. Here the numerical simulation is not so demanding and the results of FSS analysis of gap closure are quite accurate, as shown in Fig. 3.

On the other hand, in region (ii) u_c becomes different from zero and positive, moving rapidly to match, at $x = 1$, the analytical exact result: $u_c(x = 1) = 4$. So a superconducting (SC, see below) phase is stable for an interval of positive values $0 < u < u_c$ of the Coulomb repulsion parameter. Such phase is characterized in the limiting case $x = 1$ by ODLRO, which implies strong long ranged pair correlations; correspondingly, even for $x \neq 1$, the program precision becomes poorer, since the truncation procedure intrinsic with DMRG is expected to be less efficient when long range correlations are present. Also, the behavior of the gap closure when entering the SC phase changes; it is no longer of linear, but rather of parabolic type, as reported in Fig. 4. From Fig. 3 we have an indication that this could be ascribed (also) to a very small v_c . In fact, it is seen that the product dv_c decreases as x approaches 0.5 from below and, if at $u = 0$ the continuum-limit Hamiltonian has the same parameter $K_\rho = 1$ as at $x = 0^6$, then the scaling dimension d cannot change because it depends solely on K_ρ .

At $x = 0.5$ the model Hamiltonian acquires extra symme-

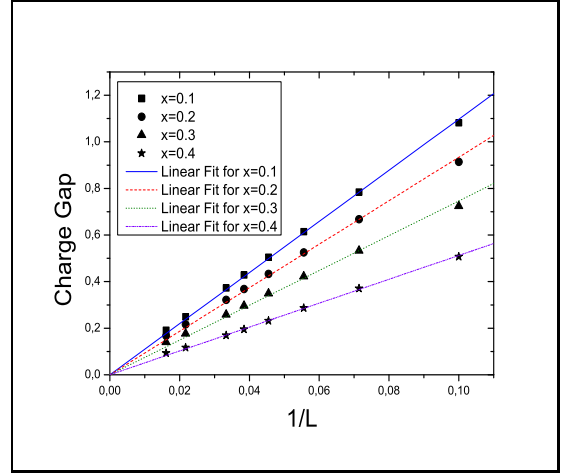


FIG. 3: Finite Size Scaling analysis for $x = 0.1; 0.2; 0.3; 0.4$, and $L = 10 \div 62$

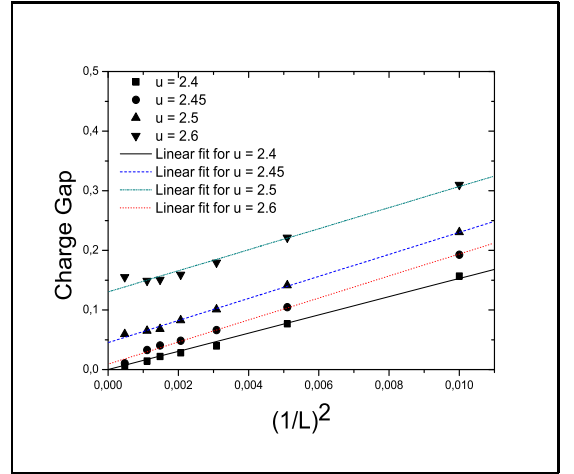


FIG. 4: Finite Size Scaling analysis for $x = 0.7$ and $L = 10 \div 46$.

tries, since the term interchanging singly and doubly occupied sites disappears. We observed that in its surrounding the numerical simulations, and in particular FSS analysis, experienced the higher difficulties, to the point that we were not able in this case to distinguish by this method whether or not the gap closes at finite u_c (up to $u_c \lesssim 1$). This question will be addressed by a separate discussion in the next section.

B. Study of on-site entanglement entropy

As already pointed out, recent results have shown how at least some QPTs can be spotted by measures of entanglement. In particular, this is the case for on-site entanglement entropy $S(2)$ at the transition to the insulating phase at $x = 1$: it turns out that $\partial_u S$ exhibits a divergence precisely at $u_c = 4$. In this section we then perform a study of the same transition at $x \neq 1$ through $\partial_\alpha S$. From the correlation matrix

$\langle (n_{i\uparrow} + n_{i\downarrow})(n_{j\uparrow} + n_{j\downarrow}) \rangle$, evaluated by DMRG algorithm, an accurate estimate of n_d can be performed. Since the problem is invariant under translation, all the diagonal entries of such matrix should be equal. We have then taken the average over such entries as the best estimate of $n_d(L, x, u)$. This procedure compensates the lack of a strict translational invariance due to the truncation approximation, so that we can get S with remarkable accuracy. Moreover, also finite-size effects are rather small, since S , being related to single-site correlations, can be regarded as a thermodynamic quantity for $L \gg 1$: in fact it turns out that its evaluation at $L \approx 30$ gives already a quite good estimate of its large L behavior.

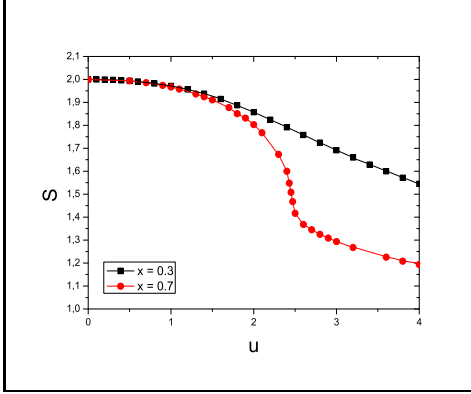


FIG. 5: The on-site entanglement entropy plotted for $x = 0.3$ and $x = 0.7$.

Figure 5 shows S for some values of x ; apparently it is a decreasing monotone function with a flex depending on u , such qualitative behavior being similar at different x values. We have also plotted $\partial_\alpha S$ for $\alpha = u, x$ (fig. 6, 7). Noticeably, such function has a strong signature of the undergoing phase transition whenever $x > 0.5$; in fig. 6 this is depicted as a sharp singularity at a critical point $u'_c(x)$, which should be a reminiscence of the divergent behavior of the same quantity in the thermodynamic limit. Remarkably, it turns out that $u_c \equiv u'_c$ within the whole range of x values for which u_c can be evaluated thorough FSS (see previous paragraph). Moreover, for the reasons explained above, u'_c has negligible error bar, as opposite to u_c . Since $\partial_u S$ is easily worked out for arbitrary u, x , we may use the study of its singularities for guessing u_c in those regions ($x \approx 0.5$) where the study of gap closure through FFS is hard. Indeed, in Fig. 2 the points indicated with crosses along the critical line are obtained just in this way.

Notice also that the singular behavior of $\partial_u S$ disappears for $x \leq 0.5$. As for $x < 0.5$ we obtained $u_c = 0$, we conjecture $u_c = 0$ also at $x = 0.5$. We may infer that the different behavior in $\partial_u S$ is related to the phase which opens below the insulating phase: a smooth behavior is found when such phase is metallic ($x \lesssim 0.5$), whereas a singular behavior appears when the phase turns into SC ($x \gtrsim 0.5$, see also subsection III C).

If so, we expect that also $\partial_x S$ should have a singular behavior in correspondence of x_c , at least for $u > 0$, in which case

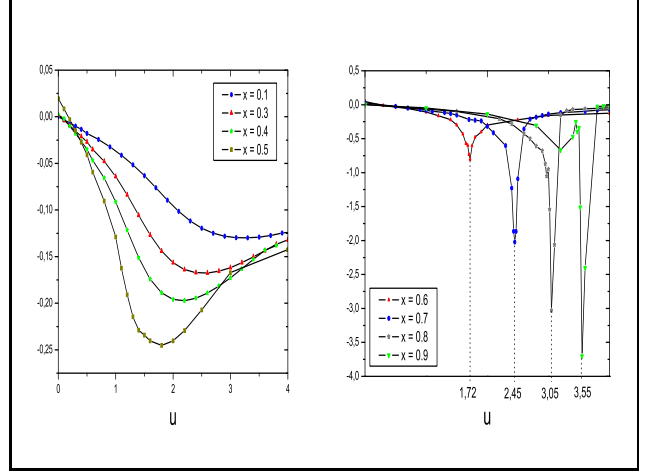


FIG. 6: The function $\partial_u S$ at several values of x .

the undergoing transition is still of “superconductor”-insulator type. This is fully confirmed by Fig. 7.

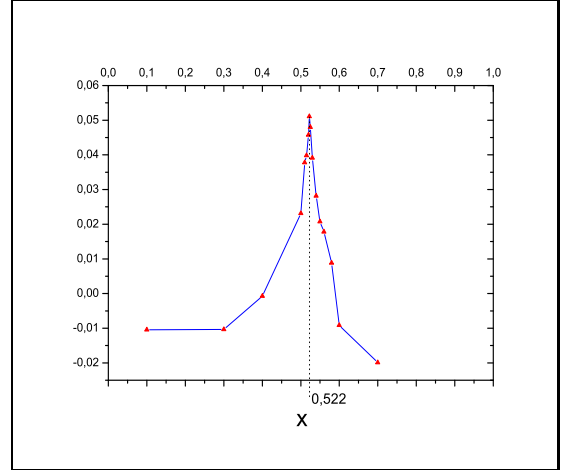


FIG. 7: The function $\partial_x S$, at $u = 0.5$, exhibits a sharp singularity at $x = x_c = 0.522$.

C. Study of binding energy

As seen in section II, previous numerical analysis of the Hirsch model (1) already have shown that for low enough positive u and $x \gtrsim 0.5$ a SC phase is found. Here we want to support the hypothesis that in fact such phase survives up to u_c , i.e., that u_c characterizes the transition to an insulating phase from a SC one. In order to do so, we studied the behavior of the binding energy E_b , defined in (8), at various $x > 0.5$ values. Already with exact diagonalization for $L = 10$ sites we found that the binding energy turns out to be negative up to u values compatible (within the error due to neglecting finite size effects) with u_c .

In particular, in order to consider properly also finite size effects, we treated in detail by FSS analysis the case $x = 0.7$. The results are reported in fig. 8: there the two lines are obtained by looking at the $1/L$ dependence of the higher value of u with negative E_b (bottom line) and the lower value of u with positive E_b (upper line). It is easily seen that both lines converge for $1/L \rightarrow 0$ at the correct critical value of u_c obtained previously by charge gap and on-site entanglement analysis.

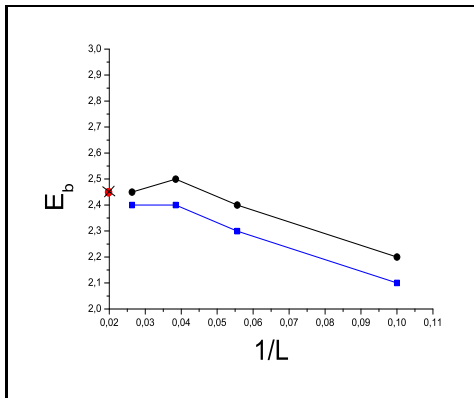


FIG. 8: Values of u at which the binding energy passes from negative (lower line) to positive (upper line), for $x = 0.7$ and various L .

IV. DISCUSSION AND CONCLUSIONS

The data contained in the previous section, and resumed in Fig. 2, allow us to clarify various aspects of the transition to the insulating phase which opens at half-filling in the Hirsch model; as well as to address some open issues.

First, we have seen how the different results for the Hirsch model in the two solvable cases can be put together; the point $x = 0.5$ appears to play a key role, which is justified by the fact that the model acquires extra symmetries precisely at this point. In particular, on the one hand the bosonization description, indicating $u_c = 0$, holds up to $x \approx 0.5$. On the other hand, the rich physics characteristic of the integrable (and highly degenerate) case $x = 1$ in fact qualitatively survives down to $x \approx 0.5$; noticeably, in this latter case a SC phase characterized by negative binding energy opens for $u < u_c$. As a further signal of the peculiar role played by $x = 0.5$, we signal that in this case the charge gap, if opened, reaches its maximum value.

The critical line (u_c, x_c) is accurately reproduced, in nice agreement with results obtained within slave-boson approximation¹¹. Moreover, the region below u_c is found to

change from metallic to SC again at $x \approx 0.5$. In correspondence, the FSS analysis of gap closure shows that the dependence of Δ_c on $1/L$ at the critical point passes from linear to apparently quadratic, which may be interpreted within conformal field theory as a signature of vanishing of the charge velocity (or, even more strangely, of the scaling dimension).

The critical point, as obtained from FSS analysis of the gap closure, is also accurately reproduced by looking at singularities in the on-site entanglement entropy for $x > 0.5$. Since in this context S can be easily worked out even in those regions where DMRG experiences problems, we were able to conjecture the critical line also for $x \approx 0.5$. Fig. 2 shows that it changes at $x = 0.5$ in a non-analytic way, suggesting the possibility that another critical line is converging in $x = 0.5$ from negative u values. This is supported both by preliminary numerical data in the latter case, and by comparison with predictions of conformal field theory.

As a matter of fact, let us notice that the singularities found in $\partial_\alpha S$ are a direct consequence of the critical behavior of $\partial_\alpha n_d$, since n_d in the present case is the only non-trivial correlation contained in S . Hence the change which takes place along the critical line is driven by n_d ; this is not surprising, since $n_d \equiv \langle \eta_i^\dagger \eta_i \rangle$, which is in fact the order parameter, at least in case $x = 1$.

The procedure of using on-site entanglement entropy as a witness of ongoing QPT is quite convenient if considered from a time-consuming perspective, since it does not require FSS analysis. Even more interestingly, once it is found that a particular transition (like the “superconductor”-insulator) is captured by such procedure, it could be used beyond the one-dimensional case, by simple implementation of exact diagonalization techniques on small two-dimensional clusters.

From a physical point of view, let us finally mention that, even within the one-dimensional case, moving away from half-filling should provide other interesting physics, since particle-hole invariance for $x \neq 1$ is lost. In particular, as opposite to $x = 1$ case, it is expected that within the hole doped region higher values of u_c for the “superconducting” region could be achieved¹⁸.

Acknowledgments

The authors are grateful to F. Dolcini, E. Ercolessi, G. Morandi, P. Giorda and M. Roncaglia for interesting discussions during the preparation of the manuscript. This work was partially supported by the Italian MIUR through COFIN projects (prot. n. 2002024522.001 and 2003029498.013).

¹ J.E. Hirsch, Phys. Rev. B **68**, 012510 (2003)

² A. Kemper, and A.S. Schadschneider, Phys. Rev. B **68**, 235102 (2003)

³ D.K. Campbell, J.T. Gammel, and E.Y. Loh, Phys. Rev. B **42**, 475

(1990)

⁴ C. Boubonnais, and D. Jerome, Phys. World **11**, 41 (1998)

⁵ K. Maiti et al., Phys. Rev. B **57**, 1572 (1998)

⁶ G.I. Japaridze, and E. Muller-Hartmann, Ann. Phys. **3**, 163

- (1994); **3**, 421 (1994); G.I. Japaridze, and A.P. Kampf, Phys. Rev. B, **59**, 12822 (1999)
- ⁷ L. Arrachea, and A.A. Aligia, Phys. Rev. Lett. **73**, 2240 (1994)
- ⁸ A. Schadschneider, Phys. Rev. B **51**, 10386 (1995)
- ⁹ C. N. Yang, Phys. Rev. Lett. **63**, 2147 (1989)
- ¹⁰ L. Arrachea, A.A. Aligia, E. Gagliano, Phys. Rev. Lett. **76**, 4396 (1996)
- ¹¹ B. Bulka, Phys. Rev. B **57**, 10303 (1998)
- ¹² A.A. Aligia, E. Gagliano, L. Arrachea, et. al., Phys. Rev. B **50**, 16044 (1994); A.A. Aligia, E. Gagliano, L. Arrachea, K. Hallberg, Eur. Phys. J. B **5**, 371 (1998)
- ¹³ A. Anfossi, P. Giorda, A. Montorsi, and F. Traversa, preprint cond-mat/0502500
- ¹⁴ J.E. Hirsch, Phys. Lett. A **134**, 452 (1989); Physica C **158**, 326 (1989)
- ¹⁵ E. Lieb and F. Y. Wu, Phys. Rev. Lett. **20**, 1445 (1968)
- ¹⁶ S.J. Gu, S.S. Deng, Y.Q. Li, and H.Q. Lin, Phys. Rev. Lett. **93**, 086402 (2004)
- ¹⁷ F. Dolcini, and A. Montorsi, Phys. Rev. B **66** 075112 (2002)
- ¹⁸ M. Quaiser, A. Schadschneider, and J. Zittartz, Europhys. Lett. **32**, 179 (1995)
- ¹⁹ M. Airoldi, and A. Parola, Phys. Rev. B **51**, 16327 (1995)
- ²⁰ S.R. White, Phys. Rev. Lett. **69**, 2863 (1992) and Phys. Rev. B **49**, 10345 (1993)
- ²¹ For an overview see: I. Peschel, X. Wang, M. Kaulke and K. Hallberg (editors), *Density-Matrix Renormalization - A New Numerical Method in Physics* (Berlin, Springer, 1999)
- ²² O. Legeza and G. Fáth, Phys. Rev. B **53**, 14349 (1996)
- ²³ C. Degli Esposti Boschi and F. Ortolani, Eur. Phys. J. B **41**, 503 (2004)
- ²⁴ K. Wu and H. Simon, SIAM J. Matrix Anal. Appl. **22**, 602 (2000)
- ²⁵ Among various references on conformal field theories see, for instance: M. Henkel, *Conformal Invariance and Critical Phenomena* (Berlin, Springer, 1999)