

Persistence Exponents and Scaling In Two Dimensional XY model and A Nematic Model

Subhrajit Dutta*and Soumen Kumar Roy†

December 2, 2024

Department of Physics, Jadavpur University, Calcutta-700032, INDIA

Abstract

The persistence exponents associated with the $T=0$ quenching dynamics of the two dimensional XY model and a two dimensional uniaxial spin nematic model have been evaluated using a numerical simulation. The site persistence or the probability that the sign of a local spin component does not change starting from initial time $t=0$ up to certain time t , is found to decay as $L(t)^{-\theta}$, ($L(t)$ is the linear domain length scale), with $\theta = 0.305$ for the two dimensional XY model and 0.199 for the two dimensional uniaxial spin nematic model. We have also investigated the scaling (at the late time of phase ordering) associated with the correlated persistent sites in both models. The persistence correlation length was found to grow in same way as $L(t)$.

1. Introduction :


Phase ordering of various systems with scalar, vector and more complex order parameters has been an active field of research over last few years[1, 2]. When a system is suddenly quenched

*electronic address : subhro@juphys.ernet.in


†electronic address : skroy@juphys.ernet.in

from a high temperature homogeneous equilibrium phase in to an ordered phase (at temperature less than the critical temperature, T_c), the system does not get ordered suddenly. Instead domains of various degenerate phases grow and in the thermodynamic limit the system develops a length scale that grows with time without any upper bound. Recently we have studied the coarsening dynamics of the two dimensional quenched uniaxial nematic [3], where it has been established using a cell dynamic scheme [4], that in a zero temperature quenched two dimensional nematic lattice model, dynamical scaling is obeyed and the growth law associated with the linear length scale of domains ($L(t)$) is similar to that in the two dimensional XY model [5]. In both the systems, asymptotically, the domain length scale $L(t)$, was found to grow as $(t/\ln t)^{1/2}$. Although the interaction Hamiltonians have different symmetry, the similar structure of the topological defects supported by these models [3, 6] (both models possess stable point topological singularity), is responsible for similar asymptotic growth law of $L(t)$. So from the point of view of growth law associated with the dynamical domain length scale $L(t)$, the coarsening dynamics are indistinguishable. However when we look for more detailed correlation that exists within the dynamically evolving non-equilibrium system, it may be possible that the two models will show different features. One such physical quantity, which probes the details of the history of the dynamics, is the persistence probability or simply the persistence. Persistence is an interesting property from both theoretical and experimental point of view in the field of non-equilibrium statistical mechanics [7].


Persistence in a general non-equilibrium process may be defined as the probability that any zero-mean stochastic variable $X(t)$, does not change sign up to certain time t starting from an initial time $t=0$. Study of persistence in various non-equilibrium systems is of recent interest [8, 9]. Here one studies the time evolution of the order parameter field, $\phi(x, t)$, which varies in space as well as in time. Persistence in a general extended non-equilibrium system may be defined as the probability that some local order parameter (fixed at a particular point x in space) has not changed sign up to a certain time t starting from the initial time $t=0$. This is more properly called the local or site persistence (another quantity, which is of relevant interest in study of non-equilibrium systems, is global persistence [10, 11], which is defined in the same way for the




$t = 4000$



$t = 6000$



$t = 8000$



$t = 10000$

Figure 1: The persistent spins in 200 x 200 2d XY model for $t=4000$, 6000, 8000 and 10000 after the system is quenched from a high temperature initial stage to $T=0$ (white portions represent persistent sites).

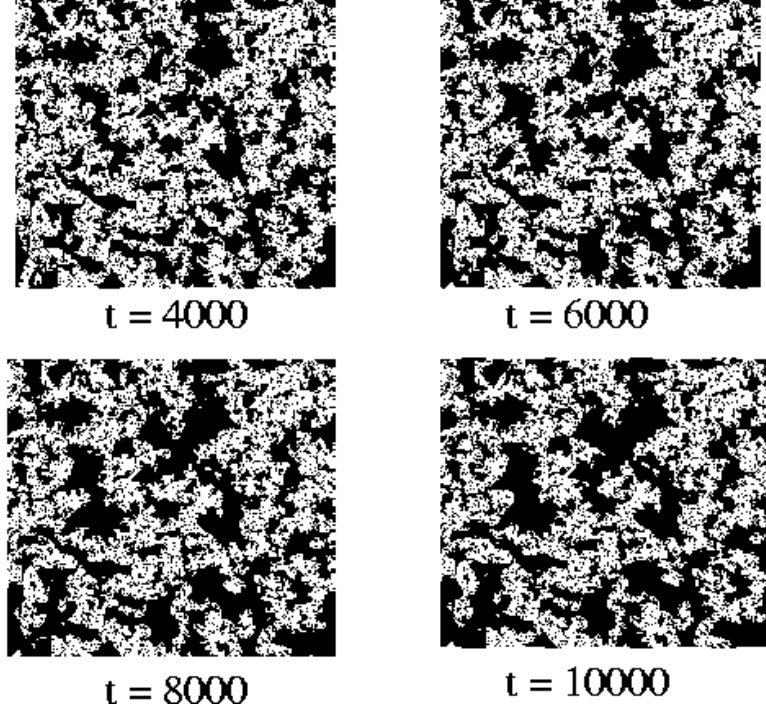


Figure 2: The persistent spins in 200 x 200 2d spin nematic model for $t=4000$, 6000, 8000 and 10000 after the system is quenched from a high temperature initial stage to $T=0$ (white portions represent persistent sites).

total value of the order parameter). The definition of persistence justifies that, it probes into the history of the evolution, so the analytical calculation is difficult. The difficulty associated with the calculation of persistence in case of a general non-equilibrium process may be understood if we look for the two time correlator of the process with the strong restriction that the process is Gaussian and a stationary one [12–14]. A stationary Gaussian process, is completely determined by its two time correlator $C(\tau) = \langle X(t)X(t+\tau) \rangle$. However the persistence probability is known exactly only for few correlators. For the Stationary Gaussian Markovian correlator $C(\tau) = e^{-a\tau}$, the persistence probability is given by, $p(\tau) = 2/\pi \arcsin(e^{-a\tau})$ and in large time it decays as $2/\pi e^{-a\tau}$. But the Gaussian Stationary non-Markovian correlators can not be expressed in pure exponential form and the persistence probability sensitively depends on the full functional form of the correlator, not just on its form in the asymptotic limit of time. Hence, the decay of persistence for non-Markovian processes is a nontrivial one and can not be determined exactly. Thus nontrivial decay of persistence simply reflects the non-Markovianness associated with the

process. For the simple random walk problem, which is a Markovian process, trivial decay of persistence is observed [8]. In a general non-equilibrium dynamics, the normalized two time correlator in asymptotic limit of time may be written in the simple scaling form $f(L(t)/L(t'))$ (with $t < t'$ and with the assumed validity of dynamical scaling), where $L(t)$ is the diverging dynamic length scale associated with the domains in a coarsening system. Clearly this process is nonstationary in real time. However if one makes the transformation $u = \ln L(t)$, then the evolution of the normalized stochastic process $(X(t)/\sqrt{\langle X(t)^2 \rangle})$ becomes stationary in the logarithmic scale u and the persistence probability for a Gaussian process in asymptotic limit decays as $e^{-\theta u}$ or simply as $L(t)^{-\theta}$ [12], where θ is known as persistence exponent. In some of the papers on persistence, $P(t)$ is assumed to decay as $t^{-\theta'}$, although in general it should decay as $L(t)^{-\theta}$. This is because $L(t) \sim t^{1/z}$ is not always true, z being the dynamic growth exponent associated with the growth law of $L(t)$, (e.g. in the present systems $L(t) \sim (t/\ln t)^{1/2}$), and hence $P(t)$ is not always of the form $t^{-\theta'}$ [15]. So it will be more appropriate to designate the power of $L(t)$ in the decay as the persistence exponent.

The exponent θ comes out to be independent of other dynamic exponents like the dynamic growth exponent z and autocorrelation or Fisher-Huse exponent λ [1] (in the scaling regime the two time correlation function or the autocorrelation function is given by, $C(t, t') \sim (L(t)/L(t'))^\lambda$, for $t' \gg t$). As said earlier, the nontriviality associated with the persistence exponent, simply reflects the non-Markovianness associated with the process. For the case of simple 1-d random walk problem, which is a Markovian one, the persistence probability is found to decay as $p(t) \sim t^{-\theta}$ with θ exactly equal to 1/2 [8, 16]. However most of the nonequilibrium dynamical processes are non-Markovian and hence nontrivial decay of persistence is generally observed. For example, even in the simple scalar diffusion equation (where the stationary two time correlator $C(\tau)$ is equal to $[\text{sech}(\tau/2)]^{d/2}$ [17], which is significantly different from the pure exponential form and hence non-Markovian) with random initial conditions, the nontrivial algebraic decay ($t^{-\theta}$) of $P(t)$ has been observed and analytically θ was calculated using an Independent Interval Approximation (IIA). In the IIA, the interval of time $[0, t]$ is divided into independent zero crossing (where the zero mean stochastic variable changes sign) intervals or in the language of probability, the distribution of

successive zero crossing intervals written as the product of their individual distribution [17]. But IIA estimates could not be systematically improved, for which series expansion method was used [18]. The IIA estimates of θ were, 0.1203 for $d=1$, 0.1862 for $d=2$ and 0.2358 for $d=3$ diffusion models and these values are in good agreement with the simulation results [17]. Independent Interval Approximation could not be applied to those systems where the zeros are not uniformly distributed over a time interval [8].

A simple example of coarsening system is the zero temperature Glauber dynamics of 1-d Potts model. Even in this simple one dimensional system the persistence exponent is nontrivial [19] and Derrida et. al. could give an exact solution [20]. However the technique used could not be extended to higher experimentally relevant dimensions. For 1-d Potts case, the value of persistence exponent $\theta(q)$ (q is the Potts state) was found exactly to be $-1/8 + 2/\pi^2 [\arccos(2-q/\sqrt{2q})]^2$ [20]. So for 1-d Ising model $P(t)$ was found to decay as $t^{-3/8}$ or $L(t)^{-3/4}$ (since $L(t) \sim t^{1/2}$, in case of 1-d Potts case). Calculation of persistence for Glauber Ising case can not be done using IIA, because the concerned process is non-smooth (where the zeroes are not uniformly distributed). The exponents were estimated using an approximate method by Majumdar and Sire [21] based on the frame work of Gaussian Closure Approximation [GCA] (in GCA, the Ising spins are assumed to be the sign of a Gaussian function), using variational approach by choosing the Hamiltonian of a quantum harmonic oscillator as trial Hamiltonian. The exponents found by this technique for Glauber Ising cases in $d=1, 2$ and 3 , were also confirmed numerically [21]. The exponent θ of 2d Ising (0.195 using GCA) model, was confirmed experimentally using a twisted nematic film which effectively coarsens via Glauber dynamics [22]. The persistence exponent depends on the updating rule of the dynamics. In $T=0$ dynamics of 1-d Potts case the value of θ using parallel (synchronous) updating rule was found to be exactly double as that of serial (asynchronous) updating rule [9, 23]. Study related to finite temperature persistence [12, 24, 25, 26], reveals that the temperature universality is not broken by this new exponent [12, 25].

In the present work we have performed a numerical simulation to obtain the persistence exponent associated with the $T=0$ quenching dynamics of the two dimensional spin models. These are the XY model and the uniaxial spin nematic model (where the spin dimensionality

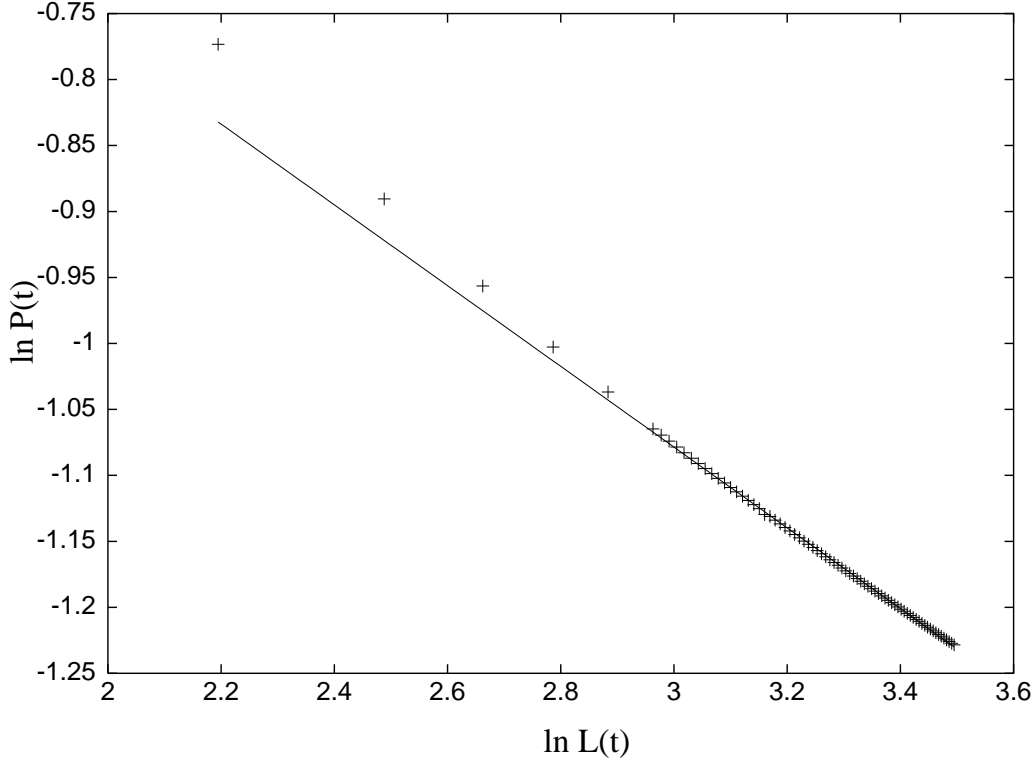


Figure 3: Plot of $\ln P(t)$ against $\ln (L(t))$ for 400 x 400 XY model. The linearity of the plot in the asymptotic time limit ensures the decay of the form $P(t) = L(t)^{-\theta}$ or $(t/\ln t)^{-\theta/2}$, with $\theta = 0.305$. The linear region extends from $t=3000$ to $t=10000$. Average over 12 initial configurations and 400x400 sites were taken.

is three). As already stated, both systems obey dynamical scaling in a $T=0$ quench and the domain length scales as $(t/\ln t)^{1/2}$ in the asymptotic limit. The purpose of the present study is two fold. It is, to our knowledge, the only work so far on the study of persistence exponent in a continuous spin system and secondly we have investigated if the persistence exponents differ in the two systems which exhibit the same asymptotic dynamical scaling growth law. We have also investigated the scaling associated with the correlated persistence sites in both models and these were found to grow in the same way as $L(t)$.

2. Simulation Techniques :

The Hamiltonian of two-dimensional XY model is given by,

$$H = - \sum_{\langle i,j \rangle} (\phi_i, \phi_j)$$

Where ϕ is usual two dimensional vector spin and $\langle i,j \rangle$ represents nearest neighbor sites. The equation of motion is given by [27],

$$\frac{\partial \phi_i}{\partial t} = \sum_j \phi_j - \sum_j (\phi_i, \phi_j) \phi_j$$

where sum is taken over nearest neighbor sites. We have omitted any noise in the equation of motion, hence we are effectively working at $T=0$.

The Hamiltonian of the two-dimensional model representing the uniaxial nematic, is given by

,

$$H = - \sum_{\langle i,j \rangle} (\phi_i, \phi_j)^2$$

where ϕ is the usual three dimensional vector spin on a two dimensional lattice. In this model in addition to $O(3)$ symmetry, there exists local inversion symmetry and hence it represents a uniaxial nematic. It is also known as the spin nematic model and resembles the celebrated Lebwohl-Lasher model for uniaxial nematic, where the nearest neighbor interaction is proportional to $-P_2(\cos\theta)$ (P_2 is the second Legendre polynomial and θ is the angle between two nearest neighbor spin vectors) [28]. Similar to two dimensional XY case, the equation of motion is given by [29],

$$\frac{\partial \phi_i}{\partial t} = \sum_j (\phi_i, \phi_j) \phi_j - \sum_j (\phi_i, \phi_j)^2 \phi_j$$

where the sum is taken over nearest neighbor sites.

We have performed numerical simulation of discretized versions of the equations of motion. The time step δt was taken to be 0.02. However all the results shown in this paper, were found to be independent of δt (for $\delta t < 0.1$) in the asymptotic regime. We have presented here results for a 400 x 400 lattice. We did not observe any significant finite size effect by comparing the results obtained for smaller lattice sizes.

3. Persistence Probability and Scaling of Persistence Correlation :

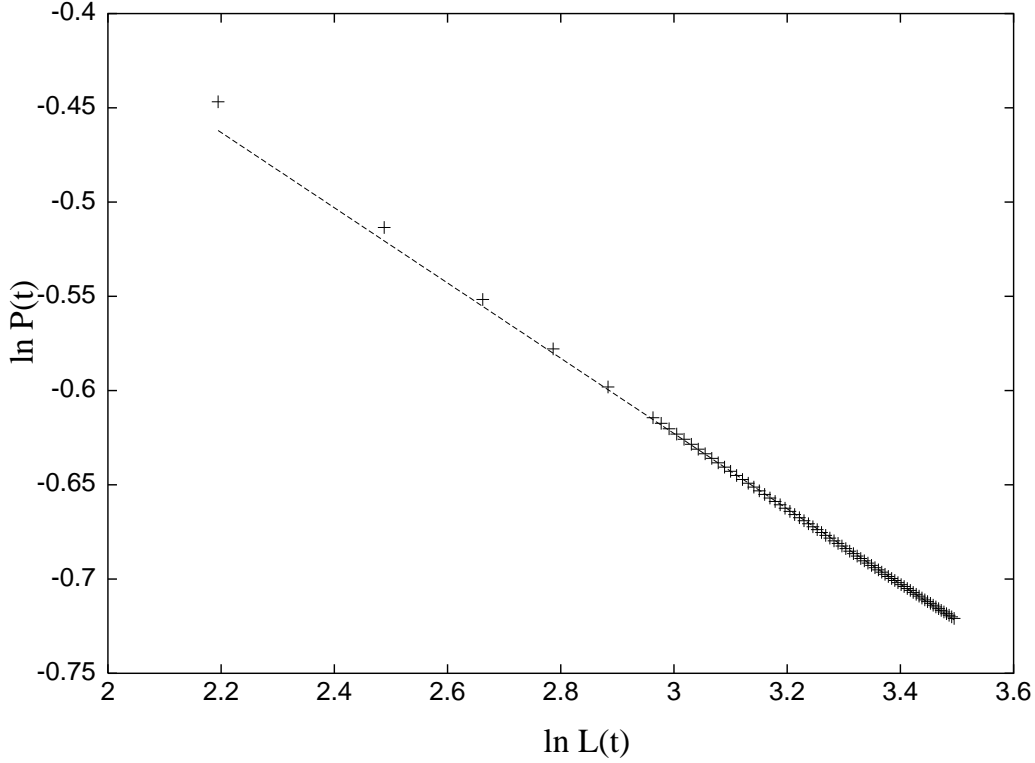


Figure 4: Plot of $\ln P(t)$ against $\ln L(t)$ for 400x400 spin nematic model. The linearity of the plot in the asymptotic limit ensures the decay $P(t) = L(t)^{-\theta}$ or $(t/\ln t)^{-\theta/2}$, with $\theta = 0.199$. The linear region extends from $t=3000$ to $t=10000$. Average over 15 initial configurations and 400x400 sites were taken.

The persistence probability $P(t)$ for continuous spin system may be defined as the probability that starting from the initial time $t=0$, any one of the components of the continuous spin at a fixed position in the lattice does not change its sign up to time t . Owing to the symmetry, one must average it over all components. We have taken the average over several random initial configurations as well as over all lattice sites. Mathematically we can write the persistence probability as,

$$P(t) = \text{Probability}[S_i(t') \times S_i(0) > 0, \text{ for all } t' \text{ in } [0, t]]$$

Where S_i is the i^{th} component of the spin vector at a particular lattice site.

Scaling and fractal formation of the correlated persistence sites have achieved recent interest by various researchers [30, 31]. In the present work we have investigated scaling in the spatial correlation of the persistence sites. For this we have evaluated the normalized two point corrector,

$$C(r, t) = \langle n_i(t) n_{i+r}(t) \rangle / \langle n_i(t) \rangle$$

where, $\langle \rangle$ represents the average over sites as well as random initial conditions. $n_i(t)=1$ if the i^{th} site is persistent otherwise it is 0. This correlation just gives the probability that the spin at $(i+r)^{th}$ site is persistent, given the i^{th} site is persistent. Beyond a certain length $\xi(t)$ (persistence correlation length) the sites are found to be uncorrelated and $C(r, t)$ is simply $\langle n(t) \rangle$ or the persistence probability $P(t)$. However for $r < \xi(t)$ there exists strong correlation. In the correlated region $C(r, t)$ shows a power law decay with distance $r^{-\alpha}$ and hence is independent of t or $L(t)$. So for $r < \xi(t)$, there exists strong correlation with scale invariant behavior, which indicates the expected self similar fractal structure formed by the persistent sites [9, 30, 31]. Now at $r = \xi(t)$, consistency demands, $\xi^{-\alpha}(t) = L(t)^{-\theta}$ (since $P(t) \sim L(t)^{-\theta}$), which simply implies $\xi(t)$ should diverge as $L(t)^\zeta$ with $\zeta = \theta/\alpha$. Mathematically we can write $C(r, t)$ as,

$$\begin{aligned} C(r, t) &= r^{-\alpha} \quad \text{for } r \ll \xi(t) \\ &P(t) \quad \text{for } r \gg \xi(t) \end{aligned}$$

Clearly in scaling form $C(r, t)$ can be written as,

$$C(r, t) = P(t) f(r/\xi(t))$$

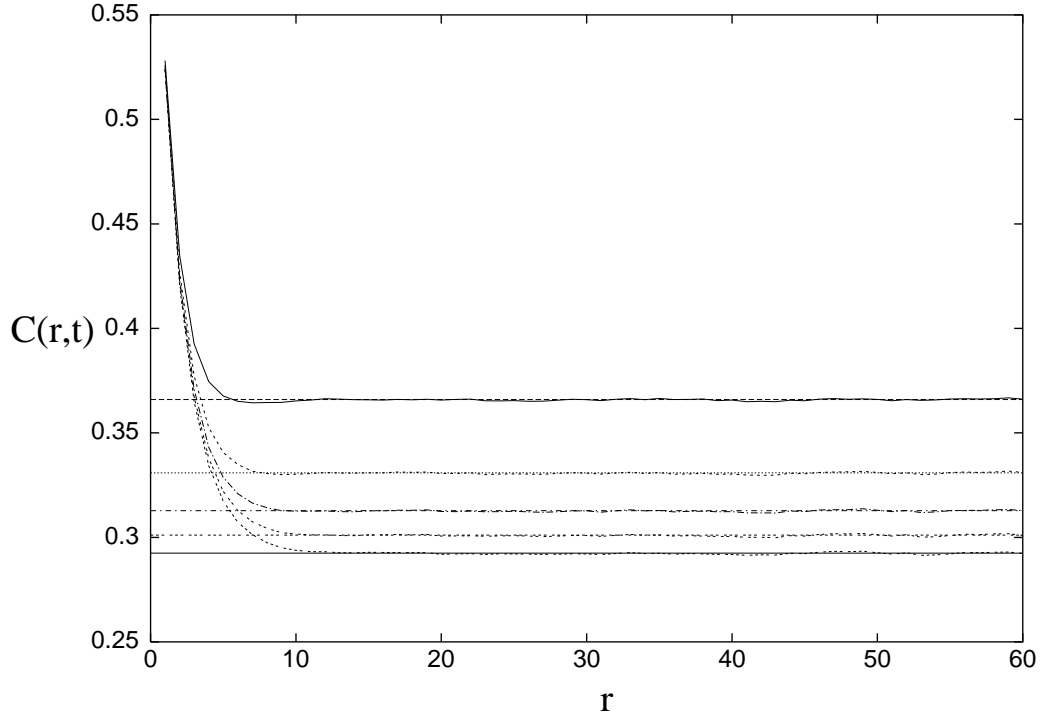


Figure 5: The variation of correlation function with distance for the 400 x 400 2d XY model. For small values of r , $C(r,t)$ is independent of t . For large r , it is same as persistence probability (lines parallel to x -axis represents $P(t)$). The data are for time steps $t= 2000, 4000, 6000, 8000$ and 10000 (from top to bottom) with persistence probability $P(t) = 0.366, 0.331, 0.313, 0.301$ and 0.292 respectively.

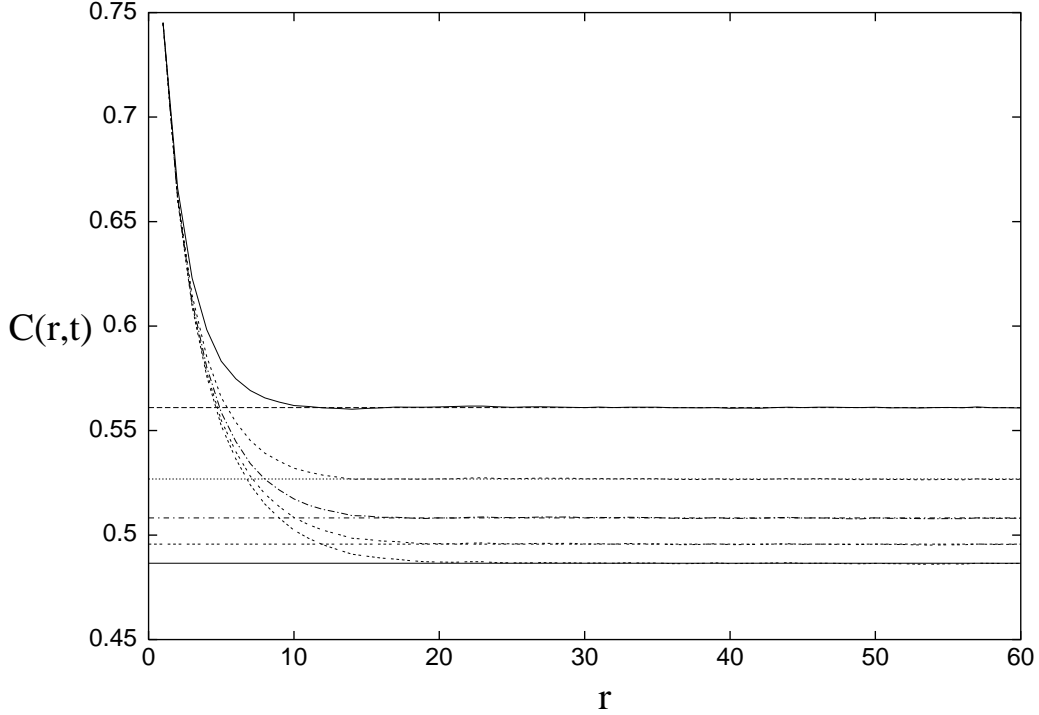


Figure 6: The variation of correlation function with distance for the 400 x 400 2d spin nematic model. For small values of r , $C(r,t)$ is independent of t . For large r , it is same as persistence probability (lines parallel to x-axis represents $P(t)$). The data are for time steps $t= 2000, 4000, 6000, 8000$ and 10000 (from top to bottom) with persistence probability $P(t) = 0.561, 0.527, 0.508, 0.496$ and 0.487 respectively.

Where $f(x)$ is given by,

$$f(x) = \begin{cases} x^{-\alpha} & \text{for } x \ll 1 \\ 1 & \text{for } x \gg 1 \end{cases}$$

4. Results and Discussions :

In Figure 1 and Figure 2 we have shown how correlated regions of persistence sites are formed in the two dimensional XY and the two dimensional spin nematic models at various times t , after the system was quenched from the initial homogeneous $T=\infty$ configuration. In Figure 3 we have shown the decay of the persistence with $L(t)=(t/\ln t)^{1/2}$ for the two dimensional XY model. The linearity in the log-log plot reflects the decay to be of the form, $P(t) = L(t)^{-\theta}$ or $(t/\ln t)^{-\theta/2}$ in

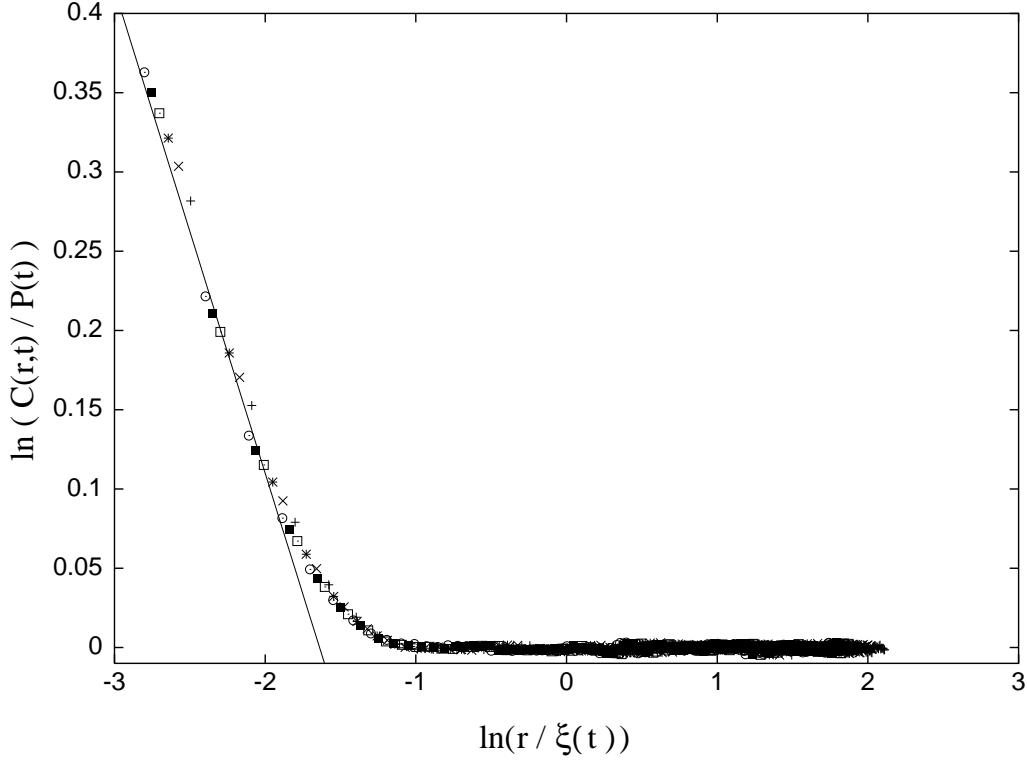


Figure 7: Plot of $\ln(C(r,t)/P(t))$ against $\ln(r/\xi(t))$. The best collapse is obtained when the value of $\zeta = 1$, i.e. if $\xi(t) \sim (t/\ln t)^{1/2}$. The straight line for small values of $r/\xi(t)$, has slope α equal to 0.305. Which is equal to the persistence exponent of the 2d XY model. The data used are for time $t=5000, 6000, 7000, 8000, 9000$ and 10000 .

the late time regime. The exponent θ we obtained was 0.305. In figure 4 we have depicted the same for two dimensional spin nematic model and the exponent θ we obtained was 0.199.

In Figure 5 and Figure 6 we have shown the correlator $C(r,t)$ plotted against r for various values of t for XY model and the spin nematic model. In both figures it is observed that for small value of r , $C(r,t)$ for each time overlaps and for large values of r , $C(r,t)$ is equal to $P(t)$. For small value of r , a $r^{-\alpha}$ decay is observed. In figure 7 and 8 we have shown the log-log plot of scaling function of $C(r,t)$ for the XY model and the spin nematic model. We obtained good collapse for $\zeta = 1$ (and hence $\alpha = \theta$) which implies that the persistence correlation length $\xi(t)$ diverges as $L(t)$ or $(t/\ln t)^{1/2}$. It is of interest to note that the persistence correlation length has similar divergence as that of the length scale associated with the domains formed during coarsening of the system. We point out that, we have also tried to collapse our data with the familiar form of the growth law $t^{1/2}$, but were unable to obtain a good collapse.

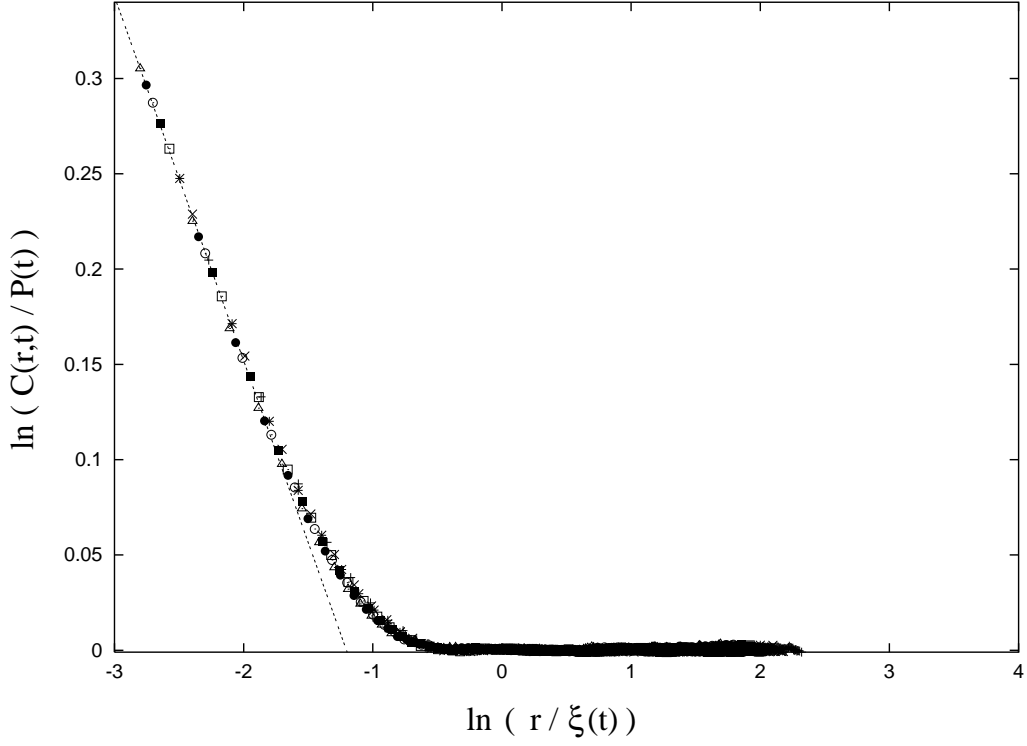


Figure 8: Plot of $\ln(C(r,t)/P(t))$ against $\ln(r/\xi(t))$. The best collapse is obtained when the value of $\zeta = 1$, i.e. if $\xi(t) \sim (t/\ln t)^{1/2}$. The straight line for small values of $r/\xi(t)$, has slope α equal to 0.191, which is almost equal to the persistence exponent of 2d spin nematic model. The data used are for time $t=3000, 4000, 5000, 6000, 7000, 8000, 9000$ and 10000 .

5. Conclusion

We would like to summarize the main findings of the paper. In the present work we have studied the site persistence in the $T=0$ quenching dynamics of the two dimensional XY model and two dimensional spin nematic model. Although in both the models, the dynamical domain length scales $L(t)$, have similar growth laws in asymptotic limit, the persistence exponents comes out to be different. In the XY model, it is 0.305 while in the spin nematic model it is 0.199. We have also investigated the scaling structure of persistence sites for both the models. We got the growth law of persistence correlation length to be the same as that of the domain length scale $L(t)$, i.e. $(t/\ln t)^{1/2}$.

Acknowledgments : The authors would like to thank Prof. Clement Sire and Prof. Purusattam Ray for some useful discussions. One of us S. D. acknowledges financial support from Council of Scientific and Industrial Research, India.

References

- [1] A. J. Bray, Adv. Phys. **43**, 357, (1994)
- [2] H. Furukawa, Adv. Phys. **34**, 703 (1985)
- [3] S. Dutta and S.K. Roy, Physical Review E **71**, 026119 (2005)
- [4] Y. Oono and S. Puri, Phys. Rev. Lett. **58**, 836(1987)
- [5] F. Rojas and A.D. Rutenberg, Phys. Rev. E. **60**, 212 (1999)
- [6] A. D. Rutenberg and A. J. Bray, Phys. Rev. E **51**, 5499 (1995); A. J. Bray and A.D. Rutenberg, *ibid.* **49**, R27 (1994)
- [7] A. Watson, Science **274**, 919 (1996)
- [8] S. N. Majumdar, Current Science **77**, 370 (1999), and references there in
- [9] Purusattam Ray, Phase Transitions **77**, 563 (2004), Cond. Mat. 0403508
- [10] S.N. Majumdar, A. J. Bray, S. J. Cornell and C. Sire, Phys. Rev. Lett. **77**, 3704 (1996)

- [11] K. Oerding , S. J. Cornell and A. J. Bray, Phys. Rev. E. **56**, R25 (1997)
- [12] S. Cueille and C. Sire, The European Physical Journal B**7**, 111 - 127 (1999)
- [13] D. Slepian, Bell syst. Tech. J. **41**, 463 (1961)
- [14] I. F. Blake and W. C. Lindsey, IEEE Trans. Inform. Theory **19**, 295 (1973)
- [15] C. Sire, Private Communication
- [16] W. Feller, Introduction to probability theory and its' application, Wiley, New York, 3rd edition, Vol I (1968)
- [17] S. N. Majumdar, C. Sire, A. J. Bray and S. J. Cornell, Phys. Rev. Lett. **77**, 2867 (1996), B. Derrida, V. Hakim and R. Zeitak, *ibid.* , 2871 (1996)
- [18] S. N. Majumdar and A. J. Bray, Phys. Rev. Lett. **81**, 2626 (1998)
- [19] B. Derrida, A.J. Bray and C. Godreche, Journal of Physics A **27**, L357 (1994); B. Derrida, J. Phys. A. **28**, 1481 (1995)
- [20] B. Derrida, V. Hakim and V. Pasquier, Phys. Rev. Lett. **75**, 751 (1995), J. Stat. Phys. **85**, 763 (1996)
- [21] S. N. Majumdar and C. Sire, Phys. Rev. Lett. **77**, 1420 (1996)
- [22] B. Yurke, A. N. Pargellis, S. N. Majumdar, C. Sire, Physical Review E **56**, R40, (1997)
- [23] G. I. Menon and P. Ray, J Phys. A. **34**, L735-L741; G. I. Menon, P. Ray and P. Shukla, Physical Review E **64**, 046102 (2001)
- [24] B. Derrida, Phys. Rev. E **55**, 3705 (1997)
- [25] D. Stauffer, International Journal of Modern Physics, **C8**, 361 (1997)
- [26] S. Cueille and C. Sire, Journal of Physics A **30**, L791 - L796 (1997)
- [27] T. J. Newman, A.J. Bray and M. A. Moore, Physical Review B **42**, 4514 (1990)
- [28] P. A. Lebowhl and G. Lasher, Phys. Rev. A **6**, 426 (1972); **7**, 2222 (1973)

- [29] R. E. Blundell and A. J. Bray, Phys. Rev. A **46**, R6154 (1992)
- [30] G. Manoj and P. Ray, J. Phys. A **33**, L109 - L114 (2000)
- [31] S. Jain and H. Flynn, J. Phys. A **33**, 8383 - 8388 (2000)

LIST OF FIGURE CAPTIONS :

figure 1 : The persistent spins in 200 x 200 2d XY model for $t=4000, 6000, 8000$ and 10000 after the system is quenched from a high temperature initial stage to $T=0$ (white portions represent persistent sites).

figure 2: The persistent spins in 200 x 200 2d spin nematic model for $t=4000, 6000, 8000$ and 10000 after the system is quenched from a high temperature initial stage to $T=0$ (white portions represent persistent sites).

figure 3 : Plot of $\ln P(t)$ against $\ln(L(t))$ for 400 x 400 XY model. The linearity of the plot in the asymptotic time limit ensures the decay of the form $P(t) = L(t)^{-\theta}$ or $(t/\ln t)^{-\theta/2}$, with $\theta = 0.305$. The linear region extends from $t=3000$ to $t=10000$. Average over 12 initial configurations and 400×400 sites were taken.

figure 4 : Plot of $\ln P(t)$ against $\ln L(t)$ for 400×400 spin nematic model. The linearity of the plot in the asymptotic limit ensures the decay $P(t) = L(t)^{-\theta}$ or $(t/\ln t)^{-\theta/2}$, with $\theta = 0.199$. The linear region extends from $t=3000$ to $t=10000$. Average over 15 initial configurations and 400×400 sites were taken.

figure 5 : The variation of correlation function with distance for the 400 x 400 2d XY model. For small values of r , $C(r,t)$ is independent of t . For large r , it is same as persistence probability (lines parallel to x -axis represents $P(t)$). The data are for time steps $t= 2000, 4000, 6000, 8000$ and 10000 (from top to bottom) with persistence probability $P(t) = 0.366, 0.331, 0.313, 0.301$ and 0.292 respectively.

figure 6 : The variation of correlation function with distance for the 400 x 400 2d spin nematic model. For small values of r , $C(r,t)$ is independent of t . For large r , it is same as persistence probability (lines parallel to x-axis represents $P(t)$). The data are for time steps $t= 2000, 4000, 6000, 8000$ and 10000 (from top to bottom) with persistence probability $P(t) = 0.561, 0.527, 0.508, 0.496$ and 0.487 respectively.

figure 7 : Plot of $\ln(C(r,t)/P(t))$ against $\ln(r/\xi(t))$. The best collapse is obtained when the value of $\zeta = 1$, i.e. if $\xi(t) \sim (t/\ln t)^{1/2}$. The straight line for small values of $r/\xi(t)$, has slope α equal to 0.305 . Which is equal to the persistence exponent of the 2d XY model. The data used

are for time $t=5000, 6000, 7000, 8000, 9000$ and 10000 .

figure 8 : Plot of $\ln(C(r,t)/P(t))$ against $\ln(r/\xi(t))$. The best collapse is obtained when the value of $\zeta = 1$, i.e. if $\xi(t) \sim (t/\ln t)^{1/2}$. The straight line for small values of $r/\xi(t)$, has slope α equal to 0.191 , which is almost equal to the persistence exponent of 2d spin nematic model. The data used are for time $t=3000, 4000, 5000, 6000, 7000, 8000, 9000$ and 10000 .