

Anisotropy effects on the Magnetic Excitations of a Ferromagnetic Monolayer below and above the Curie Temperature

M. G. Pini^{1,2,*}, P. Politi^{1,2}, and R. L. Stamps^{1,3}

¹ *Istituto dei Sistemi Complessi, Consiglio Nazionale delle Ricerche, Sezione di Firenze, Via Madonna del Piano, I-50019 Sesto Fiorentino, Italy*

² *INFM, UdR Firenze, Via G. Sansone 1, I-50019 Sesto Fiorentino, Italy*

³ *School of Physics, University of Western Australia, 35 Stirling Highway, Crawley WA 6009, Australia*

(Dated: May 23, 2019)

The field-driven reorientation transition of an anisotropic ferromagnetic monolayer is studied within the context of a finite-temperature Green's function theory. The equilibrium state and the field dependence of the magnon energy gap E_0 are calculated for static magnetic field H applied in plane along an easy or a hard axis. In the latter case, the in-plane reorientation of the magnetization is shown to be continuous at $T = 0$, in agreement with free spin wave theory, and discontinuous at finite temperature $T > 0$, in contrast with the prediction of mean field theory. The discontinuity in the orientation angle creates a jump in the magnon energy gap, and it is the reason why, for $T > 0$, the energy does not go to zero at the reorientation field. Above the Curie temperature T_C , the magnon energy gap $E_0(H)$ vanishes for $H = 0$ both in the easy and in the hard case. As H is increased, the gap is found to increase almost linearly with H , but with different slopes depending on the field orientation. In particular, the slope is smaller when H is along the hard axis. Such a magnetic anisotropy of the spin-wave energies is shown to persist well above T_C ($T \approx 1.2 T_C$).

PACS numbers: 75.70.-i, 75.70.Ak, 75.30.Gw, 76.50.+g

I. INTRODUCTION

A great experimental achievement is the ability to grow epitaxially well defined monolayer and sub-monolayer ferromagnetic films. Such films serve as model systems in which to study basic aspects of magnetic ordering in low dimensions as well as to test theories of magnetism. Results gleaned from these studies have wide impact across several areas from critical phenomena to electronic band structure theory. There are also important implications for applications because the issues involved lie also at the heart of problems in interface magnetism. A problem of particular importance is the formation of magnetic anisotropies in thin transition metal magnetic films.

Critical phenomena in low dimensional magnets and the formation of magnetic anisotropies are linked together at a fundamental level. Long range order in two dimensional magnets depends upon the long wavelength behaviour of the Goldstone mode of the spin system. This behaviour is strongly affected by the existence of a zero momentum energy gap. In most real systems, the largest contribution to this gap comes from second order corrections to the exchange energy associated with electronic correlations creating the ordered state. These corrections appear in the form of magnetic anisotropies determined by spatial symmetries of the local atomic environment.

Anisotropy formation is a higher order effect in the sense that the energies involved are much less than the energy associated with the ordering temperature T_C . In two dimensional systems, the local fields responsible for magnetic anisotropies are very different from the local fields existing in three dimensional bulk systems, and the same reduction in dimensionality has a profound effect on the critical behaviour of the system. In real magnetic systems accessible to experimental study, the formation of magnetic anisotropies and the critical behaviour of the magnetization are therefore inextricably linked.

In this paper we show that there are striking features associated with magnetic anisotropies which appear in spectra produced by spin wave excitations in two dimensional ferromagnets. There are very clear and measurable finite temperature effects produced by anisotropies that can be observed below the ordering temperature, and we demonstrate that one can also observe easy and hard directionality in magnetic excitation energies above the ordering temperature.

A few experiments in epitaxial ultrathin ferromagnetic films have explored the nature of the phase transition and the persistence of magnetic anisotropies well above T_C ;^{1,2} a similar effect was observed in quasi-two-dimensional easy-plane ferromagnets.³ The role of the energy gap in stabilizing ferromagnetic order in two dimensions is well known in critical phenomena, but less well understood in terms of experiment. Experimentally, the gap can be observed from the spectra of long wavelength spin waves, and can be most clearly seen by taking the magnetic system through a reorientational transition with the application of a static magnetic field along a hard anisotropy direction. For small fields the magnetization orients at equilibrium between the direction of the field and the closest symmetry axis of the anisotropy. As the field is increased in magnitude, the magnetization approaches the hard direction. At some specific

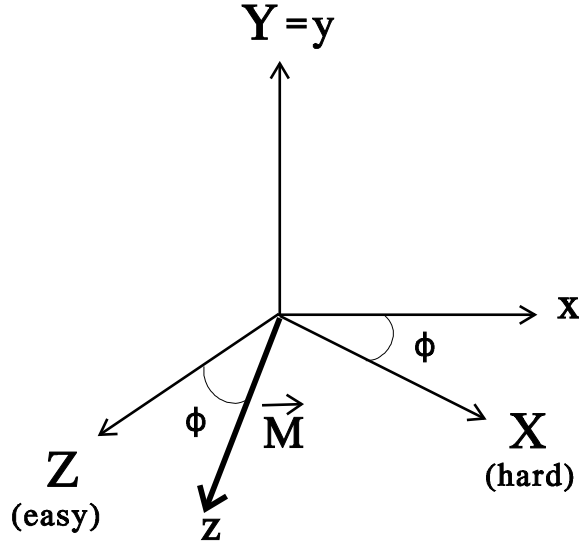


FIG. 1: Crystallographic (X, Y, Z) and local (x, y, z) reference frames used in this paper. The uniaxial in-plane anisotropy K_2 favors the Z direction within the film plane ($Y = y = 0$) while a magnetic field is applied in plane along the easy (Z) or the hard (X) direction; ϕ denotes the angle that the magnetization \vec{M} , directed along the local axis z , forms with the easy in-plane direction Z .

critical magnetic field strength H_c , torques acting on spins due to the effective field created by the anisotropy and the applied magnetic field exactly cancel. At this field the energy of a spin wave takes its minimum value.

Approaching the problem naïvely, one would expect that the minimum in the zero wavevector spin wave resonance mode should be zero because the effective torques, acting locally on spins within the film, cancel at the critical reorientation field. This certainly true at exactly zero temperature. At finite temperature, the field dependence of the equilibrium configuration and of the energy of the magnetic excitations is calculated in this paper using two different theoretical approaches, namely mean field theory (MFT) and Green's function theory (GFT). The different predictions of these theories are exposed in Sections II and III, respectively, both above and below the Curie temperature T_C . Within MFT a constant magnetization modulus is predicted for field smaller than the reorientation field, whereas within GFT a more accurate treatment of spin fluctuations leads to a field dependence of the magnetization modulus in the same field range. As a consequence, for finite temperature $0 < T < T_C$, we find that the two theories give qualitatively different results as regards the order of the field induced transition: within MFT the reorientation of the magnetization is continuous and the magnon energy gap vanishes at the reorientation field; within GFT the reorientation is discontinuous and the gap does not vanish at H_c . Above T_C , both theories are able to account for anisotropy effects on the energy of the magnetic excitations, but quantitative differences are present. Finally, the conclusions are drawn in Section IV.

II. MEAN FIELD THEORY

A. Equilibrium condition

Let us assume (see Fig. 1) that the effective field H_{eff} acting on a spin in a thin film ferromagnet is composed of an exchange field $H_{ex} = \frac{4J\langle S^z \rangle}{g\mu_B}$ (J is the exchange constant and 4 the number of nearest neighbors for a simple quadratic lattice); a shape demagnetizing field of modulus $4\pi g\mu_B\langle S^z \rangle$ favouring the film plane ($Y = 0$); a uniaxial anisotropy field $H_K = \frac{2K_2\langle S^Z \rangle}{g\mu_B}$ favouring the crystallographic Z direction in the film plane; an external field H applied within the film plane, along the easy (Z) or the hard (X) axis. By $\langle S^z \rangle$ and $\langle S^Z \rangle$ we denote the thermal average of the spin component measured along the quantization axis z and along the crystallographic axis Z , respectively. In the mean field approximation, the former thermal average can be calculated self consistently, $\langle S^z \rangle = S\mathcal{L}(x)$, in terms of the classical Langevin function $\mathcal{L}(x) = \coth x - \frac{1}{x}$, where $x = \frac{g\mu_B \mathbf{H}_{\text{eff}} \cdot \mathbf{S}^z}{k_B T}$.

The exchange field is parallel to the magnetization while the shape demagnetizing field does not provide any

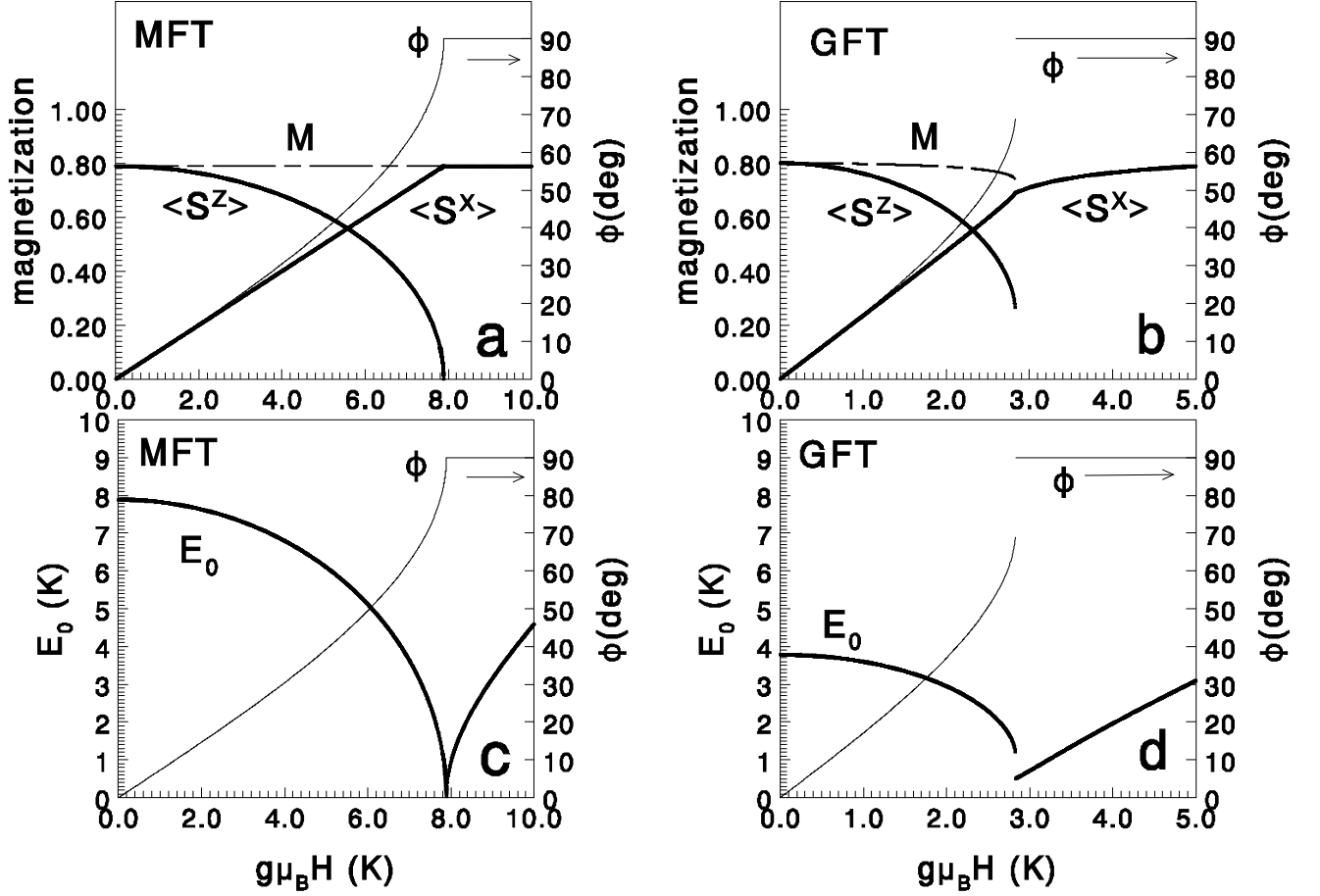


FIG. 2: Comparison between the results of mean field theory (MFT, left) and Green's function theory (GFT, right) for the magnetization components (above) and the energy gap (below) versus the intensity H of a magnetic field applied in plane along the hard direction (X), for fixed temperature $T/T_C = 0.5$. Figs. 2a,b display the calculated equilibrium angle ϕ (thin full line, referred to the right vertical axis), magnetization modulus $M = \langle S^z \rangle$ (dashed line) and magnetization components, $\langle S^z \rangle = M \cos \phi$ and $\langle S^x \rangle = M \sin \phi$ (thick full lines), versus H . Figs. 2c,d display the calculated equilibrium angle ϕ (thin full line) and energy gap E_0 (thick full line) versus H . The Hamiltonian parameters used for the calculations are $J = 500$ K, $K_2 = 5$ K, $4\pi w f_w = 1$ K, $S = 1$, providing $T_C = 670$ K in mean field theory and $T_C = 502.4$ K in Green's function theory.

preference for a particular in-plane direction. The equilibrium value for the angle ϕ that the magnetization forms with the crystallographic easy axis Z is determined by requiring the vanishing of the static torque $\mathbf{M} \times (\mathbf{H} + H_K \hat{\mathbf{Z}})$.

For field along the easy axis, $\mathbf{H} = H \hat{\mathbf{Z}}$, there is no competition between the applied field and the anisotropy field, so that $\phi = 0$ for any field value. The thermal average of the magnetization is obtained solving $\langle S^z \rangle = S \mathcal{L}(x)$ with $x = x^{easy} = \frac{S}{k_B T} (g\mu_B H + 2K_2 \langle S^z \rangle + 4J \langle S^z \rangle)$.

For field along the hard axis, $\mathbf{H} = H \hat{\mathbf{X}}$, the modulus of the anisotropy field is $H_K = \frac{2K_2 \langle S^z \rangle \cos \phi}{g\mu_B}$. In this case, the condition for vanishing static torque is

$$H \cos \phi = \frac{2K_2 \langle S^z \rangle}{g\mu_B} \cos \phi \sin \phi \quad (1)$$

The thermal average is obtained solving the self consistent equation $\langle S^z \rangle = S \mathcal{L}(x)$ with $x = x^{hard} = \frac{S}{k_B T} (g\mu_B H \sin \phi + 2K_2 \langle S^z \rangle \cos^2 \phi + 4J \langle S^z \rangle)$. As H is increased from zero to the critical field value $H_c = \frac{2K_2 \langle S^z \rangle}{g\mu_B}$, it turns out that ϕ ranges continuously between 0 and $\pi/2$ and the magnetization modulus $M = \langle S^z \rangle$ is independent of the field intensity in the whole field range $0 \leq H \leq H_c$ (see Fig. 2a).

The latter feature can be readily accounted for observing that, upon substituting the equilibrium condition appropriate for $0 \leq H \leq H_c$ (namely $\phi = \sin^{-1} \left(\frac{g\mu_B H}{2K_2 \langle S^z \rangle} \right)$) in the expression for x^{hard} , one obtains that the magnetization mod-

ulus $M = \langle S^z \rangle = S\mathcal{L}(x)$ is determined by the solution of the self consistent equation $x = \frac{S^2}{k_B T}(2K_2 + 4J)(\coth x - \frac{1}{x})$, (where the field intensity H does not explicitly appear) in the field range from $H = 0$ up to $H = H_c$. In contrast, for $H > H_c$ the magnetization is field dependent since one has $\phi = \pi/2$ and $x = \frac{S}{k_B T}[g\mu_B H + 4JS(\coth x - \frac{1}{x})]$. Notice that the field dependence of M for $H > H_c$ is not apparent from Fig. 2a since it is very weak for the chosen parameter values.

For zero field, $x^{easy} = x^{hard}$ and the Curie temperature T_C can be calculated, as usual, by requiring that the initial slope of $\mathcal{L}(x)$ is equal to 1, *i.e.* to the slope of $\langle S^z \rangle / S$. One obtains

$$k_B T_C = \frac{1}{3} S^2 (4J + 2K_2). \quad (2)$$

B. Resonance frequency

The resonance frequency can now be calculated by solving the linearized Bloch torque equations $d\mathbf{M}/dt = -\gamma\mathbf{M} \times \mathbf{H}_{\text{eff}}$. For H applied in the easy Z direction, the time varying magnetization can be assumed to be of the form $\mathbf{M} = (\hat{\mathbf{X}}m_X + \hat{\mathbf{Y}}m_Y) e^{-i\omega t} + \hat{\mathbf{Z}}g\mu_B \langle S^z \rangle$, while the effective field is

$$\mathbf{H}_{\text{eff}} = -\hat{\mathbf{Y}}4\pi m_Y + \hat{\mathbf{Z}} \left(H + \frac{2K_2 \langle S^z \rangle}{g\mu_B} \right). \quad (3)$$

We note that the effective exchange field was not included in Eq. (3) since it is parallel to the magnetization, thus it does not contribute to the uniform mode frequency. The resonance frequency is then readily found to be

$$\omega_0^{easy} = \gamma \left[H + \frac{2K_2 \langle S^z \rangle}{g\mu_B} \right]^{\frac{1}{2}} \times \left[H + \frac{2K_2 \langle S^z \rangle}{g\mu_B} + 4\pi g\mu_B \langle S^z \rangle \right]^{\frac{1}{2}} \quad (4)$$

where $\langle S^z \rangle = S\mathcal{L}(x)$ and $x = x^{easy} = \frac{S}{k_B T}(g\mu_B H + 2K_2 \langle S^z \rangle + 4J \langle S^z \rangle)$. It turns out that ω^{easy} monotonously increases as H is increased (not shown in Fig. 2c).

For H applied in the hard X direction, the time varying magnetization is $\mathbf{M} = (\hat{\mathbf{x}}m_x + \hat{\mathbf{y}}m_y) e^{-i\omega t} + \hat{\mathbf{z}}g\mu_B \langle S^z \rangle$ (where x, y and z denote local axes), while the effective field is

$$\mathbf{H}_{\text{eff}} = \hat{\mathbf{X}}H - \hat{\mathbf{Y}}4\pi m_Y + \hat{\mathbf{Z}} \frac{2K_2}{g\mu_B} \left(\langle S^z \rangle \cos \phi - \frac{m_x}{g\mu_B} \sin \phi \right) \quad (5)$$

(where X, Y, Z denote crystallographic axes).⁴ Expressing the effective field in local coordinates and solving the linearized Bloch torque equations, the resonance frequency is found to display a non monotonous behavior (see Fig. 2c), different for H below and above the reorientation field $H_c = \frac{2K_2 \langle S^z \rangle}{g\mu_B}$

$$\begin{aligned} \omega_0^{hard} &= \gamma \left[1 + \frac{4\pi g^2 \mu_B^2}{2K_2} \right]^{\frac{1}{2}} \times \left[\left(\frac{2K_2 \langle S^z \rangle}{g\mu_B} \right)^2 - H^2 \right]^{\frac{1}{2}}, \quad \text{for } H < H_c \\ \omega_0^{hard} &= \gamma [H + 4\pi g\mu_B \langle S^z \rangle]^{\frac{1}{2}} \times \left[H - \frac{2K_2 \langle S^z \rangle}{g\mu_B} \right]^{\frac{1}{2}}, \quad \text{for } H > H_c \end{aligned} \quad (6)$$

where $\langle S^z \rangle = S\mathcal{L}(x)$, $x = x^{hard} = \frac{S}{k_B T}(g\mu_B H \sin \phi + 2K_2 \langle S^z \rangle \cos^2 \phi + 4J \langle S^z \rangle)$ and ϕ is given by the equilibrium condition, Eq. (1). It is worth noticing that the finite temperature mean field theory predicts a vanishing resonance frequency of the uniform mode just at H_c as a consequence of the continuous in-plane reorientation of the magnetization.

C. High temperature expansions

The behavior of spin wave energies in the high temperature regime above T_C is made particularly interesting by the reduced dimensionality of the system. In two dimensional magnets, the spin system is highly susceptible to perturbations and can respond strongly even at temperatures above T_C . This means that a two dimensional ferromagnet in the paramagnetic regime can still produce large scale correlations when in a static applied field.

Furthermore, these correlations are sensitive to the orientation of the applied field relative to the symmetry axis of the anisotropy.

For temperatures above T_C a finite magnetization is possible only in the presence of an applied field. Furthermore, since the reorientation field is found to vanish at $T = T_C$, the field induced magnetization will align parallel to the applied field. A simple estimate of the resonance frequencies above T_C can thus be made expanding the Langevin function for high temperatures (small x) $\mathcal{L}(x) \approx \frac{x}{3} - \frac{x^3}{45}$. For field along the easy and the hard axis, respectively, the resulting resonance frequency is

$$\omega_0^{easy} = \gamma H \left[1 + \left(4\pi g\mu_B + \frac{2K_2}{g\mu_B} \right) \Gamma_+(T) \right]^{\frac{1}{2}} \times \left[1 + \frac{2K_2}{g\mu_B} \Gamma_+(T) \right]^{\frac{1}{2}}, \quad (7)$$

$$\omega_0^{hard} = \gamma H \left[1 - \frac{2K_2}{g\mu_B} \Gamma_-(T) \right]^{\frac{1}{2}} [1 + 4\pi g\mu_B \Gamma_-(T)]^{\frac{1}{2}}. \quad (8)$$

with $\Gamma_{\pm}(T) = \left(\frac{1}{3} \pm \frac{4}{45} \frac{K_2}{k_B T} \right) \frac{g\mu_B S^2}{k_B T}$. The frequencies have a linear dependence on field with different temperature dependent slopes. The slope is smaller for the field in the hard direction because in that case the anisotropy reduces the torque acting on the spins, thereby reducing the susceptibility with respect to the easy case.

III. GREEN'S FUNCTION THEORY

A. The microscopic Hamiltonian

Although mean field theory have proved useful to study reorientation transitions in multilayer films,⁵ it is well known that it grossly underestimates the effect of single site anisotropy in Heisenberg models⁶ and that it leads to estimates of the critical temperature generally too high due to the neglect of spin correlations.

As the reorientation field depends on anisotropy and on the temperature dependence of magnetization, one can expect that mean field theory is not capable of providing results that can be compared quantitatively with experiments in high quality epitaxial systems. A Green's function theory using the random phase approximation^{7,8,9} appears to be a better choice since it provides a more correct treatment of both issues, namely single site anisotropy and spin correlations.

With respect to previous comparable Green's function theories treating the problem of the field-induced transition,¹⁰ we provide from the outset for rotation of the quantization axis for fields below the reorientation transition. By doing so, for field applied along the hard axis we are able to obtain, in a much simpler way, both the equilibrium condition and the frequency of the magnetic excitations at finite temperature $T > 0$. More important, for $T = 0$ we are able to recover the well-known feature of a zero frequency mode¹¹ at the reorientation field, in contrast with the result obtained by the above-cited Green's function approach.¹⁰

We consider a magnetic monolayer with Hamiltonian

$$\mathcal{H} = -\frac{J}{2} \sum_{kl} \mathbf{S}_k \cdot \mathbf{S}_l - K_2 \sum_k (S_k^Z)^2 - g\mu_B \mathbf{H} \cdot \sum_k \mathbf{S}_k + \frac{1}{2} \frac{(g\mu_B)^2}{a^3} \sum_{k \neq l} \frac{a^3}{r_{kl}^3} \left[\mathbf{S}_k \cdot \mathbf{S}_l - 3 \frac{(\mathbf{S}_k \cdot \mathbf{r}_{kl})(\mathbf{S}_l \cdot \mathbf{r}_{kl})}{r_{kl}^2} \right] \quad (9)$$

where $J > 0$ is the nearest neighbor ferromagnetic exchange interaction, $K_2 > 0$ is a uniaxial single-ion anisotropy favoring the Z direction in the monolayer plane (XZ), and $\mathbf{H} = (H^X, 0, H^Z)$ is an external magnetic field applied in plane: see Fig. 1. The last term in Eq. (9) is the magnetic dipole-dipole interaction, favoring the alignment of the magnetization within the film plane; \mathbf{r}_{kl} denotes a vector joining two different lattice sites and a is the lattice constant.

B. Equilibrium condition and energy of the magnetic excitations

In order to calculate the equilibrium condition and the energies of magnetic excitations in the monolayer described by Eq. (9) we use a Green's function formalism⁸ supplemented by a random phase approximation (RPA) decoupling procedure with a careful treatment of uniaxial anisotropy.^{7,9} Details of the calculation are given in the Appendix A. Hereafter we only quote final results. Taking a rotation procedure of the quantization axis z (see Fig. 1), we obtain

the RPA equilibrium condition (in the general case of in-plane field with crystallographic components H^X and H^Z , see Eq. (A7) in Appendix A)

$$2K_2f_S\langle S_i^z\rangle\sin\phi\cos\phi+g\mu_B(H^Z\sin\phi-H^X\cos\phi)=0 \quad (10)$$

where the factor f_S ,

$$f_S=1-\frac{1}{2S^2}[S(S+1)-\langle S_i^zS_i^z\rangle], \quad (11)$$

is required in order to preserve the kinematic consistency of the magnetic excitations (see later).

It is worth noticing that in the $T \rightarrow 0$ limit one has $\langle S_i^z \rangle \rightarrow S$, so that the RPA equilibrium condition reduces to the equilibrium condition one would obtain in the framework of free spin wave theory, using the standard Holstein-Primakoff transformation for spin operators, by imposing the vanishing of the terms linear in a and a^\dagger in the Boson Hamiltonian.¹² The physical meaning of this equilibrium condition is the neglect of correlations between the longitudinal (z) and transverse spin components. In fact, we remind that in the framework of free spin wave theory the longitudinal spin component has a boson representation in terms of zero- and two-boson operators ($S_i^z = S - a^\dagger a$) while the transverse spin components are expressed in terms of one-boson operators ($S_i^\pm \approx \sqrt{2S}a^\mp$). Similarly, the RPA equilibrium condition was obtained by imposing the vanishing of the Green's function $G_{ij}^z(\omega)$ (see Eq. (A6) in Appendix A), which correlates the longitudinal and the transverse spin components.

For field applied along the hard axis ($H^Z = 0$ and $H^X \neq 0$), the equilibrium angle is given by $\phi = \sin^{-1}(\frac{g\mu_B H^X}{2K_2f_S\langle S_i^z\rangle})$ for $H^X \leq H_c^X$ and $\phi = \frac{\pi}{2}$ for $H^X > H_c^X$. The reorientation of the magnetization within the film plane occurs at a critical value of the applied field $H_c^X = \frac{2K_2f_S\langle S_i^z\rangle}{g\mu_B}$. Notice that, as in the mean field theory, the reorientation field is a function of temperature, but the RPA condition contains the additional temperature dependent correlation function $\langle S_i^zS_i^z \rangle$ in the kinematic consistency factor f_S . The latter factor is obtained by a careful decoupling of the higher order Green's functions coming from the uniaxial anisotropy,^{7,9} and is required in order to preserve the kinematic consistency of the magnetic excitations: *i.e.*, for $S = 1/2$, the uniaxial anisotropy does not contribute to the magnon energy (see later, Eqs. (12,13,14)). In fact, for $S = 1/2$ one has $f_S = 0$; for $S = 1$, which is the simplest non-trivial case, one has $f_S = \frac{1}{2}\langle S_i^zS_i^z \rangle$.

The general form of the magnon energies in the momentum representation is (see Appendix A for details)

$$E_{\mathbf{k}_\parallel}^2 = A_{\mathbf{k}_\parallel}^2 - B_{\mathbf{k}_\parallel}^2 \quad (12)$$

where

$$A_{\mathbf{k}_\parallel} = 4J\langle S_i^z \rangle(1 - \gamma_{\mathbf{k}_\parallel}) + 2K_2f_S\langle S_i^z \rangle\cos^2\phi - K_2f_S\langle S_i^z \rangle\sin^2\phi + \frac{1}{2}4\pi wf_w\langle S_i^z \rangle + g\mu_B(H^X\sin\phi + H^Z\cos\phi) \quad (13)$$

$$B_{\mathbf{k}_\parallel} = K_2f_S\langle S_i^z \rangle\sin^2\phi + \frac{1}{2}4\pi wf_w\langle S_i^z \rangle \quad (14)$$

The geometric factor $\gamma_{\mathbf{k}_\parallel} = \frac{1}{z}\sum_{\boldsymbol{\delta}} e^{i\mathbf{k}_\parallel \cdot \boldsymbol{\delta}}$ depends on the lattice symmetry ($\boldsymbol{\delta}$ are the vectors joining a spin to its z nearest neighbors). For the simple quadratic (s.q.) lattice one has $z = 4$ and $\gamma_{\mathbf{k}_\parallel} = \frac{1}{2}[\cos(k_x a) + \cos(k_z a)]$. In Eqs. (13,14), $w = \frac{(g\mu_B)^2}{a^3}$ denotes the strength of the magnetic dipole-dipole interaction and the factor f_w comes from the calculation of dipolar sums for the monolayer ($f_w = 1.078$ for the s.q. lattice).^{13,14,15} Notice that the wavevector dependence of the dipolar sums was neglected for the sake of simplicity (see the Appendix B for details). Such an approximation for the dipolar interaction is certainly plausible in the presence of a sufficiently large gap in the spectrum.

For $S = 1$ the relevant thermal averages in the RPA theory are (general expressions for any value of S can be found in Appendix A)

$$\langle S_i^z \rangle = \frac{1 + 2\Phi(T)}{1 + 3\Phi(T) + 3\Phi^2(T)} \quad (15)$$

$$\langle (S_i^z)^2 \rangle = S(S+1) - (1 + 2\Phi(T))\langle S_i^z \rangle = \frac{1 + 2\Phi(T) + 2\Phi^2(T)}{1 + 3\Phi(T) + 3\Phi^2(T)} \quad (16)$$

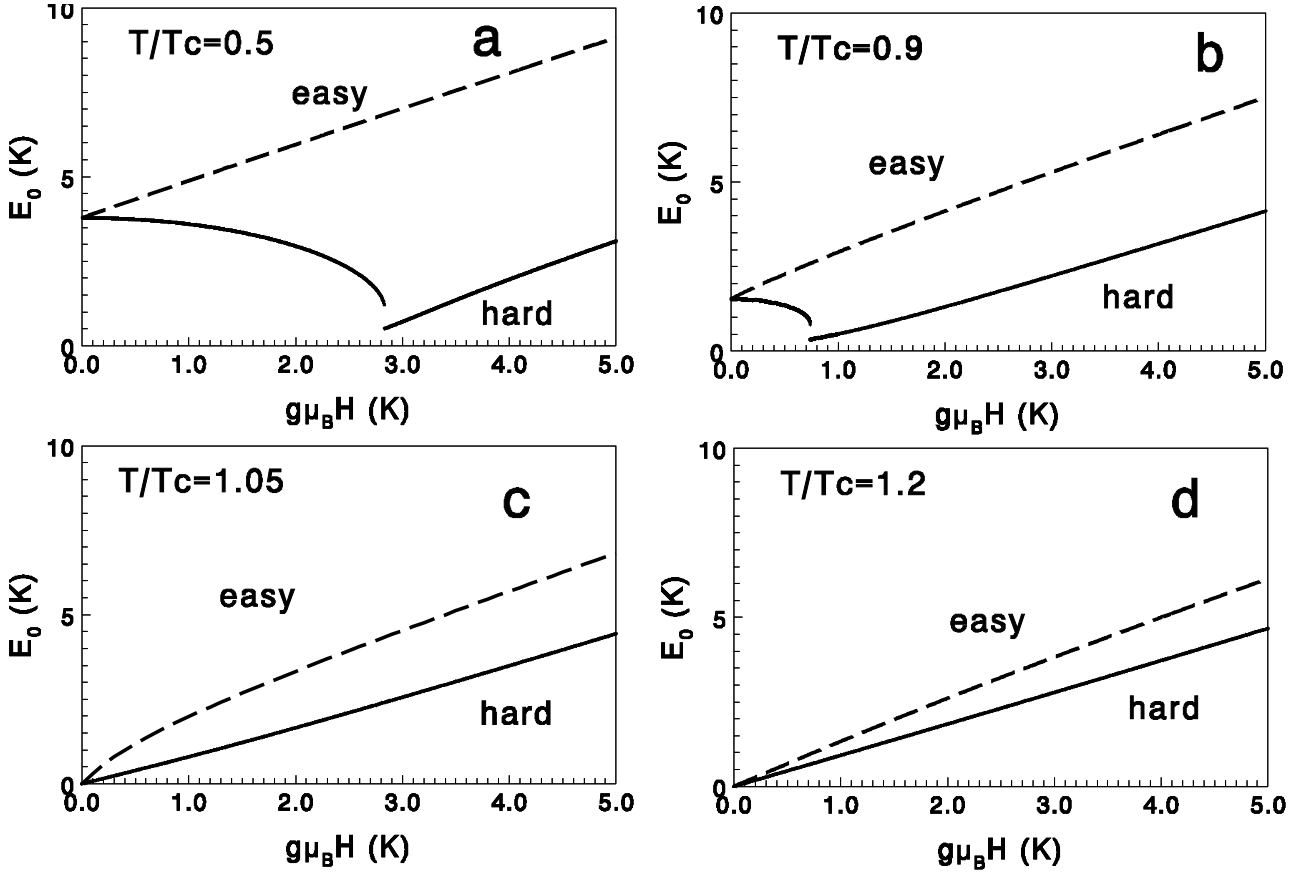


FIG. 3: Green's function calculation of the energy gap for field applied along the hard axis (full lines) and the easy axis (dashed lines) at four different temperatures ($T/T_C=0.5, 0.9, 1.05$ and 1.2 , respectively). With the Hamiltonian parameters used for the calculations, $J = 500$ K, $K_2 = 5$ K, $4\pi wf_w = 1$ K, $S = 1$ (giving $T_C = 502.4$ K), a magnetic anisotropy of the spin wave energies is found to persist up to $T/T_C = 1.2$.

with

$$\Phi(T) = \frac{1}{2N} \sum_{\mathbf{k}_{\parallel}} \left[\frac{A_{\mathbf{k}_{\parallel}}}{E_{\mathbf{k}_{\parallel}}} \coth \left(\frac{1}{2} \beta E_{\mathbf{k}_{\parallel}} \right) - 1 \right] \quad (17)$$

where N is the total number of spins in the s.q. lattice. For zero field, in the $T \rightarrow T_C$ limit, one has $\langle S_i^z \rangle \rightarrow 0$, so that $E_{\mathbf{k}_{\parallel}}$ vanishes with it and $\Phi(T)$ diverges. Thus from Eqs. (15) and (16) one has $\langle S_i^z \rangle \rightarrow \frac{2}{3\Phi(T)}$ and $\langle S_i^z S_i^z \rangle \rightarrow \frac{2}{3}$, respectively. By equating the expression (17) (expanded for $E_{\mathbf{k}_{\parallel}} \rightarrow 0$) with $\Phi(T) = \frac{2}{3\langle S_i^z \rangle}$, one obtains the following expression for the Curie temperature of the $S = 1$ ferromagnetic monolayer in zero field

$$k_B T_C = \frac{2}{3} \left\{ \frac{1}{N} \sum_{\mathbf{k}_{\parallel}} \frac{4J(1 - \gamma_{\mathbf{k}_{\parallel}}) + \frac{2}{3}K_2 + \frac{1}{2}4\pi wf_w}{\left(4J(1 - \gamma_{\mathbf{k}_{\parallel}}) + \frac{2}{3}K_2 + 4\pi wf_w \right) \left(Jz(1 - \gamma_{\mathbf{k}_{\parallel}}) + \frac{2}{3}K_2 \right)} \right\}^{-1} \quad (18)$$

C. Discussion

In Fig. 2b we show the self-consistently calculated equilibrium angle ϕ , magnetization $M = \langle S^z \rangle$, and magnetization components $\langle S^Z \rangle = \langle S^z \rangle \cos \phi$ and $\langle S^X \rangle = \langle S^z \rangle \sin \phi$, as a function of the magnetic field H , applied along the hard axis, for fixed finite temperature ($T/T_C = 0.5$). Correspondingly, in Fig. 2d the self-consistently calculated energy gap E_0 is shown as a function of H .

In contrast with the mean field result shown in Fig. 2a, in the framework of Green's function theory we find that the orientation angle ϕ varies discontinuously at the reorientation field and the magnetization modulus $M = \langle S^z \rangle$ decreases as H is increased from 0 to the critical value $H_c^X = \frac{2K_2 f_S \langle S_i^z \rangle}{g\mu_B}$. This is due to the more accurate treatment of spin correlations in the Green's function theory with respect to mean field theory. In fact we observe that both the temperature and field dependence of $\langle S^z \rangle$ occurs through the quantity $\Phi(T)$, which is determined by a summation over all magnon modes. At fixed temperature, the strongest contribution to $\Phi(T)$ comes from the $k = 0$ mode since this has the lowest energy for $H \rightarrow H_c^-$. This explains why $M = \langle S^z \rangle$ decreases in this limit. In turn, the orientation angle ϕ , whose value is determined by the value of $\langle S^z \rangle$, undergoes an abrupt variation at the reorientation field.

As a consequence of the discontinuity in the orientation angle ϕ , the energy gap E_0 displays a discontinuous jump at the reorientation field $H_c^X = \frac{2K_2 f_S \langle S_i^z \rangle}{g\mu_B}$ (see Fig. 2d) and the energy does not go to zero at the reorientation field. This is in contrast with the finite temperature mean field result displayed in Fig. 2b.

It is important to note that the softening of the $k = 0$ magnon energy at the reorientation field is correctly recovered by our Green's function approach in the $T = 0$ limit. In fact for $T \rightarrow 0$ and $S = 1$ one has $\langle S^z \rangle = \langle S^z S^z \rangle \rightarrow 1$ and the energy of the $k = 0$ magnon mode exactly coincides with the well known result of non-interacting spin-wave theory for field H^X applied along the hard direction

$$\begin{aligned} E_0 &= [(K_2)^2 - (g\mu_B H^X)^2]^{\frac{1}{2}} \times \left[1 + \frac{4\pi w f_w}{K_2} \right]^{\frac{1}{2}}, \text{ for } H^X \leq H_c^X \\ E_0 &= [g\mu_B H^X - K_2]^{\frac{1}{2}} \times [g\mu_B H^X + 4\pi w f_w]^{\frac{1}{2}}, \text{ for } H^X > H_c^X. \end{aligned} \quad (19)$$

This energy is immediately seen to vanish continuously at the reorientation field $H_c^X = \frac{K_2}{g\mu_B}$.

The magnitude of the gap energy at zero field is interesting to consider. The zero field gap value is a measure of the temperature dependent anisotropy energy, and is strongly temperature dependent. The zero field gap value vanishes at T_C as the reorientation field also goes to zero. However, in spite of the vanishing of the gap for $T \geq T_C$, there is still a contribution of the anisotropy energy in non-zero applied fields. This is true regardless of whether the field is applied in a hard or easy direction. This feature is illustrated in Fig. 3, where the gap mode energy is plotted as a function of the magnetic field applied in the easy and in the hard direction, at various fixed temperatures, both below and above T_C . For $T \geq T_C$, the easy and hard direction energies are each zero at zero field, and their field dependence becomes more and more linear as T increases. However, the calculated slopes are different, in agreement with the mean field argument: the hard axis alignment slope is smaller than the easy axis alignment slope because of reductions created in the torque by the anisotropy. Finally, it is worth noticing that the magnetic anisotropy of the energy gap is expected to persist well above T_C , up to $T/T_C \approx 1.2$ for a realistic value of the ratio K_2/J ($\approx \frac{1}{100}$, as in our numerical calculations) in an ultrathin film (see Fig. 3d).

IV. CONCLUSIONS

Using a Green's function theory with random field approximation we have shown that the field driven reorientation transition of a ferromagnetic monolayer with uniaxial anisotropy is expected to be continuous at $T = 0$ (in agreement with free spin-wave theory) and discontinuous at finite temperature. In contrast, mean field theory predicts a field driven reorientation transition continuous at any temperature. Below the critical temperature T_C , the Green's function theory predicts a magnetic excitation gap (the resonance mode) which does not completely soften at the reorientation field. We suggest that the frequency jumps occurring at the discontinuous reorientation transition could be revealed by resonance experiments performed in ultrathin films for $0 < T < T_C$.

The magnetization of a two dimensional ferromagnet is highly susceptible above the critical temperature T_C . This means that a large magnetization can be induced with relatively small applied fields in the paramagnetic regime. Such effects were demonstrated in beautiful experiments on ultrathin Fe/W(110) films by Back et al.¹ In our case, this means that a two dimensional film with well defined anisotropies can support magnetic excitations in the paramagnetic regime with energies that depend upon the orientation of the applied field relative to the anisotropy symmetry axis. We have demonstrated this with our Green's function theory in the RPA and shown that there can be a sizeable difference in magnetic excitation energies at finite fields. We show that the field dependence of the energy is strongly temperature dependent and different for field alignments along easy and hard directions.

It would be interesting to put our prediction of an anisotropy of the magnetic excitation energies in the paramagnetic phase to an experimental test. This may be possible in ultrathin magnetic films using inelastic light scattering or ferromagnetic resonance measurements.

In fact, recent Brillouin light scattering experiments in Fe/GaAs(100) ultrathin films ($t_{Fe} = 4.5$ Å) showed anisotropy in observed frequencies above some ordering temperature.¹⁶ However, it is not clear from the results

whether the film is continuous or is instead a collection of superparamagnetic islands.

Our mean field arguments, for example, apply equally well to paramagnetic films above the Curie temperature and to collections of superparamagnetic particles above the blocking temperature. The only difference might be that a superparamagnetic "film" would be comprised of a distribution of particle sizes, each with a different local internal magnetic field. Resonance in the superparamagnetic system would contain many different frequency contributions and should therefore have a correspondingly broad linewidth. Resonance in the paramagnetic continuous film would have a linewidth determined by higher moments in the spin correlation functions, and should therefore also have a distinctive temperature dependence different from the superparamagnetic case.

Acknowledgments

R. L. Stamps acknowledges financial support from the Italian Ministry for the Instruction, University and Research (MIUR), under project FIRB no. RBNE017XSW. This work was performed in the framework of the joint CNR-MIUR programme (legge 16/10/2000, Fondo FISR).

APPENDIX A: GREEN'S FUNCTION FORMALISM

In order to calculate the equilibrium configuration of the monolayer magnetization and the energies of the magnetic excitations, we consider the following Green's functions

$$G_{ij}^\alpha = \langle \langle S_i^\alpha; S_j^- \rangle \rangle; \quad \alpha = +, -, z \quad (\text{A1})$$

where $S_i^\pm = S_i^x \pm iS_i^y$ and x, y, z denote a reference frame where z is the equilibrium direction of the in-plane magnetization, forming an angle ϕ with the easy in-plane direction Z (see Fig. 1). The equations of motion for the time Fourier-transformed Green's functions $G_{ij}^\alpha(\omega)$ are

$$\omega G_{ij}^\alpha(\omega) = \langle [S_i^\alpha, S_j^-] \rangle + \langle \langle [S_i^\alpha, \mathcal{H}]; S_j^- \rangle \rangle_\omega \quad (\text{A2})$$

where $\langle A \rangle = \frac{1}{Z} \text{Tr}(e^{-\beta \mathcal{H}})$ denotes a thermal average ($\beta = \frac{1}{k_B T}$). Taking into account that $S^X = S^x \cos \phi + S^z \sin \phi$ and $S^Z = -S^x \sin \phi + S^z \cos \phi$, one obtains

$$\begin{aligned} \omega G_{ij}^\pm(\omega) &= \langle [S_i^\pm, S_j^-] \rangle \\ &\mp J \sum_k \langle \langle S_i^z S_k^\pm - S_k^z S_i^\pm; S_j^- \rangle \rangle_\omega \\ &\pm K_2 \cos^2 \phi \langle \langle S_i^z S_i^\pm + S_i^\pm S_i^z; S_j^- \rangle \rangle_\omega \\ &\mp K_2 \sin^2 \phi \langle \langle S_i^z S_i^- + S_i^- S_i^z + S_i^+ S_i^+ + S_i^+ S_i^z; S_j^- \rangle \rangle_\omega \\ &\pm K_2 \sin \phi \cos \phi \\ &\quad \langle \langle 2S_i^z S_i^z - S_i^\pm S_i^\pm - \frac{1}{2}(S_i^+ S_i^- + S_i^- S_i^+); S_j^- \rangle \rangle_\omega \\ &\pm g\mu_B H^Z (\sin \phi G_{ij}^z(\omega) + \cos \phi G_{ij}^\pm(\omega)) \\ &\pm g\mu_B H^X (\sin \phi G_{ij}^\pm(\omega) - \cos \phi G_{ij}^z(\omega)) \end{aligned} \quad (\text{A3})$$

$$\begin{aligned} \omega G_{ij}^z(\omega) &= \langle [S_i^z, S_j^-] \rangle \\ &+ \frac{1}{2} J \sum_k \langle \langle S_i^- S_k^+ - S_k^- S_i^+; S_j^- \rangle \rangle_\omega \\ &- \frac{1}{2} K_2 \sin^2 \phi \langle \langle S_i^+ S_i^+ - S_i^- S_i^-; S_j^- \rangle \rangle_\omega \\ &+ \frac{1}{2} K_2 \sin \phi \cos \phi \\ &\quad \langle \langle S_i^+ S_i^z + S_i^z S_i^+ - S_i^- S_i^z - S_i^z S_i^-; S_j^- \rangle \rangle_\omega \\ &+ \frac{1}{2} g\mu_B H^Z \sin \phi (G_{ij}^+(\omega) - G_{ij}^-(\omega)) \\ &- \frac{1}{2} g\mu_B H^X \cos \phi (G_{ij}^+(\omega) - G_{ij}^-(\omega)) \end{aligned} \quad (\text{A4})$$

The higher order Green's functions on the right hand sides of the previous equations have now to be decoupled to obtain a closed set of equations. We start using the naïve RPA decoupling ($\alpha, \beta = +, -, z$) for all the Green's functions (*i.e.*, both for $i \neq k$ and $i = k$; kinematic consistency corrections will be taken into account later on)

$$\langle \langle S_i^\alpha S_k^\beta; S_j^- \rangle \rangle_\omega \approx \langle S_i^\alpha \rangle G_{kj}^\beta(\omega) + \langle S_k^\beta \rangle G_{ij}^\alpha(\omega) \quad (\text{A5})$$

Next, taking into account that the local axis z is, by its own definition, the equilibrium direction of the magnetization, we can safely put $\langle S^+ \rangle \approx 0$ and $\langle S^- \rangle \approx 0$ in the equations of motion of the three Green's functions $G_{ij}^+(\omega)$, $G_{ij}^-(\omega)$ and $G_{ij}^z(\omega)$.

The equation of motion for $G_{ij}^z(\omega)$ provides the equilibrium configuration. In fact in the previous approximations we obtain

$$\omega G_{ij}^z(\omega) \approx \frac{1}{2} [G_{ij}^+(\omega) - G_{ij}^-(\omega)] \times [K_2 \langle S_i^z \rangle \sin(2\phi) + g\mu_B (H^Z \sin \phi - H^X \cos \phi)] \quad (\text{A6})$$

so that the equilibrium angle ϕ is obtained imposing the vanishing of the term in braces on the r.h.s.

$$2K_2 \langle S_i^z \rangle \sin \phi \cos \phi + g\mu_B (H^Z \sin \phi - H^X \cos \phi) = 0 \quad (\text{A7})$$

For field applied along the easy axis ($H^Z \neq 0$ and $H^X = 0$), one obviously obtains $\phi = 0$: *i.e.*, the magnetization is always directed along the field ($Z = z$) direction. For field applied along the hard axis ($H^Z = 0$ and $H^X \neq 0$), the equilibrium angle is given by

$$\begin{aligned} \phi &= \sin^{-1} \left(\frac{g\mu_B H^X}{2K_2 \langle S_i^z \rangle} \right), \text{ for } H \leq H_c^X \\ \phi &= \frac{\pi}{2}, \text{ for } H > H_c^X \end{aligned} \quad (\text{A8})$$

so that a reorientation of the magnetization within the film plane occurs at a critical value of the applied field $H_c^X = \frac{2K_2 \langle S_i^z \rangle}{g\mu_B}$ which turns out to be temperature dependent. For $H > H_c^X$, the magnetization becomes parallel to the external field H^X applied along the hard direction.

The equations of motion for $G_{ij}^+(\omega)$ and $G_{ij}^-(\omega)$ provide the frequencies of the excitations with respect to the equilibrium configuration. In fact for the space Fourier-transformed Green's functions $G^\pm(\omega, \mathbf{k}_\parallel) = \frac{1}{N} \sum_{ij} G_{ij}^\pm(\omega) e^{-i\mathbf{k}_\parallel \cdot \mathbf{r}_{ij}}$ (where $\mathbf{k}_\parallel = (k_x, k_z)$) we obtain

$$\begin{aligned} \omega G^\pm(\omega, \mathbf{k}_\parallel) &\approx F^\pm(\mathbf{k}_\parallel) \\ &\pm Jz \langle S_i^z \rangle (1 - \gamma_{\mathbf{k}_\parallel}) G^\pm(\omega, \mathbf{k}_\parallel) \\ &\pm 2K_2 \langle S_i^z \rangle \cos^2 \phi G^\pm(\omega, \mathbf{k}_\parallel) \\ &\mp K_2 \langle S_i^z \rangle \sin^2 \phi [G^+(\omega, \mathbf{k}_\parallel) + G^-(\omega, \mathbf{k}_\parallel)] \\ &\pm g\mu_B [H^Z \cos \phi + H^X \sin \phi] G^\pm(\omega, \mathbf{k}_\parallel) \end{aligned} \quad (\text{A9})$$

where $F^\pm(\mathbf{k}_\parallel) = \frac{1}{N} \sum_{ij} e^{-i\mathbf{k}_\parallel \cdot \mathbf{r}_{ij}} \langle [S_i^\pm, S_j^-] \rangle$ and $\gamma_{\mathbf{k}_\parallel} = \frac{1}{z} \sum_\delta e^{-i\mathbf{k}_\parallel \cdot \delta}$ (δ are the vectors joining a given lattice site to its z nearest neighbors). For a square lattice with lattice constant a one has $z = 4$ and $\gamma_{\mathbf{k}_\parallel} = \frac{1}{2} [\cos(k_x a) + \cos(k_z a)]$.

The previous equations can be rewritten in a more compact form

$$\begin{bmatrix} \omega - A_{\mathbf{k}_\parallel} & B_{\mathbf{k}_\parallel} \\ -B_{\mathbf{k}_\parallel} & \omega + A_{\mathbf{k}_\parallel} \end{bmatrix} \begin{bmatrix} G^+(\omega, \mathbf{k}_\parallel) \\ G^-(\omega, \mathbf{k}_\parallel) \end{bmatrix} = \begin{bmatrix} F^+(\mathbf{k}_\parallel) \\ F^-(\mathbf{k}_\parallel) \end{bmatrix} \quad (\text{A10})$$

where the quantities $A_{\mathbf{k}_\parallel}$ and $B_{\mathbf{k}_\parallel}$ take the following expressions

$$\begin{aligned} A_{\mathbf{k}_\parallel} &= Jz \langle S_i^z \rangle (1 - \gamma_{\mathbf{k}_\parallel}) + 2K_2 \langle S_i^z \rangle \cos^2 \phi - K_2 \langle S_i^z \rangle \sin^2 \phi + g\mu_B (H^Z \cos \phi + H^X \sin \phi) \\ B_{\mathbf{k}_\parallel} &= K_2 \langle S_i^z \rangle \sin^2 \phi \end{aligned} \quad (\text{A11})$$

The energies of the magnetic excitations with respect to the equilibrium state are then given by

$$E_{\mathbf{k}_\parallel}^2 = (\hbar \omega_{\mathbf{k}_\parallel})^2 = A_{\mathbf{k}_\parallel}^2 - B_{\mathbf{k}_\parallel}^2 \quad (\text{A12})$$

It is worthwhile noticing that in the zero temperature limit one has $\langle S_i^z \rangle \rightarrow S$ so that the free spin-wave frequency is correctly recovered. In particular, in the $T = 0$ limit we are able to recover the well-known feature of a zero

frequency mode¹¹ for field, applied along the hard axis, equal to the critical reorientation field, in contrast with the result obtained by the Green's function approach in Ref. 10.

In the previous calculations, the problem of the kinematic consistency of the magnetic excitations was neglected since the naïve RPA decoupling was performed also for the Green's functions coming from the anisotropy term in the Hamiltonian. In the case of field applied along the easy axis ($H^Z \neq 0$, $H^X = 0$), it is well known that a more correct treatment of the anisotropy term is obtained by using the Anderson-Callen decoupling to decouple the equal site ($i = k$) Green's functions⁹

$$\langle\langle S_i^\pm S_i^z + S_i^z S_i^\pm; S_j^- \rangle\rangle_\omega \approx 2\langle S_i^z \rangle G_{ij}^\pm(\omega) \times \left\{ 1 - \frac{1}{2S^2} [S(S+1) - \langle S_i^z S_i^z \rangle] \right\} \quad (\text{A13})$$

In this way, for $S = 1/2$, the uniaxial anisotropy does not contribute to the frequency of the excitations, as expected, since for $S = 1/2$ the anisotropy term in the Hamiltonian is a constant. In the case of field applied along the hard axis ($H^Z = 0$, $H^X \neq 0$) or in the general case ($H^Z \neq 0$ and $H^X \neq 0$), we assume the same prescription for kinematic consistency to be valid as in the easy case, *i.e.* we replace

$$K_2 \langle S_i^z \rangle \rightarrow K_2 \langle S_i^z \rangle \left\{ 1 - \frac{1}{2S^2} [S(S+1) - \langle S_i^z S_i^z \rangle] \right\} \quad (\text{A14})$$

both in the equation (A7) providing the equilibrium condition and in the equations (A11) and (A12) giving the energies of the magnetic excitations. In the case $S = 1$ considered in this paper, the prescription for kinematic consistency reads simply

$$2K_2 \langle S_i^z \rangle \rightarrow K_2 \langle S_i^z \rangle \langle S_i^z S_i^z \rangle \quad (\text{A15})$$

In order to determine the average $\langle S_i^z S_i^z \rangle$, we follow the method exposed by Callen⁹ in his paper. In addition to the Green's functions $G_{ij}^\pm = \langle\langle S_i^\pm; S_j^- \rangle\rangle$, we consider the Green's functions $\mathcal{G}_{ij,a}^\pm = \langle\langle e^{aS_i^z} S_i^\pm; S_j^- \rangle\rangle$ where a is a parameter. The \mathcal{G} 's are found to satisfy the equations of motion

$$\begin{bmatrix} \omega - A(\mathbf{k}_\parallel) & B(\mathbf{k}_\parallel) \\ -B(\mathbf{k}_\parallel) & \omega + A(\mathbf{k}_\parallel) \end{bmatrix} \begin{bmatrix} \mathcal{G}_a^+(\omega, \mathbf{k}_\parallel) \\ \mathcal{G}_a^-(\omega, \mathbf{k}_\parallel) \end{bmatrix} = \begin{bmatrix} \mathcal{F}_a^+(\mathbf{k}_\parallel) \\ \mathcal{F}_a^-(\mathbf{k}_\parallel) \end{bmatrix} \quad (\text{A16})$$

which differ from the equation of motion for the G 's only for the terms \mathcal{F}_a^\pm on the r.h.s. Thus from the spectral theorem

$$\langle BA \rangle = \frac{i}{2\pi} \lim_{\epsilon \rightarrow 0} \int_{-\infty}^{+\infty} \frac{d\omega}{e^{\beta\omega} - 1} [\langle\langle A; B \rangle\rangle(\omega + i\epsilon, \mathbf{k}_\parallel) - \langle\langle A; B \rangle\rangle(\omega - i\epsilon, \mathbf{k}_\parallel)] \quad (\text{A17})$$

applied to G^+ and \mathcal{G}_a^+ one can obtain, respectively, the thermal averages

$$\begin{aligned} \langle S_i^- S_i^+ \rangle &= F^+(\mathbf{k}_\parallel) \Phi(T) \\ \langle e^{aS_i^z} S_i^- S_i^+ \rangle &= \mathcal{F}_a^+(\mathbf{k}_\parallel) \Phi(T) \end{aligned} \quad (\text{A18})$$

where

$$\Phi(T) = \frac{1}{2N} \sum_{\mathbf{k}_\parallel} \left[\frac{A_{\mathbf{k}_\parallel}}{E_{\mathbf{k}_\parallel}} \coth\left(\frac{1}{2}\beta E_{\mathbf{k}_\parallel}\right) - 1 \right] \quad (\text{A19})$$

For the two-spin correlation function we obtain

$$\langle S_i^- S_i^+ \rangle = 2\langle S_i^z \rangle \Phi(T) \quad (\text{A20})$$

Following Callen,⁹ it is now possible to find a second-order differential equation for $F_a^+(\mathbf{k}_\parallel)$ as a function of the parameter a that, when solved with opportune boundary conditions, allows to obtain the magnetization as a function of $\Phi(T)$

$$\langle S_i^z \rangle = \frac{(S - \Phi(T))(1 + \Phi(T))^{2S+1}}{(1 + \Phi(T))^{2S+1} - (\Phi(T))^{2S+1}} + \frac{(S + 1 + \Phi(T))(\Phi(T))^{2S+1}}{(1 + \Phi(T))^{2S+1} - (\Phi(T))^{2S+1}} \quad (\text{A21})$$

and finally

$$\langle S_i^z S_i^z \rangle = S(S+1) - \langle S_i^- S_i^+ \rangle - \langle S_i^z \rangle = S(S+1) - (1 + 2\Phi(T))\langle S_i^z \rangle \quad (\text{A22})$$

APPENDIX B: CONTRIBUTION OF DIPOLAR INTERACTIONS

The inclusion of magnetic dipole-dipole interactions (*i.e.*, the last term in Eq. (9)) in the equations of motion for the Green's functions leads to a considerable amount of additional calculations. As they are tedious but straightforward, hereafter we only quote the final result after RPA decoupling. First we consider the commutator of \mathcal{H}_{dip} with S_i^z in order to investigate the contribution of the dipolar interaction to the equilibrium condition. We have ($w = \frac{g^2 \mu_B^2}{a^3}$)

$$\begin{aligned} \langle \langle [S_i^z, \mathcal{H}_{dip}]; S_j^- \rangle \rangle_\omega &\approx -\frac{3}{2}w \sum_{k \neq l} \left\{ \langle S_l^z \rangle \delta_{ik} + \langle S_k^z \rangle \delta_{il} \right\} \\ &\quad \left\{ [(d_{kl}^{XX} - d_{kl}^{ZZ}) \sin \phi \cos \phi + d_{kl}^{XZ} (\cos^2 \phi - \sin^2 \phi)] \times \frac{G_{ij}^+(\omega) - G_{ij}^-(\omega)}{2} \right. \\ &\quad \left. + [d_{kl}^{XY} \sin \phi + d_{kl}^{YZ} \cos \phi] \times \frac{G_{ij}^+(\omega) + G_{ij}^-(\omega)}{2i} \right\} \end{aligned} \quad (B1)$$

where the dipolar sums are defined as ($\alpha, \beta = X, Y, Z$)

$$D^{\alpha\beta}(\mathbf{k}_\parallel) = \sum_{i \neq j} d_{ij}^{\alpha\beta} e^{i\mathbf{k}_\parallel \cdot \mathbf{r}_{ij}} = \sum_{i \neq j} \frac{a^3}{r_{ij}^3} \frac{r_{ij}^\alpha r_{ij}^\beta}{r_{ij}^2} e^{i\mathbf{k}_\parallel \cdot \mathbf{r}_{ij}} \quad (B2)$$

For a monolayer with the crystallographic Y axis normal to the film plane one has $r_{kl}^Y = 0$ so that $D^{XY} = D^{YZ} = 0$; these relations are approximately satisfied even in an ultrathin film. Moreover, in a lattice with a center of inversion symmetry one has $D^{XX} = D^{ZZ}$ and $D^{XZ} = 0$. Thus, as expected, it is proved that the dipolar interaction does not contribute to the equilibrium condition of an in-plane magnetized ultrathin film.

Next, we consider the commutator of \mathcal{H}_{dip} with S_i^\pm in order to obtain the contribution of the dipolar interaction to the magnon energies. In the same approximations as before we obtain, after a Fourier transformation

$$\begin{aligned} A_{\mathbf{k}_\parallel}^{dip} &= \frac{1}{2}w \langle S_i^z \rangle \sum_{i \neq j} \frac{a^3}{r_{ij}^3} e^{i\mathbf{k}_\parallel \cdot \mathbf{r}_{ij}} \times \left\{ 1 + \left[1 - 3 \left(\frac{r_{ij}^X \cos \phi - r_{ij}^Z \sin \phi}{r_{ij}} \right)^2 \right] \right. \\ &\quad \left. - 2 \left[1 - 3 \left(\frac{r_{ij}^X \sin \phi + r_{ij}^Z \cos \phi}{r_{ij}} \right)^2 \right] \right\} \\ B_{\mathbf{k}_\parallel}^{dip} &= \frac{1}{2}w \langle S_i^z \rangle \sum_{i \neq j} \frac{a^3}{r_{ij}^3} e^{i\mathbf{k}_\parallel \cdot \mathbf{r}_{ij}} \times \left\{ 1 - \left[1 - 3 \left(\frac{r_{ij}^X \cos \phi - r_{ij}^Z \sin \phi}{r_{ij}} \right)^2 \right] \right\} \end{aligned} \quad (B3)$$

In order to simplify the numerical calculations, we neglect the dependence of $A_{\mathbf{k}_\parallel}^{dip}$ and $B_{\mathbf{k}_\parallel}^{dip}$ on \mathbf{k}_\parallel . Taking into account that for a two-dimensional lattice with a center of inversion symmetry one has

$$\sum_{i \neq j} \frac{a^3}{r_{ij}^3} \left(\frac{r_{ij}^X}{r_{ij}} \right)^2 = \sum_{i \neq j} \frac{a^3}{r_{ij}^3} \left(\frac{r_{ij}^Z}{r_{ij}} \right)^2 = -\frac{1}{2} \sum_{i \neq j} \frac{a^3}{r_{ij}^3} = -\frac{4}{3} \pi f_w \quad (B4)$$

with $f_w = 1.078$ for the s.q. lattice,^{13,14,15} we thus obtain the approximate expressions (13) and (14) reported in Section II. Clearly, such an approximation on the dipolar part of the Hamiltonian is allowed as long as the strength of the dipolar interaction w is smaller than the intensity of the uniaxial anisotropy and/or the Zeeman term.

* Electronic address: mgpini@ifac.cnr.it

¹ C. H. Back, A. Kashuba, D. Pescia, Phys. Low-Dim. Struct. **2**, 9 (1994).

² P. J. Jensen, S. Knappmann, W. Wulfskel, H. P. Oepen, Phys. Rev. B **67**, 184417 (2003).

³ S. O. Demokritov, N. M. Kreines, V. I. Kudinov, S. V. Petrov, Sov. Phys. JETP **68**, 1277 (1989).

⁴ In this geometry the thermal average in the field direction is $\langle S^X \rangle$. This average does not appear in the effective field in the case of a continuous thin film, but could appear if additional in plane shape factors existed.

⁵ A. Hucht and K. D. Usadel, Phil. Mag. B **80**, 275 (2000). K. D. Usadel and A. Hucht, Phys. Rev. B **66**, 024419 (2002).

⁶ J. F. Devlin, Phys. Rev. B **4**, 136 (1971).

⁷ M. E. Lines, Phys. Rev. **156**, 534 (1967).

- ⁸ D. N. Zubarev, Usp. Fiz. Nauk. **71**, 71 (1960) [Sov. Phys. Usp. **3**, 320 (1960)].
- ⁹ H. B. Callen, Phys. Rev. **130**, 890 (1963); F. B. Anderson, H. B. Callen, Phys. Rev. **136**, A1068 (1964).
- ¹⁰ P. Fröbrich, P. J. Jensen, P. J. Kuntz, Eur. Phys. J. B **13**, 477 (2000); P. Fröbrich, P. J. Jensen, P. J. Kuntz, A. Ecker, Eur. Phys. J. B **18**, 579 (2000); P. Fröbrich, P. J. Kuntz, J. Phys.: Condens. Matter **16**, 3453 (2004).
- ¹¹ A. H. Morrish, *The Physical Principles of Magnetism*, (Wiley, New York, 1965), p. 555.
- ¹² T. Holstein and H. Primakoff, Phys. Rev. **58**, 1098 (1940).
- ¹³ Y. Yafet, J. Kwo, E. M. Gyorgy, Phys. Rev. B **33**, 6519 (1986).
- ¹⁴ P. Bruno, Phys. Rev. B **43**, 6015 (1991).
- ¹⁵ P. Politi, A. Rettori, M. G. Pini, J. Magn. Magn. Mater. **113**, 83 (1992).
- ¹⁶ G. Carlotti *et al.*, private communication (2004).