

# Superconducting Fluctuation Corrections to the Thermal Current in Granular Metals

C. Biagini

*INFN, Unità di Firenze, Via G. Sansone 1, 50019 Sesto F.no, Firenze, Italy*

R. Ferone

*LPMMC, CNRS & Université Joseph Fourier, BP 166, 38042 Grenoble CEDEX 9, France and  
NEST-INFN & Scuola Normale Superiore, I-56126 Pisa, Italy*

Rosario Fazio

*NEST-INFN & Scuola Normale Superiore, I-56126 Pisa, Italy*

F.W.J. Hekking

*LPMMC, CNRS & Université Joseph Fourier, BP 166, 38042 Grenoble CEDEX 9, France*

V. Tognetti

*INFN, Unità di Firenze, Via G. Sansone 1, 50019 Sesto F.no, Firenze, Italy  
Dipartimento di Fisica, Università di Firenze, Via G. Sansone 1, 50019 Sesto F.no, Firenze, Italy and  
INFN, Sezione di Firenze, Via G. Sansone 1, 50019 Sesto F.no, Firenze, Italy  
(Dated: November 1, 2019)*

The first order superconducting fluctuation corrections to the thermal conductivity of a granular metal are calculated. A suppression of thermal conductivity proportional to  $\frac{T_c}{T-T_c}$  is observed in a region not too close to the critical temperature. As  $T \simeq T_c$ , a saturation of the correction at a value  $-\frac{3}{2\pi^2} \frac{1}{g_T}$  is found, where  $g_T$  is the macroscopic dimensionless conductance, and  $z$  the number of nearest neighbors. In both regimes, the Wiedemann-Franz law is violated.

## I. INTRODUCTION

In normal metals, in the presence of BCS interaction, electrons can form Cooper pairs even for temperatures  $T$  larger than the critical temperature  $T_c$ . As  $T \geq T_c$ , the pairs have a finite lifetime, namely the Ginzburg-Landau, GL, time, inversely proportional to the distance from the critical temperature  $\tau_{GL} \sim (T - T_c)^{-1}$ . These superconducting fluctuations strongly affect both the thermodynamic and transport properties and since many years they are being widely studied both theoretically and experimentally<sup>1</sup>.

The first analysis of fluctuation corrections has been performed on electrical conductivity where the pairing leads to three distinct contributions named the Aslamazov-Larkin (AL), the Maki-Thompson (MT) and Density of States (DoS) terms. In the first one, the formation of Cooper pair leads to a parallel superconducting channel in the normal phase; the second takes into account the coherent scattering off impurities of the (interacting) electrons; finally, the third one is due to the rearrangement of the states close to the Fermi energy since electrons involved in pair transport are not anymore available for single particle transport. Both the AL and MT terms lead to an enhancement of the conductivity above  $T_c$ , on the contrary, the DoS correction is of opposite sign.

The analysis of superconducting fluctuation corrections to thermal conductivity dates back to the early sixties, when Schmid<sup>2</sup> and Caroli and Maki<sup>3</sup> found an expression for the heat current in the framework of the

phenomenological *Time Dependent* GL theory, (TDGL). Abrahams *et al.*<sup>4</sup> first pointed out the divergence of the thermal conductivity in the vicinity of the critical temperature due to the opening of the fluctuation pseudogap in the density of states (DoS) energy dependence in the homogeneous case. Niven and Smith have shown<sup>5</sup> that Abrahams's DoS correction ( $\approx Gi \ln \frac{1}{\epsilon}$ ,  $\epsilon = \frac{T-T_c}{T_c}$ ,  $Gi$  being the so-called Ginzburg-Levanyuk parameter) is exactly compensated by the regular Maki-Thompson (MT) one; hence, all singular first order fluctuation corrections are cancelled out. The only surviving contribution to heat conductivity, the Aslamazov-Larkin (AL) one, is non-singular in temperature. Therefore, in bulk metals, no singular behavior of the heat current is expected at the metal-superconductor phase transition.

In this paper we are interested in the superconducting fluctuation corrections to the thermal conductivity in a granular superconductors, an ensemble of metallic grains embedded in an insulating amorphous matrix and undergoing a metal-superconductor phase transition due to the existence of pairing interaction inside each grain. The electrons can diffuse in the system due to tunnelling between the grains. The reason for studying thermal transport in granular metals is that we expect a radically different behaviour as compared with the homogeneous case. In fact, in granular material (a similar situation occurs in layered superconductors) the AL and MT contributions are of higher order in the tunnelling amplitude as compared to the DoS. This effect has been observed, for example in the electrical<sup>6</sup> and the optical conductivity<sup>7</sup> of layered superconductors and the electrical conductivity<sup>8</sup>

of granular systems. Indeed, in granular superconductors there is a temperature region in which the singular correction to the density of states for a quasi-zero-dimensional system dominates the behaviour of the thermal conductivity. The behaviour observed in homogeneous systems is recovered closer to the critical temperature, where the divergence will be cut-off to crossover to the regular behaviour.

A phenomenological approach to granular superconductors has been proposed long ago<sup>13,14</sup>, while the microscopic theory has only been formulated very recently<sup>1,8</sup>. The difference between bulk and granular microscopic theory is mainly based on the renormalization of the superconducting fluctuation propagator due to the presence of tunnelling. This renormalization accounts for the possibility that each electron forming the fluctuating Cooper pair tunnels between neighbor grains during the Ginzburg-Landau time.

The paper is organized as follows. In Section II, we describe and formulate the model. Section III contains the main steps and assumptions of the calculation of fluctuation propagator. Its expression, calculated in Ref. [8], is given explicitly at every order in tunnelling in the ladder approximation. By means of that, DoS, MT, and AL corrections are evaluated. For each of those corrections, an explicit form for the response function is presented. In the last section, we discuss the overall behaviour of the fluctuation corrections to thermal conductivity as a function of temperature. For temperatures sufficiently far from  $T_c$ , each grain behaves as a finite zero-dimensional system. In this region, the correction to the heat conductivity has a singular behavior; it depends only on Thouless energy,  $E_T$ , and not on tunneling:  $\delta\kappa \approx -\frac{3}{\pi^2} \frac{1}{g} \frac{E_T}{T_c} \frac{1}{\epsilon} \kappa_0$ , where  $\kappa_0$  is the classical conductivity for a granular metal, and it reads

$$\kappa_0 = \frac{8\pi}{3} g T a^{2-d} T, \quad (1)$$

$a$  being the size of a single grain, and  $d$  the dimensionality of the system. On the other hand, when the correlation length increases until the distance between two nearest neighbor grains, the tunnelling becomes important and the correction, exactly at the critical temperature, reduces to  $\delta\kappa = -\frac{3}{2\pi^2} \frac{1}{g T} \kappa_0$ . Connections with the homogeneous metal results are discussed. In Appendix A, we briefly review the evaluation of the superconducting fluctuation propagator in a granular metal. Throughout the paper, we set  $\hbar = k_B = 1$

## II. THE MODEL

We consider a  $d$ -dimensional array of metallic grains embedded in an insulating amorphous matrix, with impurities on the surface and inside each grain.

The Hamiltonian of the system reads

$$\hat{H} = \hat{H}_0 + \hat{H}_P + \hat{H}_T. \quad (2)$$

$\hat{H}_0$  and  $\hat{H}_P$  describe the free electron gas and the pairing Hamiltonian inside each grain, respectively

$$\hat{H}_0 = \sum_{i,k} \varepsilon_{i,k} \hat{a}_{i,k}^\dagger \hat{a}_{i,k} + \hat{H}_{imp}, \quad (3)$$

$$\hat{H}_P = -\lambda \sum_{i,k,k'} \hat{a}_{i,k}^\dagger \hat{a}_{i,-k}^\dagger \hat{a}_{i,-k'} \hat{a}_{i,k'}, \quad (4)$$

where  $i$  is the grain index, and  $\hat{a}_{i,k}^\dagger$  ( $\hat{a}_{i,k}$ ) stands for creation (annihilation) operator of an electron in the state  $k = (\mathbf{k}, \uparrow)$  or  $-k = (-\mathbf{k}, \downarrow)$ . The term  $\hat{H}_{imp}$  describes the electron elastic scattering with impurities. The interaction term in Eq.(2) contains only diagonal terms<sup>9</sup>. Such a description is correct in the limit

$$\delta \ll \Delta \ll E_T, \quad (5)$$

where  $\delta$  is the mean level spacing and the smallest energy scale in the problem, and  $\Delta$  the (BCS) superconducting gap of a single grain, supposed equal for each of them.  $E_T = \frac{D}{a^2}$  is the Thouless energy,  $D$  being the diffusion constant. Under the previous assumption, Eq.(5), one can safely neglect off-diagonal  $\frac{1}{g}$  corrections, where  $g$  is the dimensionless conductance of a grain,  $g = \frac{E_T}{\delta}$ . Eq.(5) is equivalent to the condition  $a \ll \xi_0$ , where  $\xi_0$  is the dirty superconducting coherence length; then, Eq.(2) describes an ensemble of zero-dimensional grains. Besides, Eq.(5) states that the energy scale,  $\frac{1}{\tau}$ , with  $\tau$  the mean free time, related to  $\hat{H}_{imp}$  is much larger than  $\Delta$ .

The grains are coupled by tunnelling. The tunnelling Hamiltonian is written as ( $t \ll E_T$ )

$$\hat{H}_T = \sum_{\langle i,j \rangle} \sum_{\mathbf{p}\mathbf{q},\sigma} \left[ t_{ij}^{pq} \hat{a}_{i,\mathbf{p}\sigma}^\dagger \hat{a}_{j,\mathbf{q}\sigma} + h.c. \right]. \quad (6)$$

We assume that the momentum of an electron is completely randomized after the tunnelling. Finally, assuming that the system is macroscopically a good metal,  $t \gg \delta$ , we can safely neglect the Coulomb interaction, being it well screened<sup>10</sup>. We can also neglect weak localization corrections because we are interested in the high temperature transport regime,  $T \gg gT\delta$ .

The tunnelling heat current operator is given as

$$\hat{j}^{(heat)} = ia \sum_{\langle i,j \rangle} \sum_{\mathbf{p}\mathbf{q},\sigma} \left[ \varepsilon_n t_{ij}^{pq} \hat{a}_{i,\mathbf{p}\sigma}^\dagger \hat{a}_{j,\mathbf{q}\sigma} - h.c. \right], \quad (7)$$

where  $\varepsilon_n$  is the Matsubara frequency of the electron involved in the transport.

In linear response theory, the heat conductivity is defined as

$$\kappa = \lim_{\omega \rightarrow 0} \left[ \frac{\mathcal{Q}_{ret}^{(heat)}(i\omega_\nu)}{\omega_\nu T} \right]_{i\omega_\nu \rightarrow \omega + i0^+}, \quad (8)$$

where  $\mathcal{Q}^{(heat)}(\omega_\nu)$  is the linear response function to an

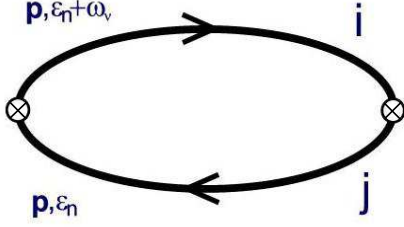


FIG. 1: Diagram for the thermal conductivity in granular metals. The solid lines are impurity-averaged single-electron Green's functions with the specified momentum and Matsubara's frequency, and belonging to the grain  $i$  and  $j$ . The vertices are discussed in the text.

applied temperature gradient:

$$\mathcal{Q}^{(heat)}(\omega_\nu) = T^2 t^2 a^2 \sum_{\langle i, j \rangle} \sum_{\varepsilon_n} (\varepsilon_{n+\nu} + \varepsilon_n)^2 \times \int (dp) G(\tilde{\varepsilon}_{n+\nu}, \mathbf{p}) \int (dq) G(\tilde{\varepsilon}_n, \mathbf{q}), \quad (9)$$

where  $G(\tilde{\varepsilon}_n, \mathbf{p})$  is the exact Matsubara Green's function of an electron in a grain,  $(dp) = \frac{d^d p}{(2\pi)^d}$ ,  $\tilde{\varepsilon}_n$  and  $\varepsilon_{n+\nu}$  are shorthand notations for  $\varepsilon_n + \frac{i}{2\tau} \text{sign} \varepsilon_n$  and  $\varepsilon_n + \omega_\nu$ , respectively. In the latter equation, we considered the tunnelling amplitude uniform and momentum independent,  $t_{ij}^{pq} \equiv t$ .

The thermal conductivity for free electrons,  $\kappa_0$ , Eq. (1), is given by the diagram in Fig.1, where, as usual, Green's function is  $G(\tilde{\varepsilon}_n, \mathbf{p}) = \frac{1}{i\tilde{\varepsilon}_n - \xi(\mathbf{p})}$ , and each vertex contributes as  $i2at(\varepsilon_n + \omega_\nu/2)$ . Electrical conductivity reads  $\sigma_0 = e^2 \frac{8}{\pi} g_T a^{2-d}$ ; therefore, the Lorenz number is  $L_0 = \frac{\kappa_0}{\sigma_0 T} = \frac{\pi^2}{3e^2}$ . We defined the macroscopic tunnelling conductance  $g_T = (\frac{\pi t}{2\delta})^2 = (\frac{\pi t \nu_F}{2})^2$  and  $\nu_F$  is the electronic density of states at the Fermi level.

### III. SUPERCONDUCTING FLUCTUATION CORRECTIONS TO THERMAL CONDUCTIVITY

At temperatures above but not far from the critical one, superconducting fluctuations allow the creation of Cooper pairs that strongly affect transport. In other words, fluctuations open a new transport channel, the so-called *Cooper pair fluctuation propagator*, Ref. [1]. It is such a contribution that gives rise to corrections to both the electrical and thermal conductivity.

With respect the bulk case, the propagator is renormalised by the tunnelling, and as explained in the appendix, it takes into account the possibility that each electron forming the cooper pair can tunnel from one grain to another, without losing the coherence.

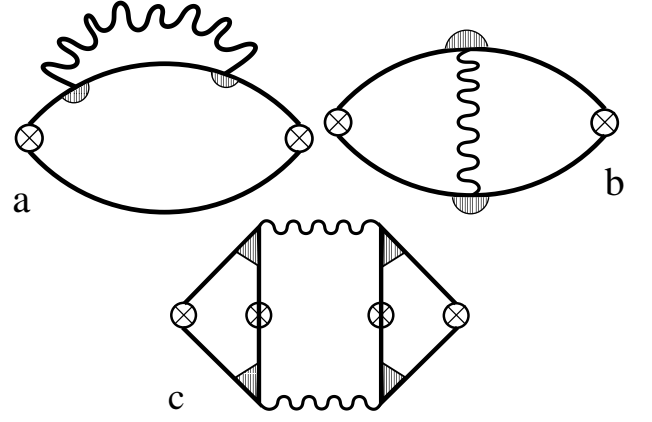


FIG. 2: Diagrams representing the various fluctuation contributions to the thermal conductivity. *a*: density of states contribution. *b*: Maki-Thompson contribution. *c*: Aslamazov-Larkin contribution. The solid lines are impurity-averaged single-electron Green's functions, wavy lines represent fluctuation propagator and the shadowed areas are Cooperon vertex corrections. Crossed circles represent tunnelling vertices.

The expression for the superconducting fluctuation propagator for a granular metal, calculated in Ref. [8], is:

$$\Lambda_{\mathbf{K}}(\Omega_\mu) = -\frac{1}{\nu_F} \frac{1}{\ln \frac{T}{T_c} + \frac{\pi|\Omega_\mu|}{8T_c} + z \frac{g_T}{g} \frac{E_T}{T_c} (1 - \gamma_{\mathbf{K}})}, \quad (10)$$

where  $\mathbf{K}$  is the wave vector associated with the lattice of the grains,  $\Omega_\mu$  is a bosonic Matsubara's frequency, and  $z$  the number of nearest neighbor grains. The function  $\gamma_{\mathbf{K}} = \frac{1}{z} \sum_{\mathbf{a}} e^{i\mathbf{K} \cdot \mathbf{a}}$  is the so-called lattice structure factor, where  $\mathbf{a}$  is a vector connecting nearest neighbor grains. The main steps of the calculation of Eq. (10), done in Ref. [8], are reviewed for completeness in Appendix A.

The various contributions to thermal conductivity are shown in Fig.2.

The correction due to the density of states renormalization, Fig.2a, is the only one which is present even in absence of tunnelling; therefore, for temperatures  $T - T_c \gg g_T \delta$ , we expect this contribution to dominate the behavior of thermal conductivity. For lower temperatures, the bulk behavior will be recovered.

The MT correction, represented in Fig.2b, can be evaluated using the same procedure as in the case of the DoS one. It is important to stress that the sign of linear response function is the same as for the DoS: in fact, the energies of electrons entering the diagram from opposite sides have opposite sign but the same happens to their velocities. In the case of electrical conductivity, the sign of linear response function is opposite. It is this difference that ultimately results in the cancellation of two identical contributions in the thermal conductivity<sup>5</sup>.

Let us finally comment on the AL contribution, given by the diagram in Fig.2c. It is well known in the case of homogeneous metals that such a correction to the ther-

mal conductivity is not singular<sup>5</sup>. We will show briefly that in the case of granular metals this correction vanishes<sup>20</sup>, too.

In the following paragraphs, we present the evaluation of corrections to thermal conductivity due to different diagrams.

### A. Density of states correction

The diagram for the DoS correction is given in Fig. (2a) and the corresponding response function can be written as

$$\mathcal{Q}^{(DoS)}(\omega_\nu) = T^2 t^2 a^2 \sum_{\langle i,j \rangle} \sum_{\Omega_\mu} \Lambda_{ij}(\Omega_\mu) \Sigma(\Omega_\mu, \omega_\nu), \quad (11)$$

where

$$\begin{aligned} \Sigma(\Omega_\mu, \omega_\nu) &= \sum_{\varepsilon_n} \lambda^2(\varepsilon_{n+\nu}, \varepsilon_{-n-\nu+\mu}) (\varepsilon_n + \varepsilon_{n+\nu})^2 \\ &\times I(\varepsilon_n, \Omega_\mu, \omega_\nu), \end{aligned} \quad (12)$$

and

$$\begin{aligned} I(\varepsilon_n, \Omega_\mu, \omega_\nu) &= \int (dp) G_0^2(\mathbf{p}, \varepsilon_{n+\nu}) G_0(\mathbf{p}, \varepsilon_{-n-\nu+\mu}) \\ &\times \int (dp') G_0(\mathbf{p}', \varepsilon_n). \end{aligned} \quad (13)$$

We introduced the Cooperon vertex correction,  $\lambda(\varepsilon_1, \varepsilon_2) = \frac{1}{\tau} \frac{1}{|\varepsilon_1 - \varepsilon_2|}$  in the zero-dimensional limit and without tunnelling corrections<sup>15</sup>. The main contribution to singular behavior comes from “classical” frequencies,  $|\Omega_\mu| \ll T_c$ : consequently, we will take the so-called static limit,  $\Omega_\mu = 0$ , in the calculation of correction. This will be true also for the Maki-Thompson correction in the next paragraph. In the dirty limit, we can neglect all the energy scales in the electronic Green’s function in comparison with  $\frac{1}{\tau} \gg T$ , and the factor  $I(\varepsilon_n, 0, \omega_\nu)$  turns out to be

$$I(\varepsilon_n, 0, \omega_\nu) = -2(\pi \nu_F \tau)^2 [\theta(\varepsilon_n \varepsilon_{n+\nu}) - \theta(-\varepsilon_n \varepsilon_{n+\nu})].$$

Inserting the previous expression in Eq.(12), we are left with the sum over the electronic Matsubara frequencies. It is straightforward to check that the only contribution linear in  $\omega_\nu$  is given by  $\Sigma(0, \omega_\nu) = -\omega_\nu \pi \nu_F^2$ . By means of Eq.(11), we obtain the general form for the DoS response function after the analytical continuation

$$\mathcal{Q}^{(DoS)}(-i\omega) = (-i\omega) \frac{8}{\pi} g_T T a^2 \sum_{\langle i,j \rangle} \Lambda_{ij}(0), \quad (14)$$

where we also took into account the multiplicity of the DoS diagrams. The corresponding correction to heat conductivity is given by

$$\frac{\delta \kappa^{(DoS)}}{\kappa_0} = -\frac{3}{\pi^2} \frac{1}{g} \frac{E_T}{T_c} \int_{BZ} (dK) \frac{1}{\epsilon + z \frac{g_T}{g} \frac{E_T}{T_c} (1 - \gamma_{\mathbf{K}})} \quad (15)$$

We took the lattice Fourier transform and defined the reduced temperature  $\epsilon = \ln \frac{T}{T_c} \simeq \frac{T - T_c}{T_c}$ .  $(dK) = \frac{a^d}{(2\pi)^d} d^d K$  is the dimensionless measure of the first Brillouin zone. Close to  $T_c$ , the integral takes its main contribution from the small momentum region and we recover the bulk DoS behavior as

$$\delta \nu \propto \frac{1}{gT} \begin{cases} \sqrt{\epsilon}, & d = 3; \\ \ln \frac{1}{\epsilon}, & d = 2; \\ \frac{1}{\sqrt{\epsilon}}, & d = 1. \end{cases} \quad (16)$$

### B. Maki-Thompson correction

The MT correction, diagram (2b), reads

$$\mathcal{Q}^{(MT)}(\omega_\nu) = a^2 T t^2 \sum_{\langle i,j \rangle} \sum_{\Omega_\mu} \Lambda_{ij}(\Omega_{ij}) \Sigma(\Omega_\mu, \omega_\nu), \quad (17)$$

where

$$\begin{aligned} \Sigma(\Omega_\mu, \omega_\nu) &= T \sum_{\varepsilon_n} \lambda(\varepsilon_{n+\nu}, \varepsilon_{-n-\nu+\mu}) \lambda(\varepsilon_n, \varepsilon_{-n+\mu}) \\ &\times (\varepsilon_n + \varepsilon_{n+\nu})^2 I(\varepsilon_n, \Omega_\mu, \omega_\nu), \end{aligned} \quad (18)$$

and

$$\begin{aligned} I(\varepsilon_n, \Omega_\mu, \omega_\nu) &= \int (dp) G_0(\mathbf{p}, \varepsilon_{n+\nu}) G_0(\mathbf{p}, \varepsilon_{-n-\nu+\mu}) \\ &\times \int (dp') G_0(\mathbf{p}', \varepsilon_n) G_0(\mathbf{p}', \varepsilon_{-n+\mu}) \end{aligned} \quad (19)$$

Using the same procedure outlined above to calculate the DoS correction, we get

$$\frac{\delta \kappa^{(MT)}}{\kappa_0} = \frac{3}{\pi^2} \frac{1}{g} \frac{E_T}{T_c} \int_{BZ} (dK) \frac{\gamma_{\mathbf{K}}}{\epsilon + z \frac{g_T}{g} \frac{E_T}{T_c} (1 - \gamma_{\mathbf{K}})}. \quad (20)$$

As expected, the MT correction has the same singular behavior as the DoS but opposite sign. On the other hand, because such a correction involves the coherent tunnelling of the fluctuating Cooper pair from one site to the nearest neighbor, it is proportional to the lattice structure factor  $\gamma_{\mathbf{K}}$ : due to this proportionality, in the regime  $T - T_c \gg g_T \delta$ , the correction vanishes because  $\int_{BZ} (dK) \gamma_{\mathbf{K}} \equiv 0$ . Let us stress again that this is not the case for the DoS correction, which in this regime behaves as  $-\frac{1}{g} \frac{E_T}{T_c} \frac{1}{\epsilon}$ .

### C. Aslamazov-Larkin correction

We finally calculate the AL diagram, Fig.2c:

$$\begin{aligned} \mathcal{Q}^{(AL)}(\omega_\nu) &= T^2 a^2 t^4 \sum_{\langle i,j \rangle} \sum_{\Omega_\mu} \Lambda_{ij}(\Omega_{\mu+\nu}) \Lambda_{ij}(\Omega_\mu) \\ &\times B_{left}(\omega_\nu, \Omega_\mu) B_{right}(\omega_\nu, \Omega_\mu), \end{aligned} \quad (21)$$

where

$$\begin{aligned}
B(\omega_\nu, \Omega_\mu) &= \sum_{\varepsilon_n} (\varepsilon_n + \varepsilon_{n+\nu}) \lambda(\varepsilon_{n+\nu}, \varepsilon_{\mu-n}) \lambda(\varepsilon_n, \varepsilon_{\mu-n}) \\
&\times \int (dp) G_0(\mathbf{p}, \varepsilon_{n+\nu}) G_0(\mathbf{p}, \varepsilon_{\mu-n}) \\
&\times \int (dp') G_0(\mathbf{p}', \varepsilon_{\mu-n}) G_0(\mathbf{p}', \varepsilon_n). \quad (22)
\end{aligned}$$

Taking the integrals over the Fermi surface, in the static approximation, we get

$$\begin{aligned}
B(\omega_\nu, 0) &= (2\pi\nu_F\tau)^2 \sum_{\varepsilon_n} \theta(\varepsilon_{n+\nu}\varepsilon_n) (\varepsilon_n + \varepsilon_{n+\nu}) \\
&\times \lambda(\varepsilon_{n+\nu}, -\varepsilon_n) \lambda(\varepsilon_n, -\varepsilon_n) \\
&= (2\pi\nu_F)^2 \\
&\times \left[ \sum_{\varepsilon_n < -\omega_\nu} + \sum_{\varepsilon_n > 0} \right] \frac{\varepsilon_n + \varepsilon_{n+\nu}}{|\varepsilon_{n+\nu} + \varepsilon_n|} \frac{1}{|2\varepsilon_n|}; \quad (23)
\end{aligned}$$

manipulating the sum, it is easy to see that

$$\begin{aligned}
B(\omega_\nu, 0) &= (2\pi\nu_F)^2 \sum_{0 < \varepsilon_n < \omega_\nu} \frac{1}{2\varepsilon_n} \\
&= 2\pi\nu_F^2 \left[ \psi\left(\frac{\omega_\nu}{2\pi T} + \frac{1}{2}\right) - \psi\left(\frac{1}{2}\right) \right] \\
&\approx 2\pi\nu_F^2 \frac{\omega_\nu}{2\pi T}. \quad (24)
\end{aligned}$$

Because the AL diagram is proportional to the square of this term, it results that the lowest order in the external frequency  $\omega$  is quadratic and therefore vanishes identically in the limit  $\omega \rightarrow 0$ . This is not surprising. AL correction takes into account the Cooper pairs contribution to thermal conductivity, also known as paraconductivity. Since they do not carry heat, such a contribution, Eq. (21), vanishes.

#### IV. DISCUSSION

As we have seen, the total superconducting fluctuation correction to thermal conductivity close to critical temperature is given by the following expression

$$\frac{\delta\kappa}{\kappa_0} = -\frac{3}{\pi^2} \frac{1}{g} \frac{E_T}{T_c} \int_{BZ} (dK) \frac{1 - \gamma\mathbf{K}}{\epsilon + z \frac{qT}{g} \frac{E_T}{T_c} (1 - \gamma\mathbf{K})}. \quad (25)$$

This correction has been obtained at all orders in the tunnelling amplitude in the ladder approximation. Its behavior is plotted in Fig.3, in function of reduced temperature, and for any dimension. We can recognize two different regimes of temperatures: far from  $T_c$ ,  $\epsilon \gg \frac{qT}{T_c}$ , and close to  $T_c$ ,  $\epsilon \ll \frac{qT}{T_c}$ . For a sake of simplicity, we will identify these two regimes as “high temperatures” and “low temperatures”, respectively.

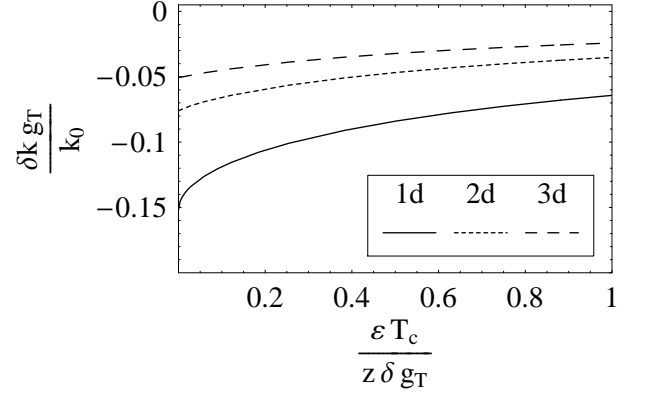


FIG. 3: Total fluctuation correction to thermal conductivity for any dimensionality. A  $\frac{1}{\epsilon}$ -suppression is observed for high temperatures while a finite value of the correction, inversely proportional to the coordination number  $z$ , is reached at  $\epsilon = 0$ .

- **High temperature regime**  $\epsilon \gg \frac{qT}{T_c}$ : In this region, the electrons do not tunnel efficiently between the grains and the system behaves as an ensemble of zero-dimensional systems. As a consequence, only the density of states renormalization occurs inside each grain due to superconducting fluctuations: the correction to heat conductivity reads

$$\frac{\delta\kappa}{\kappa_0} \approx -\frac{3}{\pi^2} \frac{1}{g} \frac{E_T}{T_c} \frac{1}{\epsilon}. \quad (26)$$

This expression shows the typical singularity of the quasi-zero-dimensional density of states. It is worth underlining that in this region, the expansion parameter  $\frac{1}{g}$  is the homogeneous dimensionless conductance, and that no tunnelling parameters enter in Eq. (26). The only energy scale that shows the finiteness of the system is the Thouless energy. A direct comparison with the behavior of the electrical conductivity<sup>8</sup> shows that, already at this level, there is a positive violation of the Wiedemann-Franz law, being

$$\begin{aligned}
\frac{\delta L}{L_0} &= \frac{\delta\kappa}{\kappa_0} - \frac{\delta\sigma}{\sigma_0} \\
&\approx \left[ -\frac{3}{\pi^2} + \frac{7\zeta(3)}{\pi^2} \right] \frac{1}{g} \frac{E_T}{T_c} \frac{1}{\epsilon} \quad (27)
\end{aligned}$$

- **Low temperature regime**  $\epsilon \ll \frac{qT}{T_c}$ : Here the tunnelling is effective and there is a crossover to the typical behavior of a homogeneous system, as  $T \rightarrow T_c$ , from the point of view of the fluctuating Cooper pairs. Physically, the bulk behavior is recovered, and one gets a non divergent (though non analytic) correction even at  $\epsilon = 0$ , where it equals

$$\frac{\delta\kappa(\epsilon = 0)}{\kappa_0} = -\frac{3}{z\pi^2} \frac{1}{gT}. \quad (28)$$

In the latter equation, it is also evident the  $\frac{1}{g_T}$  order of the perturbation theory. Eq.(28) gives the saturation value in any dimension, as shown in Fig. (3). The deviation from the Wiedemann-Franz law in this region is much more evident than in the high temperature one, because of the pronounced singular behavior of the electrical conductivity close to the critical temperature<sup>8</sup>.

In conclusion, we have calculated the superconducting fluctuation corrections to heat conductivity. In the region of temperatures  $T - T_c \gg g_T \delta$ , a strong singular correction is found, reported in Eq. (26), corresponding to the DoS renormalization in a quasi-zero-dimensional system. Moving closer to the critical temperature, when  $T - T_c \ll g_T \delta$ , such a divergent behavior is cut-off by the MT correction, which has opposite sign, signalling the fact that the system undergoes a crossover to the homogeneous limit. A non divergent behavior is found at the critical temperature, in agreement with previous calculation in homogeneous superconductors<sup>5</sup>. The energy scale that separates the two regions,  $g_T \delta$ , can be recognized as the inverse tunnelling time for a single electron<sup>19</sup>.

We gratefully acknowledge illuminating discussions with A. A. Varlamov, I.V. Lerner and I.V. Yurkevich. This work was supported by IUF, (FWJH), and Université franco-italienne, (R.Ferone).

## APPENDIX A: MICROSCOPIC DERIVATION OF FLUCTUATION PROPAGATOR

Here we report a short description of the derivation of Eq.(10), evaluated in Ref.<sup>8</sup>, to remind the reader the main steps and the main assumptions of the calculation. We start from the expression of the partition function in the interaction representation

$$\begin{aligned} \mathcal{Z} &= \text{Tr} \exp \left( - \int_0^\beta \hat{H}(\tau) d\tau \right) \\ &= \text{Tr} \left\{ \exp \left( - \int_0^\beta \hat{H}_0(\tau) d\tau \right) \right. \\ &\quad \left. \times T_\tau \exp \left( - \int_0^\beta [\hat{H}_P(\tau) + \hat{H}_T] d\tau \right) \right\}. \quad (\text{A1}) \end{aligned}$$

We decouple the electronic fields in  $\hat{H}_P$  by means of Hubbard-Stratonovich transformation, introducing the order parameter field  $\Delta$ : because of our assumption,  $E_T \gg \Delta$ , the grains can be considered strictly zero-dimensional and we can neglect the spatial coordinate dependence in the field  $\Delta_i$  in Eq. (A1). We now expand over the field  $\Delta_i$ : the expansion is justified by our assumption to be close but above to the critical temperature where the mean field (BCS) value of order parameter is still zero; moreover, we have to expand the action to the second order in  $t$ , too: this expansion is justified in

the region<sup>16</sup>  $t \ll \frac{1}{\tau} \ll E_T$ . We obtain two different contributions to the action: the first one is the typical action of superconducting fluctuations; the other one is the tunnelling correction:  $S_{eff} = S_{eff}^0 + S_{eff}^t$ . The first term is<sup>1</sup>

$$\begin{aligned} S_{eff}^0 &= -\frac{T}{V} \sum_{\Omega_\mu} |\Delta_i(\Omega_\mu)|^2 \\ &\times \left[ \frac{1}{\lambda} - 4\pi\nu_F T \tau \sum_{2\varepsilon_n > \Omega_\mu} \lambda(\varepsilon_n, \varepsilon_{\mu-n}) \right]. \quad (\text{A2}) \end{aligned}$$

$\Omega_\mu$  always appears as the combination of two fermionic Matsubara frequencies and it is therefore a bosonic one, as it should be. The sum over the fermionic frequencies in Eq. (A2) is logarithmically divergent and must be cut-off at Debye's frequency<sup>1</sup>; using the definition of superconducting critical temperature, one obtains

$$\begin{aligned} S_{eff}^0 &= -\nu_F \frac{T}{V} \sum_{\Omega_\mu} |\Delta_i(\Omega_\mu)|^2 \\ &\times \left[ \ln \frac{T}{T_c} + \psi \left( \frac{1}{2} + \frac{|\Omega_\mu|}{4\pi T_c} \right) - \psi \left( \frac{1}{2} \right) \right], \end{aligned}$$

where  $\psi(x)$  is the digamma function, defined as the logarithmic derivative of gamma function<sup>1,18</sup>. Close to critical temperature,  $T \simeq T_c$ , as already mentioned, the main contribution to singular behavior comes from "classical" frequencies,  $|\Omega_\mu| \ll T_c$ . Then, we can expand the  $\psi$  function in the small parameter  $\frac{|\Omega_\mu|}{T_c}$ :

$$S_{eff}^0 = -\nu_F \frac{T}{V} \sum_{\mathbf{K}, \Omega_\mu} \left[ \ln \frac{T}{T_c} + \frac{\pi |\Omega_\mu|}{8T_c} \right] |\Delta_{\mathbf{K}}(\Omega_\mu)|^2. \quad (\text{A3})$$

In the last expression, for later convenience, we considered the lattice Fourier transform:  $\mathbf{K}$  belongs to the first Brillouin zone of reciprocal grain lattice. As it has been mentioned, the zero-dimensional character of the grain resides in the independence of the action on coordinates inside each grain.

The tunnelling dependent part of the action is calculated starting from diagrams in Fig.4: they represent the first non-vanishing correction to fluctuation propagator due to tunnelling. Their re-exponentiation corresponds to sum the ladder series of tunnelling and pairing interaction as reported in Fig.4. The calculation of diagram *a*, Fig.4 (top), gives the contribution due to the possibility of tunnelling of both electrons during the lifetime of the fluctuating Cooper pair, i.e. the Ginzburg-Landau time  $\tau_{GL} = \frac{\pi}{8(T-T_c)}$ ; it is equal to

$$S_{eff}^{t,(a)} = z g_T \sum_{\mathbf{K}, \Omega_\mu} \gamma_{\mathbf{K}} |\Delta_{\mathbf{K}}(\Omega_\mu)|^2, \quad (\text{A4})$$

where, as mentioned,  $z$  is the number of nearest neighbors.

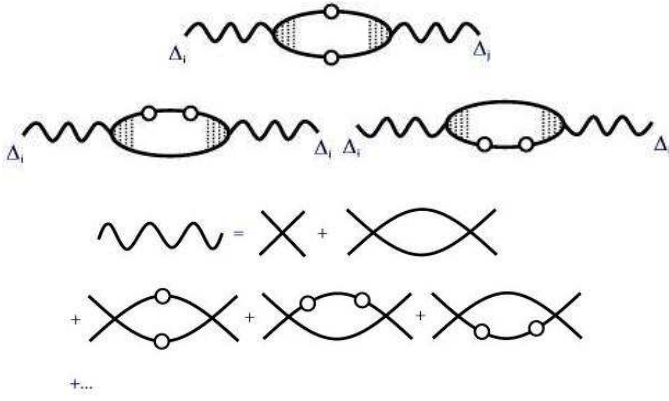


FIG. 4: Top: The total tunnelling correction to the fluctuation propagator self-energy is reported. The upper diagram is related to the possibility of tunnelling of both electrons forming the fluctuating Cooper pair during the lifetime  $\tau_{GL}$  of the Cooper pair itself. The other two diagrams consider the renormalization of the intra-grain fluctuation propagator. Bottom: The ladder series for the fluctuation propagator in the presence of tunnelling is reported. The crosses are BCS electron-electron interaction.

The diagrams *b* and *c*, Fig.4 (top-bottom), give an identical contribution, which is related to the probability that a single electron, participating in the fluctuating

Cooper pair, undergoes a double tunnelling, back and forth, during the Ginzburg-Landau time. Such a contribution reads

$$S_{eff}^{t,(b+c)} = -zg_T \sum_{\mathbf{K}, \Omega_\mu} |\Delta_{\mathbf{K}}(\Omega_\mu)|^2. \quad (\text{A5})$$

The final result for fluctuation propagator at every order in tunnelling in the ladder approximation is

$$\Lambda_{\mathbf{K}}(\Omega_\mu) = -\frac{1}{\nu_F \ln \frac{T}{T_c} + \frac{\pi|\Omega_\mu|}{8T_c} + z\frac{g_T}{g} \frac{E_T}{T_c} (1 - \gamma_{\mathbf{K}})}. \quad (\text{A6})$$

Finally, we notice that the classical limit ( $\Omega_\mu = 0$ ) for the fluctuation propagator Eq.(A6) can be obtained from a straightforward generalization of the Ginzburg-Landau functional for granular metals

$$\mathcal{F}[\Psi] = \sum_{\langle i,j \rangle} \int_i (d\mathbf{r}) \int_j (d\mathbf{r}') \left[ a \Psi_i^*(\mathbf{r}) \Psi_j(\mathbf{r}') \delta_{ij} \delta(\mathbf{r} - \mathbf{r}') + \mathcal{J} |\Psi_i(\mathbf{r}) - \Psi_j(\mathbf{r}')|^2 \right] \quad (\text{A7})$$

where the parameter  $a$  is given by  $\frac{1}{4m\xi^2} \ln \frac{T}{T_c}$ , where  $m$  is the electron mass, while the so-called Josephson parameter keep track of the tunnelling effect:  $\mathcal{J} = \frac{1}{4m\xi^2} \frac{zg_T\delta}{T_c}$ . See also Ref.[14] for the region of applicability of the theory reported above.

- 
- <sup>1</sup> A.I. Larkin & A.A. Varlamov, *Theory of Fluctuations in superconductors* (Clarendon Press, Oxford, 2004)
  - <sup>2</sup> A. Schmid, *Phys. Kond. Mat.* **5**, 302 (1967)
  - <sup>3</sup> C. Caroli & K. Maki, *Phys. Rev.* **164**, 591 (1967)
  - <sup>4</sup> E. Abrahams, M. Redi & J.W.F. Woo, *Phys. Rev.* **B1**, 208 (1970)
  - <sup>5</sup> D.R. Niven & R.A. Smith, *Phys. Rev.* **B66**, 214505 (2002)
  - <sup>6</sup> G. Balestrino, E. Milani & A.A. Varlamov, *Physica* **C210**, 386 (1993)
  - <sup>7</sup> F. Federici & A.A. Varlamov, *Pis'ma Zh. Eksp. Teor. Fiz.* **64**, 397 (1996) [*JETP Lett.* **64**, 497 (1996)]; *Phys. Rev.* **B57**, 6071 (1997)
  - <sup>8</sup> I.S. Beloborodov, K.B. Efetov & A.I. Larkin, *Phys. Rev.* **B61**, 9145 (2000)
  - <sup>9</sup> I.L. Kurland, B.L. Altshuler & I.L. Aleiner, *Phys. Rev.* **B62**, 14886 (2000); Ya.M. Blanter, *Phys. Rev.* **B54**, 12807 (1996); I.L. Aleiner & L.I. Glazman *Phys. Rev.* **B57**, 9608 (1998)
  - <sup>10</sup> We assume that the tunnelling contacts are *not* point-like. If they were<sup>11,12</sup>, the tunnelling conductance of the grains would be renormalized to  $g_T^{(ren)} \propto \frac{g_T}{(1+g_T)^2}$  by the backscattering: this fact is immediately understood saying that in this situation the average area of a tunnelling contact is  $A^2 \approx \lambda_F^2$  where  $\lambda_F$  is the Fermi wavelength and no more than one channel can be available for the transport. One is consequently forced to take into account higher-order diagrams in tunnelling even in the Green's function. On the other hand, if  $\lambda_F \ll A \ll a$ , higher-order diagrams will be smaller by a factor  $\frac{g_T}{g}$  and in our approximation they can be safely neglected.
  - <sup>11</sup> I.V. Lerner & I.V. Yurkevich, *unpublished*
  - <sup>12</sup> J.C. Cuevas, A. Martin-Rodero & A. Levy-Yeyati, *Phys. Rev.* **B54**, 7366 (1996)
  - <sup>13</sup> R.H. Parmenter, *Phys. Rev.* **154**, 353 (1967)
  - <sup>14</sup> G. Deutscher, Y. Imry & L. Gunther, *Phys. Rev.* **B10**, 4598 (1974)
  - <sup>15</sup> The tunnelling renormalization of the cooperon vertex correction is mandatory in the calculation of other thermodynamic or transport quantities, such as the correction to the superconducting critical temperature<sup>17</sup> or the superconducting fluctuation corrections to the electrical conductivity in the absence of the magnetic field<sup>8</sup>, in order to avoid spurious divergences. In the case of the heat conductivity, such a renormalization gives only a small correction of the order of  $\mathcal{O}(\tau g_T \delta)$  and can be safely neglected.
  - <sup>16</sup> I.V. Yurkevich & I.V. Lerner, *cond-mat/0007317*
  - <sup>17</sup> I.S. Beloborodov, K.B. Efetov, A.V. Lopatin & V.M. Vinokur, *cond-mat/0409057*
  - <sup>18</sup> I.S. Gradshteyn & I.N. Ryzhik, *Tables of Integrals, Series and Products* (Alan Jeffrey Editor, Academic Press, San Diego, 1994)
  - <sup>19</sup> I.S. Beloborodov, K.B. Efetov, A. Altland & F.W.J. Hekking, *Phys. Rev.* **B63**, 115109 (2001)
  - <sup>20</sup> We thank Prof. A.A. Varlamov to have shown us this result.