

Geometry of Gaussian signals

Alberto Rosso,^{1,*} Raoul Santachiara,^{2,†} and Werner Krauth^{3,‡}

¹*Laboratoire de Physique Théorique et Modèles Statistiques
Bât. 100, Université Paris-Sud, 91405 Orsay Cedex, France*

²*Instituut voor Theoretische Fysica*

Valckenierstraat 65, 1018 XE Amsterdam, The Netherlands

³*CNRS-Laboratoire de Physique Statistique*

Ecole Normale Supérieure, 24 rue Lhomond, 75231 Paris Cedex 05, France

We consider Gaussian signals, i.e. random functions $u(t)$ ($t/L \in [0, 1]$) with independent Gaussian Fourier modes of variance $\sim 1/q^\alpha$, and compute their statistical properties in small windows $[x, x+\delta]$. We determine moments of the probability distribution of the mean square width of $u(t)$ in powers of the window size δ . We show that the moments, in the small-window limit $\delta \ll 1$, become universal, whereas they strongly depend on the boundary conditions of $u(t)$ for larger δ . For $\alpha > 3$, the probability distribution is computed in the small-window limit and shown to be independent of α .

Gaussian signals—random functions with independent Gaussian Fourier components of variance $\sim 1/q^\alpha$ —have been used to describe physical situations ranging from $1/f$ noise in electric circuits [1] to intermittency in turbulent flows [2], and to interfaces in random media [3, 4].

The exponent $\alpha > 1$ of the power spectrum fixes the signal's mean square width $w_2(L)$ on a scale L , as characterized by the roughness exponent ζ

$$w_2(L) \equiv \frac{1}{L} \int_0^L dt u(t)^2 - \left[\frac{1}{L} \int_0^L dt u(t) \right]^2 \sim L^{2\zeta}, \quad (1)$$

which, in one dimension, is given by $\zeta = \frac{1}{2}(\alpha - 1)$. The notorious random walk, with roughness $\zeta = \frac{1}{2}$, corresponds to a power spectrum with $\alpha = 2$. The well-studied curvature-driven model [5] also belongs to this class of systems and corresponds to the case $\alpha = 4$.

For elastic interfaces in disordered media and other systems with non-integer α , this exponent of the power spectrum and equivalently the roughness exponent are extremely difficult to calculate [6, 7, 8, 9]. Exact results are rare [10]. In contrast to the random walk and the curvature-driven model, these systems are not exactly Gaussian. This means that the Fourier modes, even at small q , are correlated. More intricate statistical properties than the scaling of w_2 are able to expose these correlations. A common approach consists in studying the probability distribution of the mean squared width w_2 , which fluctuates from sample to sample [11, 12, 13]. This distribution has been used to characterize the geometric properties of numerical and experimental data [14, 15, 16, 17].

Non-Gaussian corrections for the probability distribution of the mean-square width were explicitly determined in a non-trivial depinning problem and found to be on the 0.1% level [13]. It was possible to understand this small effect because non-Gaussian corrections appear only in high orders of perturbation theory [13, 18]. The excellent agreement between complicated physical models on the one side and their effective Gaussian description on

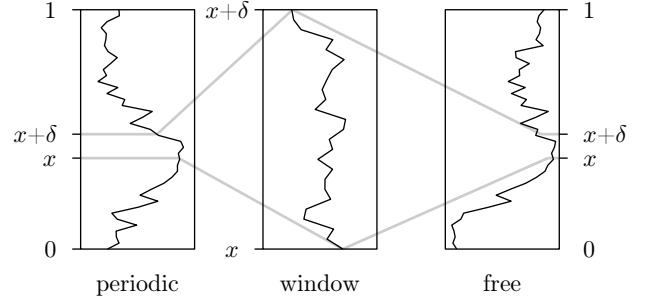


FIG. 1: Periodic (left) and free (right) Gaussian signals $u(t \cdot L)$. This paper studies the statistics of signals inside a small window (middle).

the other motivates a finer analysis of the universal statistical properties of Gaussian signals, which is the object of this letter.

Because of their definition in Fourier space, it is most convenient to study periodic signals with $u(t) = u(t+L)$. However, experimental systems are usually non-periodic. *Free* boundary conditions are commonly modeled by Gaussian signals $u(t)$ with zero mean and vanishing derivatives at the end-points (see Fig. 1). The probability distribution of w_2 depends on the boundary conditions: The different distributions of free and periodic signals were computed analytically [15, 19].

Several authors have studied the signal $u(t)$ inside a small window (see Fig. 1), i.e. the piece with $t/L \in [x, x+\delta]$. Antal et al. [19] performed numerical simulation for different values of α . It was empirically found that the probability distribution of the mean squared width inside a window agrees well with free boundary conditions for $\alpha \simeq 2$ [15]. The two distributions differ markedly for α outside this range, as was clearly shown by de Queiroz [20].

In this paper, we calculate analytically the statistical properties of Gaussian signals, with periodic or free boundary conditions, in small windows: We determine the expansion in powers of the window size δ of the lower

moments of the probability distribution of w_2 and find them to be identical for the periodic and for the free signal far from the boundary. This is important for the analysis of experimental data, for which the boundary conditions can usually not be controlled: the statistics in a small window is independent of them, i.e. contains only universal information. We complement this determination of moments by numerical calculations of the probability distribution itself.

The Gaussian signal is defined by the action

$$S = \frac{1}{2} \int_0^L dt \left[\frac{\partial^{\alpha/2} u(t)}{\partial t^{\alpha/2}} \right]^2, \quad (2)$$

where the derivative for non-integer α is understood in Fourier space [19, 21]. For a periodic signal of zero mean,

$$u(t) = \sum_{n=1}^{\infty} a_n \cos \left[\frac{2\pi n}{L} t \right] + b_n \sin \left[\frac{2\pi n}{L} t \right], \quad (3)$$

this means that the a_n and b_n are Gaussian random numbers of variance $\sigma_n^2 = L^{2\zeta} 2^{-2\zeta} \cdot (\pi n)^{-\alpha}$. Free Gaussian signals are commonly modeled by cosines with period $2L$,

$$u(t) = \sum_{n=1}^{\infty} c_n \cos \left(\frac{\pi n}{L} t \right), \quad (4)$$

where the c_n are of variance $2L^{2\zeta} \cdot (\pi n)^{-\alpha}$.

The mean squared width of a signal $u(t \cdot L)$ in a window $[x, x + \delta]$ is

$$w_2(x, \delta) = \frac{1}{\delta} \int_x^{x+\delta} u^2(t \cdot L) dt - \left(\frac{1}{\delta} \int_x^{x+\delta} u(t \cdot L) dt \right)^2.$$

For the free boundary conditions, we have

$$w_2^{\text{fr}}(x, \delta) = \sum_{n,m=1}^{\infty} c_n c_m D_{nm}(x, \delta) \quad (5)$$

with

$$D_{nm}(x, \delta) = \frac{1}{\delta} \int_x^{\delta+x} \cos(\pi n t) \cos(\pi m t) dt - \frac{1}{\delta^2} \int_x^{\delta+x} \cos(\pi n t) dt \int_x^{\delta+x} \cos(\pi m t) dt.$$

The periodic signal's mean squared width, w_2^{per} , has an analogous expression in terms of cos-cos, cos-sin and sin-sin integrals. Clearly, w_2^{per} does not depend on the initial point x , but only on the window size δ .

The above equations allow to compute w_2 for one given sample (choice of $\{a_n, b_n\}$ or $\{c_n\}$) and its probability distribution, which is characterized by the ensemble average $\langle w_2 \rangle$ and by the rescaled distribution $\phi(z)$ with

$z = w_2 / \langle w_2 \rangle$. For free boundary conditions, Eq. (5) implies

$$\langle w_2^{\text{fr}}(x, \delta) \rangle = \frac{2L^{2\zeta}}{\pi^\alpha} \sum_{n=1}^{\infty} \frac{D_{nn}(x, \delta)}{n^\alpha}. \quad (6)$$

This gives for the variance of the rescaled probability distribution $\phi(z)$

$$\kappa_2^{\text{fr}}(x, \delta) = \left\langle \frac{2 \sum_{n,m=1}^{\infty} \frac{D_{nm}^2(x, \delta)}{n^\alpha m^\alpha}}{\left[\sum_{n=1}^{\infty} \frac{D_{nn}(x, \delta)}{n^\alpha} \right]^2} \right\rangle, \quad (7)$$

which is independent of L . All the other cumulants of $\phi(z)$ are scale-free, and are defined analogously through multiple sums. We note that for $\delta = 1$, and with the normalization (2), we have

$$\langle w_2^{\text{fr}}(\delta = 1) \rangle = \frac{L^{2\zeta}}{\pi^{1+2\zeta}} \zeta(\alpha)$$

$$\langle w_2^{\text{per}}(\delta = 1) \rangle = \frac{L^{2\zeta}}{2^{2\zeta} \pi^{1+2\zeta}} \zeta(\alpha),$$

where $\zeta(\alpha)$ is the Riemann zeta function. All the (scale-free) cumulants are known for $\delta = 1$ [15, 19]

$$\kappa_n^{\text{fr}}(\delta = 1) = (2n - 2)!! \frac{\zeta(n\alpha)}{\zeta^n(\alpha)} \quad (8)$$

$$\kappa_n^{\text{per}}(\delta = 1) = (n - 1)! \frac{\zeta(n\alpha)}{\zeta^n(\alpha)}. \quad (9)$$

Sums as in Equations (6) and (7) may be evaluated with a powerful formula [21]

$$\sum_{n=1}^{\infty} \frac{f(n\delta)}{n^\alpha} = \delta^{\alpha-1} \int_0^\infty dt \left[\sum_{m=\lfloor \alpha \rfloor}^{\infty} \frac{f^m(0) t^{m-\alpha}}{m!} \right] + \sum_{m=0}^{\infty} \delta^m f^m(0) \frac{\zeta(\alpha - m)}{m!}, \quad (10)$$

where $\lfloor \alpha \rfloor$ is the integer part of α . The Eq. (10), which is in the spirit of the Euler-Maclaurin formula, is valid only for analytic functions f and non-integer α : the first term on the right can be interpreted as the naive limit of the sum as $\delta \rightarrow 0$, with $t = n\delta$. The second term on the right contains the Taylor expansion of $f(n\delta)$ around zero. For integer α , the singularity of $\zeta(1)$ generates additional logarithms, which are explicitly known [21].

We use Eq. (10), and its generalization for integer α , to compute moments of the probability distribution of w_2 in a window $[x, x + \delta]$ (for a periodic signal, the result is independent of x , for a free one, this is true only for $\alpha = 2$). For periodic boundary conditions, we find

$$\frac{\langle w_2^{\text{per}}(\delta) \rangle}{L^{2\zeta}} = \frac{2^{-\alpha-1}}{\zeta(-\alpha-1)} \frac{\zeta(\alpha+2)}{\pi^{\alpha+2}} \delta^{\alpha-1} + \frac{2^{1-\alpha}}{3} \frac{\zeta(\alpha-2)}{\pi^{\alpha-2}} \delta^2 - \frac{2^{2-\alpha}}{45} \frac{\zeta(\alpha-4)}{\pi^{\alpha-4}} \delta^4 + \dots \quad (11)$$

This formula gets modified by logarithms for $\alpha = 3$, $\alpha = 5$, etc [21]. Interestingly, an analogous expansion appears in the correlation function governing the density of zero-crossings of a Gaussian signal [22]. We note that, for even α , the series (11) stops, because the Riemann zeta function vanishes for even negative integers. For example, the periodic random walk ($\alpha = 2$) and the driven curvature model ($\alpha = 4$) yield

$$\frac{\langle w_2^{\text{per}}(\delta) \rangle}{L^{2\zeta}} = \begin{cases} \frac{\delta}{6} - \frac{\delta^2}{12} & (\alpha = 2) \\ \frac{\delta^2}{144} - \frac{\delta^3}{120} + \frac{\delta^4}{360} & (\alpha = 4) \end{cases}. \quad (12)$$

From the series (11), the dominant term of $\langle w_2^{\text{per}}(\delta) \rangle$ scales for small windows as $(L\delta)^{\alpha-1} = (L\delta)^{2\zeta}$, in agreement with the self-affinity relation (1). However, this natural scaling breaks down for $\alpha > 3$, i.e. for roughness exponents $\zeta > 1$. There, the small window scaling, from Eq. (11), is as $(L\delta)^2 \cdot L^{2\zeta-2}$. In addition to an α -independent scaling at small distances, a scale factor, depending on α and on the system size appears explicitly. This was pointed out by Tang and Leschhorn [23] in the context of depinning, where models with $\zeta > 1$ ($\alpha > 3$) appear naturally [24, 25].

For $\alpha < 3$, and free boundary conditions with $0 < x < 1$, the dominant integral in Eq. (10) involves an intricate double limit, where $\delta \rightarrow 0$ and $x/\delta \rightarrow \infty$. Rapidly oscillating terms with vanishing contributions, generated from the second limit, need to be discarded. We find [21] that the dominant term of $\langle w_2^{\text{fr}} \rangle$ proportional to $\delta^{\alpha-1}$ is identical to the dominant term of $\langle w_2^{\text{per}} \rangle$, from Eq. (11). The mean squared width $\langle w_2 \rangle$ is thus insensitive to the boundary conditions. We note that the expansion of $\langle w_2 \rangle$ obtained from Eq. (10) provides non-intuitive explicit prescriptions for extracting the roughness exponent from experimental or numerical data in powers of δ , which differ from the standard ansatz [24].

For $\alpha > 3$, the dominant term for small δ is

$$\frac{\langle w_2^{\text{fr}}(\delta) \rangle}{L^{2\zeta}} = \sum_{n=1}^{\infty} \frac{\sin(n\pi x)^2}{6\pi^{\alpha-2} n^{\alpha-2}} \delta^2 + O(\delta^{\alpha-1}, \delta^4). \quad (13)$$

The vanishing derivatives at the end-points force $\langle w_2^{\text{fr}} \rangle$ to be smaller than $\langle w_2^{\text{per}} \rangle$ for all $0 < x < 1$. At the end-points $x = 0$ and $x = 1$, the δ^2 term vanishes [21].

We now turn to the higher moments of the distribution $\phi(z)$, (cf. Eq. (7) for free boundary conditions), which can be evaluated with straightforward generalizations of Eq. (10) to multiple sums. The leading term of κ_n , for $\alpha < 3$, is given by an n -dimensional, well-behaved, integral, which can be computed numerically. The calculation of the variance κ_2 is along the lines of the above determination of $\langle w_2 \rangle$. Discarding again rapidly oscillating terms in the limit $\delta \rightarrow 0$ and $x/\delta \rightarrow \infty$, we can analytically prove [21] that $\kappa_2^{\text{per}}(\delta)$ coincides with $\kappa_2^{\text{fr}}(x, \delta)$ for $1 < \alpha < 3$. Furthermore, in the special case $\alpha = 2$, the integral explicitly agrees with the variance $\kappa_2^{\text{fr}}(\delta = 1)$

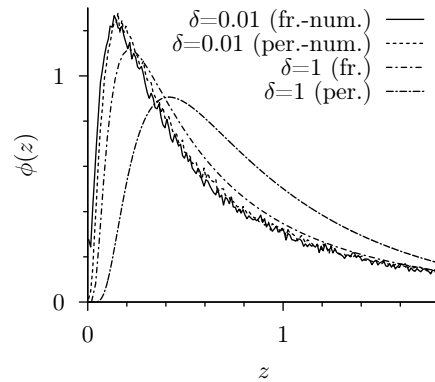


FIG. 2: Probability distribution $\phi(z)$ for free and periodic signals at $\alpha = 2.5$. Direct simulations for $\delta = 0.01$ (with $x = 0.495$ for the free case) are compared to analytic solutions for $\delta = 1$ [15, 19].

from Eq. (9), which for the random walk is independent of δ . This is due to the Markov-chain property of the free random walk. The density matrix generating the path is infinitely divisible, and essentially reproduces itself for all values of δ . In contrast, for all $\alpha \neq 2$, we have

$$\kappa_2^{\text{per}}(\delta \rightarrow 0) = \kappa_2^{\text{fr}}(\delta \rightarrow 0) \neq \kappa_2^{\text{fr}}(\delta = 1). \quad (14)$$

‘Windows’ of periodic or free signal are thus different from the free signal itself. To stress this crucial result, we show in Fig. 2 the numerically computed distribution $\phi(z)$ for $\delta = 0.01$ for both free and periodic boundary conditions, and compare them to the distributions for $\delta = 1$. The two distributions at $\delta = 0.01$ agree very well, but, for this value of ζ close to $\frac{1}{2}$, they differ somewhat from the free $\delta = 1$ distribution. This point was missed in previous work [15], because the exponent considered there was very close to $\frac{1}{2}$. Notice that the distribution for the periodic $\delta = 1$ signal is very different from the other distributions.

The calculation, for $\alpha < 3$, of cumulants κ_n with $n > 2$ presents no conceptual difficulties, and we conjecture that all moments, and thus the distribution itself, in the small-window limit, are independent of boundary conditions. This is also supported by the numerical results of Fig. 2.

In the case $\alpha \geq 3$, the integral term in Eq. (10) is subdominant and the calculation of all cumulants becomes feasible. We find for the moments

$$\kappa_n(\delta \rightarrow 0) = \begin{cases} (2n-2)!! + O(\delta^{\alpha-3}) & \text{for } \alpha > 3 \\ (2n-2)!! + O(\log \delta) & \text{for } \alpha = 3 \end{cases}. \quad (15)$$

This implies that the distribution $\phi(z)$ in the small-window limit is explicitly given by

$$\phi(z) = \frac{\exp[-z/2]}{\sqrt{2\pi z}}. \quad (16)$$

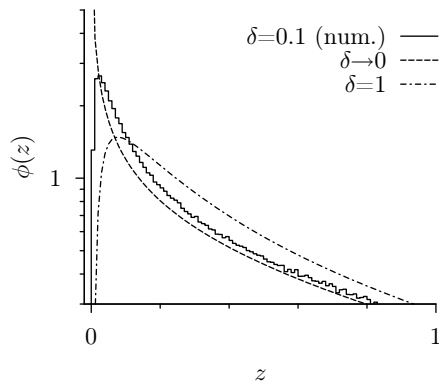


FIG. 3: Probability distribution $\phi(z)$ for free signals at $\alpha = 3.5$. A direct simulation of Eq. (5) ($x = 0.45$, $\delta = 0.1$) with 10^6 samples is compared to the function (16) in the small-window limit and to the analytic solution for $\delta = 1$ [15].

The exact small-window distribution of the mean-square distribution, valid for all $\alpha \geq 3$, was already known to be exact in the limit $\alpha \rightarrow \infty$ [19]. In Fig. 3, the small-window distribution is compared to the numerically obtained histogram for $\alpha = 3.5$. Notice that, for $\alpha > 3$, a small window of the free signal has completely different statistics from the free signal itself.

In conclusion, we considered in this paper statistical properties of Gaussian signals. We studied the influence of boundary conditions on the signal in a small window. An exact sum formula, non-trivial generalization of the Euler-Maclaurin equation, allowed to reach a systematic procedure for computing moments of the mean square distribution function which, at small δ , was found to be independent of the boundary condition.

The expansion in powers of the window size δ changes at $\alpha = 3$ (corresponding to a roughness of $\zeta = 1$). Above this value, the calculation of all moments of the distribution function (in the $\delta \rightarrow 0$ limit) becomes particularly simple, and the whole probability distribution was computed. Clearly, the small-window limit studied in this paper plays an important role: It is independent of the boundary conditions and contains the true universal information a Gaussian signal.

ACKNOWLEDGMENT

We thank C. Texier and J. Bouttier for helpful discussions. R. S. thanks LPTMS in Orsay for hospitality for

a part of this work.

* Electronic address: rosso@lptms.u-psud.fr

† Electronic address: rsantach@science.uva.nl

‡ Electronic address: krauth@lps.ens.fr

- [1] *Proceedings of the 15th International Conference on Noise in physical Systems and 1/f Fluctuations*, edited by C. Surya, IEEE Proceedings, 1999.
- [2] U. Frisch, *Turbulence: The Legacy of A. N. Kolmogorov*, Cambridge University Press, Cambridge, UK, 1995, 1995.
- [3] M. Kardar, Phys. Rep. **301**, 85 (1998).
- [4] A.-L. Barabasi and H. E. Stanley, *Fractal Concepts in Surface Growth*, Cambridge University Press, Cambridge, 1995.
- [5] M. Plischke, Z. Rácz, and R. K. P. Zia, Phys. Rev. E **50**, 3589 (1994).
- [6] T. Nattermann, S. Stepanow, L. H. Tang, and H. Leschhorn, J. Phys. (Paris) **2**, 1483 (1992).
- [7] O. Narayan and D. S. Fisher, Phys. Rev. B **48**, 7030 (1993).
- [8] P. Chauve, P. Le Doussal, and K. J. Wiese, Phys. Rev. Lett. **86**, 1785 (2001).
- [9] A. Rosso, A. K. Hartmann, and W. Krauth, Phys. Rev. E **67**, 021602 (2003).
- [10] M. Kardar and D. R. Nelson, Phys. Rev. Lett. **55**, 1157 (1985).
- [11] G. Foltin, K. Oerding, Z. Rácz, R. L. Workman, and R. K. P. Zia, Phys. Rev. E **50**, R639 (1994).
- [12] S. T. Bramwell *et al.*, Phys. Rev. Lett. **84**, 3744 (2000).
- [13] A. Rosso, W. Krauth, P. Le Doussal, J. Vannimenus, and K. J. Wiese, Phys. Rev. E **68**, 036128 (2003).
- [14] E. Marinari, A. Pagnani, G. Parisi, and Z. Rácz, Phys. Rev. E **65**, 026136 (2002).
- [15] S. Moulinet, A. Rosso, W. Krauth, and E. Rolley, Phys. Rev. E **69**, 035103(R) (2004).
- [16] D. Vandembroucq and S. Roux, Phys. Rev. E **70**, 026103 (2004).
- [17] S. Zapperi, P. K. V. V. Nukala, and S. Šimunović, Phys. Rev. E **71**, 026106 (2005).
- [18] P. Le Doussal and K. J. Wiese, Phys. Rev. E **68**, 046118 (2003).
- [19] T. Antal, M. Droz, G. Györgyi, and Z. Rácz, Phys. Rev. E **65**, 046140 (2001).
- [20] S. L. A. de Queiroz, Phys. Rev. E **71**, 016134 (2005).
- [21] A. Rosso, R. Santachiara, and W. Krauth, unpublished.
- [22] S. N. Majumdar and A. J. Bray, Phys. Rev. Lett. **86**, 3700 (2001).
- [23] H. Leschhorn and L. Tang, Phys. Rev. Lett. **70**, 2973 (1993).
- [24] H. J. Jensen, J. Phys. A **28**, 1861 (1995).
- [25] A. Rosso and W. Krauth, Phys. Rev. Lett. **87**, 187002 (2001).