

Gigantic Enhancement of Magneto-Chiral Effect in Photonic Crystals

Kei Sawada[†]

Department of Applied Physics, the University of Tokyo, 7-3-1, Hongo, Bunkyo-ku, Tokyo 113-8656, Japan.

Naoto Nagaosa

Department of Applied Physics, the University of Tokyo, 7-3-1, Hongo, Bunkyo-ku, Tokyo 113-8656, Japan; Correlated Electron Research Center (CERC), National Institute of Advanced Industrial Science and Technology (AIST), Tsukuba Central 4, Tsukuba 305-8562, Japan; CREST, Japan Science and Technology Agency (JST), Japan.

We theoretically propose a method to enhance dramatically a magneto-chiral(MC) effect in terms of the photonic crystals composed of a multiferroic material. The MC effect, the directional birefringence even for the unpolarized light, is so small that it has been difficult to be observed experimentally. Two kinds of periodic structures are investigated; (a) a multilayer and (b) a stripe composed of a magneto-chiral material and air. In both cases, the difference in reflectivity between different magnetization directions is enhanced by a factor hundreds compared with a bulk material.

Non-reciprocal optical effects have been of great interest from both scientific and applicational viewpoints. It is well known that broken inversion symmetry \mathcal{I} and time-reversal symmetry \mathcal{T} give rise to polarization-dependent properties; natural optical activity and magneto-optical effects, respectively. When both inversion and time-reversal symmetries are simultaneously broken, we have a directional birefringence even for the unpolarized light, called a magneto-chiral (MC) effect¹ or an optical magnetoelectric(ME) effect². The difference between the MC effect and the optical ME effect is whether the medium microscopically has a helical structure or a polar structure, but in any case we have polarization-independent non-reciprocal effects. In addition, since our theory based on polar media is also applicable to the chiral media, we call both the effects “MC effects” for simplicity. In a MC material, the dielectric function depends on the wavevector of light. There are several studies on the MC effect in chiral media with applied external fields^{1,3} but not so many in condensed matter systems without fields. Multiferroic materials such as GaFeO₃ exhibits the spontaneous MC effect even in the absence of the external fields^{2,4,5}, because the dielectric function is different whether light propagates parallel or antiparallel to the toroidal moment defined by $\vec{T} \equiv \sum_i \vec{r}_i \times \vec{M}_i$ ⁶, where \vec{r}_i and \vec{M}_i are position and magnetization at i -th site. Unfortunately the MC effect is usually too small to be observed experimentally. In this paper we theoretically propose a method to enhance the MC effect in terms of the photonic crystals.

Photonic crystals are the periodically arrayed dielectric materials^{7,8,9}. Light propagation in a photonic crystal is described by the wave equation which is analogous to the Schrödinger equation of an electron in a solid; a dielectric function with spatial modulation corresponds to a potential. However, most studies on photonic crystals are recently aimed to realize the lo-

calization of light or high Q -values, and not so much attention has been paid to the analogy to the electronic systems. Magnets have been one of the central themes for condensed matter physics, but not in nano-optical physics. Therefore, magnetic photonic crystals will become fascinating stages not only for fundamental physics but for application, and it is desirable to construct a theory describing the behavior of light without \mathcal{T} .

We theoretically found that the difference in reflectivity in terms of different toroidal moment directions is magnified by hundreds of times than that in a bulk. Moreover, our theory can be applied to other optical effects as well as the MC effect. The periodicity gives rise to the Bragg reflections and the photonic band gap, which are absent in a bulk or a Fabry-Perot cavity with one layer. We conclude that photonic crystals, namely dielectric materials with periodic modulation, are new and better interferometers in place of Fabry-Perot cavities.

We solve the following wave equation derived from Maxwell equations, $\frac{1}{\varepsilon(\vec{r})} \nabla \times [\nabla \times \vec{E}(\vec{r})] = (\frac{\omega}{c})^2 \vec{E}(\vec{r})$, where $\varepsilon(\vec{r})$ is a dielectric function, and \vec{E} is an electric field vector. The MC effect is simply introduced as an operator included in the dielectric function of the medium 1 as $\varepsilon_1 = \varepsilon_1^0 + \alpha \hat{k}_x$, where ε_1^0 is a static dielectric constant, α is the strength of the MC effect and \hat{k}_x is an operator representing the x -component of the unit wavevector. Note that the toroidal moment \vec{T} is parallel to x -axis. We set the dielectric constants of the two media as $\varepsilon_1^0 = 15, \alpha = 10^{-6}$ and $\varepsilon_2 = 1$ (air), and consider the normal incidence throughout this paper. In order to solve the equation above, we use a transfer matrix method for multi-layer structures (Figure 1(a)), and a plane wave expansion method¹⁰ for stripe structures (Figure 1(b)). The polarization change, i.e., magneto-optical effects and natural optical activity are neglected throughout this paper,

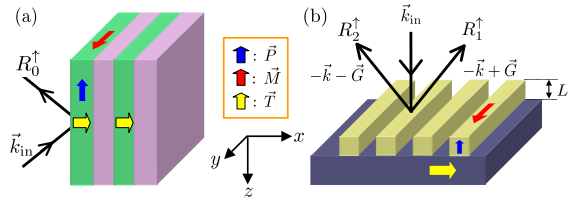


Figure 1: (a) A magneto-chiral multilayer and (b) a stripe with electric polarization \vec{P} , magnetization \vec{M} and a toroidal moment \vec{T} .

because the MC effect is polarization-independent. We calculate frequency dependence of the difference in reflectivity with two different toroidal moment directions. It should be noted that the difference is zero in a conventional material, and non-zero only in a magneto-chiral medium. First of all, we calculate reflectivity without the periodic modulation of $\varepsilon(\vec{r})$. Let us consider light reflection of a magneto-chiral material with the normal incidence; $R_{\text{bulk}}^{\uparrow} - R_{\text{bulk}}^{\downarrow} = \left| \frac{\sqrt{15+10^{-6}}-1}{\sqrt{15+10^{-6}}+1} \right|^2 - \left| \frac{\sqrt{15-10^{-6}}-1}{\sqrt{15-10^{-6}}+1} \right|^2 \sim 10^{-8}$, where the indices \uparrow and \downarrow denote whether \vec{T} is parallel or antiparallel to the x -axis. This value should be compared with that in a periodic structure. A MC effect in a material is originated from a spin-orbit interaction which is nothing but a relativistic effect, and is difficult to control microscopically. Therefore it is important to consider a material with periodic modulation in order to enhance artificially the effect.

(a) Magneto-chiral multilayers

The multilayered structure (16 layers) composed of the MC medium and air is shown in Fig. 1(a). The ratio of the thickness between the MC medium and air is 0.2 : 0.8. We solve the wave equation by means of the transfer matrix method. The boundary conditions and the phase change through the propagation can be described as matrices, and we can solve the equation simply by multiplying the matrices.

Figure 2 shows frequency dependence of the difference in reflectivities in terms of different magnetization directions when we have small absorption. There are two distinct behaviors in the figure. One is the region where reflectivity remains unity corresponds to the photonic band gap. The other is the region where R oscillates, corresponding to a Fabry-Perot cavity which has nothing to do with the periodic structure. At the edge of the gap, we have a remarkable enhancement. This enhancement is interpreted as follows. The different toroidal moment direction has the different refractive index, and we have different reflectivity with different magnetization direction. At the gap edge, the frequency is in the band gap for $\vec{T} \parallel \vec{e}_x$, but in the conduction band for $\vec{T} \parallel -\vec{e}_x$, because we have

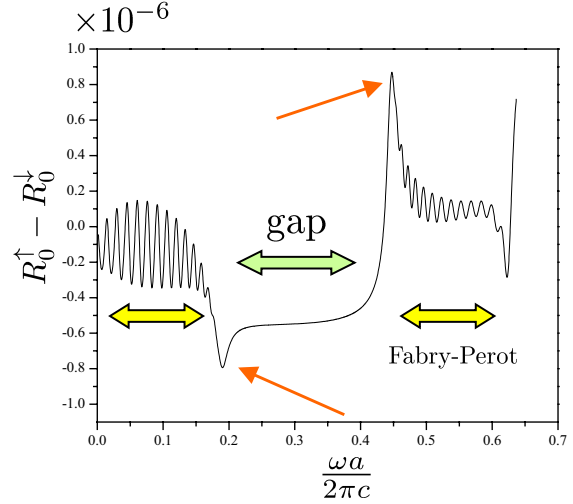


Figure 2: Frequency dependence of $R_0^{\uparrow} - R_0^{\downarrow}$ (the normal incidence). The small absorption is introduced as $\varepsilon_1^0 = 15 + 0.1i$.

the nonreciprocal dispersion $\omega(\vec{k}) \neq \omega(-\vec{k})$. Therefore the difference in reflectivities between the two toroidal moment directions is significantly magnified. In other words, this difference in reflectivities is qualitatively a differential of R_0 with respect to ω , and the differential is singular at the edge of the gap, resulting in the enhancement. The magnification at the gap edge is robust under the small change of incident angles and toroidal moment direction, whereas the values in the Fabry-Perot region are fragile against these changes. When there is no absorption in a MC medium, the value of $R_0^{\uparrow} - R_0^{\downarrow}$ at the gap edge is the order of 10^{-5} , an order of magnitude larger.

(b) Magneto-chiral stripes

For the stripe structures shown in Fig. 1(b), we solve the equation by Fourier transformation,

$$E = \sum_{n=0, \pm 1} \sum_{m=0}^{\infty} A_{nm} e^{ik_n x} e^{i \frac{m\pi}{L} z}, \quad (1)$$

where $k_n = 2\pi n$, L is the thickness of the stripe, and we have a sinusoidal modulation $\frac{1}{\varepsilon(x)} = \frac{1}{2}(\hat{\varepsilon}_1^{-1} + \varepsilon_2^{-1}) + \frac{1}{2}(\hat{\varepsilon}_1^{-1} - \varepsilon_2^{-1}) \cos 2\pi x$, with a periodicity along x -direction normalized as $a = 1$. We choose a dielectric constant of the base as $\varepsilon_3 = 15$. Substituting these Fourier forms into the wave equation, we can obtain linear equations. The boundary conditions represented by conservation of horizontal components of \vec{E} and \vec{H} are written as linear equations for A_{nm} . We numerically solve the linear equations with respect to each ω . We neglect the polarization change and consider the s-polarized wave in a crystal. We take 606 Fourier components, $n = -1 \sim 1, m = 0 \sim 200$, for the calculation,

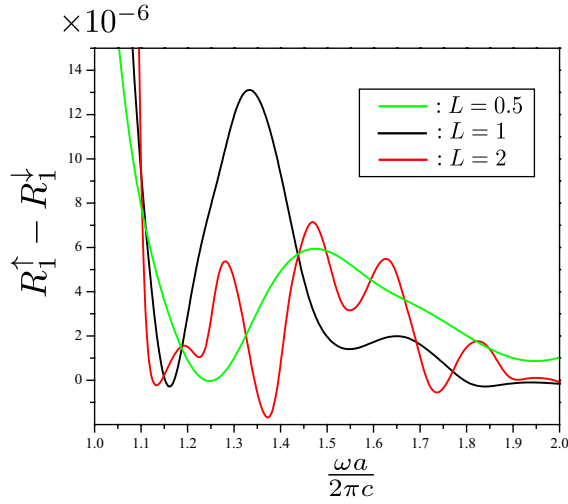


Figure 3: Frequency dependence of $R_1^\uparrow - R_1^\downarrow$ (the normal incidence).

which are enough for the convergence. Figure 3 represents frequency dependence of the difference in intensities of Bragg reflected waves with respect to $L = 0.5, 1$ and 2 . Let us consider the case $L = 1$ at first. In the region $\frac{\omega a}{2\pi c} \leq 1.0$, the wavenumber is imaginary so that the reflected light is an evanescent wave. Therefore we should consider only the region $\frac{\omega a}{2\pi c} \geq 1.0$. In the region just above $\frac{\omega a}{2\pi c} = 1.0$, however, the reflection angle is close to 90° , and it is experimentally difficult to detect the beam. We find an enhancement at $\frac{\omega a}{2\pi c} \simeq 1.3$ corresponding to the Bragg reflection angle $\theta = 63^\circ$, which can be observed experimentally. Moreover, even in the region away from $\frac{\omega a}{2\pi c} \simeq 1.3$, $R_1^\uparrow - R_1^\downarrow$ is in the order of 10^{-6} , which is hundreds of times larger than that in a bulk. Although there is no band gap in this system, the optical effect is remarkably enhanced when the wavelength of light is comparable to the periodicity of the photonic crystals. When the thickness of the stripe changes ($L = 0.5$ and 2), the order of $R_1^\uparrow - R_1^\downarrow$ remains the same, because this enhancement is due to the periodicity along the x direction and has nothing to do with the details of the thickness.

Let us discuss the relation and the difference between (a) and (b). As for the MC multilayers, a periodic structure and the non-reciprocal dispersion $\omega(\vec{k}) \neq \omega(-\vec{k})$ play essential roles. In the MC stripes without any band gap, a periodic structure brings about multiple scatterings, and only the waves which satisfy the Bragg conditions can be reflected as diffracted plane waves. In both cases, $R_{0,1}^\uparrow - R_{0,1}^\downarrow$ is roughly a differential of $R_{0,1}$ with respect to ω . The multiple scatterings bring about the oscillation of $R_{0,1}$ and the large $\frac{\partial R_{0,1}}{\partial \omega}$, and then we have remarkably huge $R_{0,1}^\uparrow - R_{0,1}^\downarrow$. In or-

der to magnify the effect, it is necessary to array the materials parallel to the toroidal moment direction. It should be noted that the enhancement factor of hundreds is not specific to these cases ($\alpha = 10^{-6}$) but valid for another value of α .

In conclusion, we have investigated an enhancement of magneto-chiral effect in photonic crystals. The difference in intensities of two waves in terms of different toroidal moment directions is hundreds of times magnified compared with that in a bulk. Conventional optical effects such as natural optical activity or magneto-optical effect are dependent of polarization of light and are cancelled for the unpolarized beam. On the other hand, the MC effect is independent of the polarization. Moreover, we use only dielectric constants and the thickness of the layer as parameters so that our theory is in principle applicable for a wide range of materials.

The authors are grateful to S. Murakami, N. Kida, Y. Okimoto and Y. Tokura for fruitful discussions. This work is financially supported by NAREGI Grant, Grant-in-Aids from the Ministry of Education, Culture, Sports, Science and Technology of Japan.

[†]Electronic address: sawada@appi.t.u-tokyo.ac.jp

¹L. D. Barron and J. Vrbancich, *Mol. Phys.* **51**, 715 (1984).

²M. Kubota, T. Arima, Y. Kaneko, J. P. He, X. Z. Yu and Y. Tokura, *Phys. Rev. Lett.* **92**, 137401 (2004).

³G. L. J. A. Rikken and E. Raupach, *Nature* **390**, 493 (1997); *Phys. Rev. E* **58**, 5081 (1998); G. L. J. A. Rikken, C. Strohm and P. Wyder, *Phys. Rev. Lett.* **89**, 133005 (2002); C. Koerdt, G. Duchs and G. L. J. A. Rikken, *Phys. Rev. Lett.* **91**, 073902 (2003); F. A. Pinheiro and B. A. van Tiggelen, *J. Opt. Soc. Am. A* **20**, 99(2003).

⁴J. H. Jung, M. Matsubara, T. Arima, J. P. He, Y. Kaneko and Y. Tokura, *Phys. Rev. Lett.* **93**, 037403 (2004).

⁵S. Murakami, R. Shindou, N. Nagaosa and A. S. Mishchenko, *Phys. Rev. B* **66**, 184405 (2002).

⁶Yu. F. Popov, A. M. Kadomtseva, G. P. Vorob'ev, V. A. Timofeeva, D. M. Ustinin, A. K. Zvezdin and M. M. Tegeranchi, *J. Exp. Theor. Phys.* **87**, 146 (1998).

⁷E. Yablonovitch, *Phys. Rev. Lett.* **58**, 2059 (1987); E. Yablonovitch and T. J. Gmitter, *ibid.* **63**, 1950(1989); E. Yablonovitch, T. J. Gmitter and K. M. Leung, *ibid.* **67**, 2295(1991).

⁸J. D. Joannopoulos, R. D. Meade and J. N. Winn, *Photonic Crystals*, (Princeton University Press, Princeton, 1995).

⁹K. Sakoda, *Optical Properties of Photonic Crystals*, (Springer Series in Optical Sciences, Springer, 2001).

¹⁰K. Sakoda, *Phys. Rev. B* **52**, 8992 (1995).