

Is Hubbard U doping-dependent in electron-doped cuprate superconductors?

Qingshan Yuan,^{1,2} Feng Yuan,¹ and C. S. Ting¹

¹*Texas Center for Superconductivity and Department of Physics, University of Houston, Houston, TX 77204*

²*Pohl Institute of Solid State Physics, Tongji University, Shanghai 200092, P. R. China*

Within the Kotliar-Ruckenstein slave-boson approach, we have studied the antiferromagnetic (AF) properties for the t - t' - t'' - U model applied to electron-doped cuprate superconductors. Due to inclusion of spin fluctuations the AF order decreases with doping much faster than obtained in the Hartree-Fock theory. Under an intermediate *constant* U the calculated doping evolution of the spectral intensity has satisfactorily reproduced the experimental results, without need of a strongly doping-dependent U as argued earlier. This may reconcile a discrepancy suggested in recent studies on photoemission and optical conductivity.

PACS numbers: 71.10.Fd, 74.72.-h, 74.25.Ha

The intriguing Fermi surface (FS) evolution with doping in electron-doped cuprate $\text{Nd}_{2-x}\text{Ce}_x\text{CuO}_4$ revealed by angle-resolved photoemission spectroscopy (ARPES) measurements^{1,2} has attracted much attention recently.^{3,4,5,6,7,8,9,10,11} It was observed that at low doping a small FS pocket appears around $(\pi, 0)$. Upon increased doping a new pocket begins to emerge around $(\pi/2, \pi/2)$ and eventually at optimal doping $x = 0.15$ the several FS pieces connect to form a large curve around (π, π) . By use of the t - t' - t'' - U model and Hartree-Fock (HF) mean-field treatment, Kusko *et al.*³ have studied the FS in consideration of the antiferromagnetic (AF) order and reached remarkable agreement with experiments. However, in their work the on-site U is treated as a doping-dependent effective parameter, specifically $U = 6t$ at doping $x = 0$ and $3.1t$ at $x = 0.15$. Similarly a doping-dependent U was argued by others based on numerical calculations.^{5,6} Alternatively, the strong-coupling t - t' - t'' - J model was adopted by some of us to construct the FS.⁹ Without tuning parameters we have also obtained consistent results with ARPES data.

Very recently, a systematic analysis of the optical conductivity for electron-doped cuprates was undertaken by Millis *et al.*¹² It suggests that (i) the electron-doped materials are approximately as strongly correlated as the hole-doped ones and (ii) the U value is *not* strongly doping-dependent within the electron-doped family. Both of these implications are in apparent disagreement with the theoretical studies by Kusko *et al.*, and in favor of the strong-coupling model used by us. On the other hand, our result⁹ from the t - t' - t'' - J model at optimal doping is not reconciled by exact diagonalization calculations.¹¹ Thus it is still open whether the strong coupling model, as implied by point (i) above, is available to explain the ARPES data at optimal doping.

Here our attention is focused on the issue relevant to point (ii) above, *i.e.*, for the t - t' - t'' - U model whether the strong doping dependence of U as argued by Kusko *et al.*^{3,4} is really necessary for the interpretation of ARPES data. Theoretically it is not convincing to have a strongly doping-dependent U since it is a local interaction within an atom and difficult to be changed by adding carriers. If this property were true, it would be generally valid

for correlated electron materials. To understand why a strongly doping-dependent U is needed by Kusko *et al.*, we come to some details of their work. Within the HF mean-field theory, two AF energy bands are derived, with the minimum of the upper band around $(\pi, 0)$ and the maximum of the lower one around $(\pi/2, \pi/2)$. At low electron-doping, the upper band is crossed by the Fermi level, leading to a small FS pocket around $(\pi, 0)$. With increasing doping, the AF order weakens and the lower band shifts towards the Fermi level. The essential observation is that the AF order decreases with doping too slowly under a constant U , and consequently the lower band is still too far away from the Fermi level even at optimal doping to contribute any spectral intensity around $(\pi/2, \pi/2)$. Therefore an effective $U(x)$, which decreases with increasing x , is enforced to help expedite the reduction of the AF order so that the lower band approaches the Fermi level rapidly leading to the consistency with ARPES results.

Actually, as we know, the HF theory overestimates the AF order due to ignorance of fluctuations. So a tempting idea is that the *real* AF order should reduce with doping in a (much) quicker way than obtained in the HF theory. Then it is interesting to ask how much the HF results will be improved if the fluctuations are taken into account and whether the ARPES data can already be explained with a *doping-independent* U . In this paper we try to answer these questions by studying the t - t' - t'' - U model with the Kotliar-Ruckenstein slave-boson (SB) approach.¹³ The method well considers the AF fluctuations and has been proven to be appropriate for a wide range of interactions.^{14,15} We have found that, compared to the HF results, the AF state derived from the SB approach has a much lower energy and the order parameter decreases much faster with doping. Consequently, the ARPES results can be reproduced under a constant U .

We start with the t - t' - t'' - U model on a square lattice which reads

$$H = -t \sum_{\langle ij \rangle \sigma} (c_{i\sigma}^\dagger c_{j\sigma} + \text{h.c.}) - t' \sum_{\langle ij \rangle_{2\sigma}} (c_{i\sigma}^\dagger c_{j\sigma} + \text{h.c.}) - t'' \sum_{\langle ij \rangle_{3\sigma}} (c_{i\sigma}^\dagger c_{j\sigma} + \text{h.c.}) + U \sum_i n_{i\uparrow} n_{i\downarrow}, \quad (1)$$

where $\langle \rangle$, $\langle \rangle_2$, $\langle \rangle_3$ represent the nearest neighbor (n.n.), second n.n., and third n.n. sites, respectively, and the rest of the notation is standard. Throughout the work t is taken as the energy unit and typical parameters $t' = -0.3$ and $t'' = 0.2$ are adopted.

In the spirit of Kotliar-Ruckenstein SB approach,¹³ four auxiliary bosons $e_i^{(\dagger)}$, $p_{i\sigma}^{(\dagger)}$ ($\sigma = \uparrow, \downarrow$), $d_i^{(\dagger)}$ are introduced at each site to label the four different states, which can be empty, singly occupied by an electron with spin up or down, or doubly occupied. Then the original Hamiltonian is represented by the original fermions and auxiliary bosons which keep track of the accompanying transitions between the four bosonic states at each site in any hopping process of an electron. The unphysical states in the enlarged Hilbert space are eliminated by

imposing the following constraints at each site:

$$e_i^\dagger e_i + \sum_{\sigma} p_{i\sigma}^\dagger p_{i\sigma} + d_i^\dagger d_i = 1, \quad (2)$$

$$p_{i\sigma}^\dagger p_{i\sigma} + d_i^\dagger d_i = c_{i\sigma}^\dagger c_{i\sigma}. \quad (3)$$

In order to study the AF order, we divide the lattice into two sublattices A and B. For sublattice L (L=A,B), we introduce a set of bosons $e_{iL}^{(\dagger)}$, $p_{iL\sigma}^{(\dagger)}$ ($\sigma = \uparrow, \downarrow$), $d_{iL}^{(\dagger)}$, and Lagrange multipliers λ_{iL}^1 , λ_{iL}^σ which are associated with the constraints (2), (3), respectively. Thus the original Hamiltonian, with Lagrange multiplier terms added, can be rewritten, in terms of fermionic operators a and b corresponding to sublattice A and B respectively, as follows

$$\begin{aligned} H = & -t \sum_{\langle ij \rangle \sigma, i \in A} (z_{iA\sigma}^\dagger a_{i\sigma}^\dagger b_{j\sigma} z_{jB\sigma} + \text{h.c.}) - t \sum_{\langle ij \rangle \sigma, i \in B} (z_{iB\sigma}^\dagger b_{i\sigma}^\dagger a_{j\sigma} z_{jA\sigma} + \text{h.c.}) - t' \sum_{\langle ij \rangle_{2\sigma}, i \in A} (z_{iA\sigma}^\dagger a_{i\sigma}^\dagger a_{j\sigma} z_{jA\sigma} + \text{h.c.}) \\ & - t' \sum_{\langle ij \rangle_{2\sigma}, i \in B} (z_{iB\sigma}^\dagger b_{i\sigma}^\dagger b_{j\sigma} z_{jB\sigma} + \text{h.c.}) - t'' \sum_{\langle ij \rangle_{3\sigma}, i \in A} (z_{iA\sigma}^\dagger a_{i\sigma}^\dagger a_{j\sigma} z_{jA\sigma} + \text{h.c.}) - t'' \sum_{\langle ij \rangle_{3\sigma}, i \in B} (z_{iB\sigma}^\dagger b_{i\sigma}^\dagger b_{j\sigma} z_{jB\sigma} + \text{h.c.}) \\ & + U \sum_{i \in A} d_{iA}^\dagger d_{iA} + U \sum_{i \in B} d_{iB}^\dagger d_{iB} + \sum_{i \in A} \lambda_{iA}^1 (1 - e_{iA}^\dagger e_{iA} - \sum_{\sigma} p_{iA\sigma}^\dagger p_{iA\sigma} - d_{iA}^\dagger d_{iA}) + \sum_{i \in A, \sigma} \lambda_{iA}^\sigma (a_{i\sigma}^\dagger a_{i\sigma} - p_{iA\sigma}^\dagger p_{iA\sigma} - d_{iA}^\dagger d_{iA}) \\ & + \sum_{i \in B} \lambda_{iB}^1 (1 - e_{iB}^\dagger e_{iB} - \sum_{\sigma} p_{iB\sigma}^\dagger p_{iB\sigma} - d_{iB}^\dagger d_{iB}) + \sum_{i \in B, \sigma} \lambda_{iB}^\sigma (b_{i\sigma}^\dagger b_{i\sigma} - p_{iB\sigma}^\dagger p_{iB\sigma} - d_{iB}^\dagger d_{iB}) \end{aligned} \quad (4)$$

with the operator

$$z_{iL\sigma} = \frac{e_{iL}^\dagger p_{iL\sigma} + p_{iL\bar{\sigma}}^\dagger d_{iL}}{\sqrt{(1 - e_{iL}^\dagger e_{iL} - p_{iL\bar{\sigma}}^\dagger p_{iL\bar{\sigma}})(1 - d_{iL}^\dagger d_{iL} - p_{iL\sigma}^\dagger p_{iL\sigma})}}.$$

Then we make mean-field approximations. The bosons are replaced by c -numbers and assumed to be site-independent on each sublattice, *i.e.*, $\langle e_{iL}^{(\dagger)} \rangle = e_L$, $\langle p_{iL\sigma}^{(\dagger)} \rangle = p_{L\sigma}$, $\langle d_{iL}^{(\dagger)} \rangle = d_L$ (and correspondingly $\langle z_{iL\sigma}^{(\dagger)} \rangle = z_{L\sigma}$). At the same time, the constraints are softened to be satisfied only on the average on each sub-

lattice, *i.e.*, $\lambda_{iL}^1 \rightarrow \lambda_L^1$, $\lambda_{iL}^\sigma \rightarrow \lambda_L^\sigma$. This treatment is equivalent to making a saddle-point approximation in the path-integral formulation. Now the Hamiltonian becomes quadratic in terms of fermionic operators and can be easily diagonalized in momentum space. Finally we have

$$H = \sum_{k\sigma} (E_{k\sigma}^- \tilde{a}_{k\sigma}^\dagger \tilde{a}_{k\sigma} + E_{k\sigma}^+ \tilde{b}_{k\sigma}^\dagger \tilde{b}_{k\sigma}) + E_0, \quad (5)$$

where the energy bands

$$E_{k\sigma}^\pm = [\lambda_A^\sigma + \lambda_B^\sigma + (z_{A\sigma}^2 + z_{B\sigma}^2) \varepsilon'_k] / 2 \pm \sqrt{[\lambda_B^\sigma - \lambda_A^\sigma + (z_{B\sigma}^2 - z_{A\sigma}^2) \varepsilon'_k]^2 / 4 + (z_{A\sigma} z_{B\sigma} \varepsilon_k)^2} \quad (6)$$

with

$$\begin{aligned} \varepsilon_k &= -2t(\cos k_x + \cos k_y), \\ \varepsilon'_k &= -4t' \cos k_x \cos k_y - 2t''(\cos 2k_x + \cos 2k_y), \end{aligned}$$

and the constant

$$\begin{aligned} E_0 = & (N/2) \left[U(d_A^2 + d_B^2) - \lambda_A^1(e_A^2 + \sum_{\sigma} p_{A\sigma}^2 + d_A^2 - 1) \right. \\ & \left. - \lambda_B^1(e_B^2 + \sum_{\sigma} p_{B\sigma}^2 + d_B^2 - 1) \right] \end{aligned}$$

$$-\sum_{\sigma} \lambda_A^{\sigma} (p_{A\sigma}^2 + d_A^2) - \sum_{\sigma} \lambda_B^{\sigma} (p_{B\sigma}^2 + d_B^2) \Big]$$

with N : total number of lattice sites. Above k is restricted to the magnetic Brillouin zone and the operators \tilde{a} and \tilde{b} are related to a and b by unitary transformations.

The grand canonical thermodynamic potential is given by $[\beta = 1/(k_B T)]$ with T : temperature]

$$\Omega = -\frac{1}{\beta} \sum_{k\sigma, \nu=\pm} \ln [1 + e^{-\beta(E_{k\sigma}^{\nu} - \mu)}] + E_0. \quad (7)$$

Here μ is the chemical potential which is decided by $-(\partial\Omega/\partial\mu) = N_e$ (N_e : total number of electrons). All the parameters are determined to give the lowest free energy $F = \Omega + N_e\mu$. The calculation will be simplified if we search for the AF solution which satisfies the relations: $e_A = e_B (= e)$, $d_A = d_B (= d)$, $p_{A\sigma} = p_{B\bar{\sigma}} (= p_{\sigma})$, $\lambda_A^1 = \lambda_B^1 (= \lambda_1)$, $\lambda_A^{\sigma} = \lambda_B^{\bar{\sigma}} (= \lambda_{\sigma})$. (Correspondingly the energy bands $E_{k\sigma}^{\pm}$ become spin degenerate, *i.e.*, $E_{k\sigma}^{\pm} = E_k^{\pm}$.) The staggered magnetization, which characterizes the AF order, is given by $m = (p_{\uparrow}^2 - p_{\downarrow}^2)/2$.

In what follows we are limited to $T = 0$ only at which the AF long-range order is possible for the two-dimensional model.

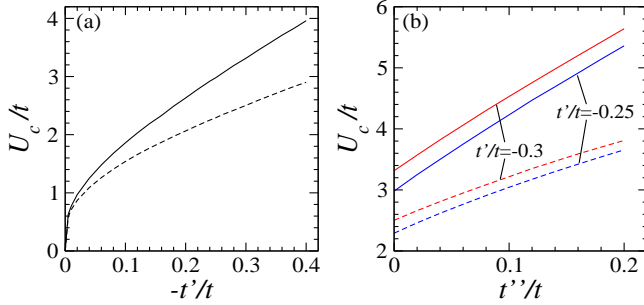


FIG. 1: The critical U_c for the AF order to be stabilized at half-filling: (a) U_c vs. $-t'$ when $t'' = 0$ (b) U_c vs. t'' at fixed $t'/t = -0.25$ (blue lines) and -0.3 (red lines). All solid lines are from SB approach and dashed ones from HF theory.

To look at the differences between SB and HF results, we first consider the half-filled case, *i.e.*, $n = N_e/N = 1$. As well known, the pure t - U (with $t' = t'' = 0$) model takes on the AF order for arbitrarily small $U > 0$ due to the perfect nesting effect. After inclusion of long-range hoppings the AF order will be frustrated and a critical $U = U_c$ is required to stabilize it. The relations between U_c and t' , t'' from both SB and HF approaches are compared in Fig. 1. While Fig. 1(a) shows U_c vs. t' when $t'' = 0$ which has been given previously,¹⁶ we further present U_c vs. t'' at fixed t' in Fig. 1(b). It is clear that U_c increases with both t' and t'' . Moreover, the value of U_c at fixed t' and t'' obtained from SB approach is always larger than that from HF theory. This is expected in view that the HF theory overestimates the AF order.

Once the fluctuations are taken into account, the critical value U_c will be largely raised as seen in the SB approach. We notice that for parameters $t' = -0.25$ and $t'' = 0.1$ as adopted by Kusko *et al.*³ the accurate critical value is $U_c = 4.23$ from SB approach rather than 3.05 from HF theory. Thus those values for doping-dependent U selected by them,³ *i.e.*, $U = 3.5(3.1)$ at $x = 0.1(0.15)$ are actually unreasonable, which are already too small to stabilize the AF order.

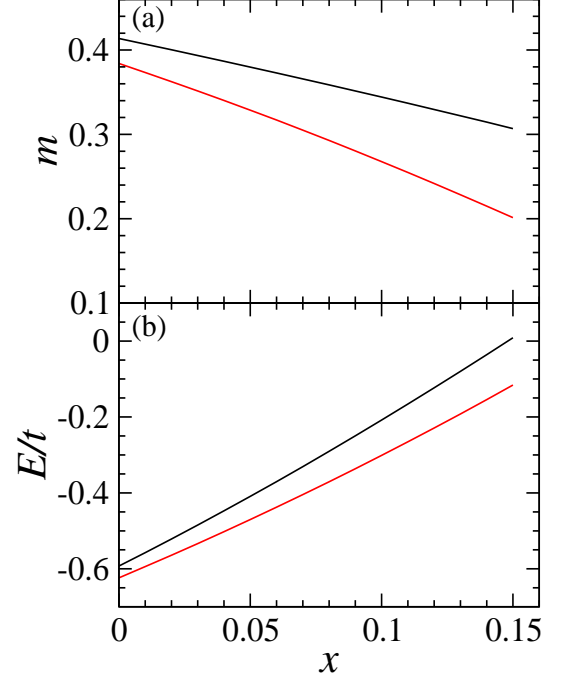


FIG. 2: Staggered magnetization (a) and ground state energy (b) vs. electron-doping for parameters $t' = -0.3$, $t'' = 0.2$ and $U = 6$. In each panel the red line is from SB approach and black one from HF theory.

Then we come to see how the AF order decreases with increasing doping $x (= n - 1)$ under fixed U . For $t' = -0.3$ and $t'' = 0.2$, the critical value at half-filling is $U_c = 5.64(\text{SB})/3.81(\text{HF})$. So we choose $U = 6 > U_c$ and solve the self-consistent equations. The staggered magnetization as a function of x is shown in Fig. 2(a), where the red and black lines are obtained from SB and HF approaches, respectively. While m decreases slowly with x in HF theory, it drops much faster in SB approach. The corresponding ground state energies from both approaches are compared in Fig. 2(b). The energy derived from SB approach is notably lower than that from HF theory, which indicates that the study of the AF property is largely improved within the SB approach.

Subsequently the energy bands $E_k^{\pm} - \mu$ are plotted in Fig. 3, with red lines from SB approach and black ones from HF theory. While the upper bands derived from two approaches look similar at each doping, the lower bands take on different behaviors. Within HF theory, the lower band shifts very slowly towards the Fermi level

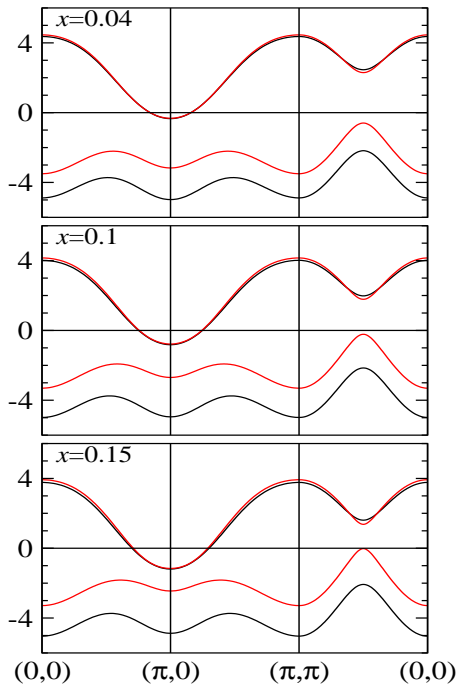


FIG. 3: The energy bands at different dopings. In each panel, the red and black lines are from SB and HF approaches, respectively. The Fermi energy is fixed at zero.

with increasing doping and is still far away from it at $x = 0.15$. On the other hand, within SB approach, the lower band lifts towards the Fermi level as a whole. At $x = 0.1$ its maximum is already very close to the latter, and may contribute to the spectral intensity within the experimental resolution. At optimal doping, it is nearly crossed by the Fermi level around $(\pi/2, \pi/2)$.

In order to directly compare with the ARPES data, we have calculated the spectral function $A(k, \omega)$ within the SB approach. The density plots for integration of $A(k, \omega)$ times the Fermi function over an energy interval $[-40, 20]$ meV (same as that adopted in ARPES experiments¹) around the Fermi level are shown in Fig. 4 by the top row. The Lorentzian broadening is taken as $\Gamma = 0.08t$, close to the experimental energy resolution 10–20 meV.¹ It is seen that at small doping a FS pocket forms around $(\pi, 0)$. At doping $x = 0.1$ the spectral intensity begins to appear around $(\pi/2, \pi/2)$, and becomes enough strong at optimal doping. At the same time, the Fermi patch around $(\pi, 0)$ at $x = 0.04$ deforms with increasing doping, *i.e.*, half of the FS around $(\pi, 0)$ loses much of its intensity. The theoretical results agree well with the ARPES data.¹ For comparison, the corresponding plots from the HF theory are shown by the bottom row in Fig. 4, which, however, do not exhibit the main experimental features.

Above, after suitable consideration of the AF fluctuations we have reached consistent results with ARPES measurements under a doping-independent constant U , in contrast with the previous argument for a doping-

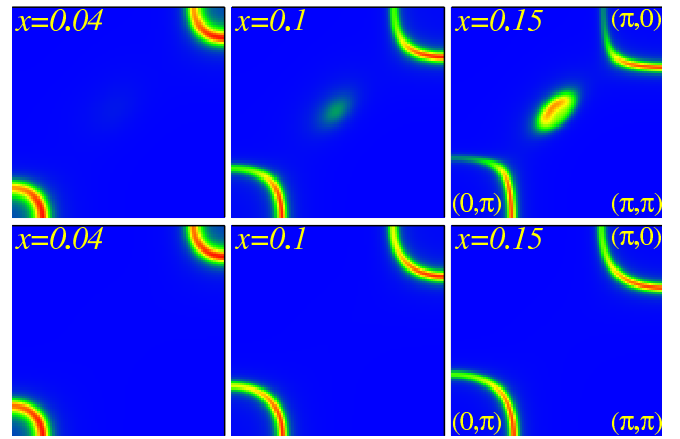


FIG. 4: Density plots for integration of $A(k, \omega)$ times the Fermi function over an energy interval $[-0.12, 0.06]t \simeq [-40, 20]$ meV around the Fermi level. Top row is from SB approach and bottom row from HF theory, under a doping-independent constant $U = 6$ (with $t' = -0.3$ and $t'' = 0.2$). The Lorentzian broadening is $0.08t$.

dependent U .^{3,4,5,6} The agreement is considerably satisfactory in view that all input parameters except the unknown U are extracted from experiments. We do not exclude that a tunable U with doping will help lead to a perfect comparison between theory and experiment. Even in this case, however, not a strong doping-dependence of U as given by Kusko *et al.* ($\sim 50\%$ variation from $x = 0$ to $x = 0.15$)³ is needed. This may reconcile one of the discrepancies in recent explanations of both ARPES and optical conductivity mentioned before.

As for the magnitude of U , an intermediate value is adopted here. A larger U is unfavorable to the appearance of the spectral intensity around $(\pi/2, \pi/2)$ because of stronger AF order. On the other hand, we should keep in mind that an even quicker decreasing of m with doping than displayed in Fig. 2(a) will be true if the AF fluctuations are fully taken into account. Then a larger U , towards strong-coupling regime, could be chosen from the beginning, which gives rise to the similar intensity maps shown in the top row of Fig. 4. The evaluation of the biggest U available to explain the ARPES data as well as the possibility to cross over to the strong-coupling model need further work.

In conclusion, we have studied the AF properties for the t - t' - t'' - U model within the Kotliar-Ruckenstein SB approach. After inclusion of spin fluctuations the AF order decreases with doping much faster than obtained in the HF theory. The calculated doping evolution of the spectral intensity under a constant U is in good agreement with ARPES measurements on electron-doped cuprates. A strongly doping-dependent U argued earlier, which is difficult to justify itself, is found to be actually unnecessary.

We would thank T. K. Lee for useful discussions. This

work was supported by the Texas Center for Superconductivity at the University of Houston and the Robert

A. Welch Foundation.

-
- ¹ N. P. Armitage, F. Ronning, D. H. Lu, C. Kim, A. Damascelli, K. M. Shen, D. L. Feng, H. Eisaki, Z.-X. Shen, P. K. Mang, N. Kaneko, M. Greven, Y. Onose, Y. Taguchi, and Y. Tokura, *Phys. Rev. Lett.* **88**, 257001 (2002).
 - ² H. Matsui, K. Terashima, T. Sato, T. Takahashi, S.-C. Wang, H.-B. Yang, H. Ding, T. Uefuji, and K. Yamada, *Phys. Rev. Lett.* **94**, 047005 (2005).
 - ³ C. Kusko, R. S. Markiewicz, M. Lindroos, and A. Bansil, *Phys. Rev. B* **66**, 140513(R) (2002).
 - ⁴ R. S. Markiewicz, *Phys. Rev. B* **70**, 174518 (2004).
 - ⁵ B. Kyung, V. Hankevych, A.-M. Daré, and A.-M. S. Tremblay, *Phys. Rev. Lett.* **93**, 147004 (2004).
 - ⁶ D. Sénéchal and A.-M. S. Tremblay, *Phys. Rev. Lett.* **92**, 126401 (2004).
 - ⁷ H. Kusunose and T. M. Rice, *Phys. Rev. Lett.* **91**, 186407 (2003).
 - ⁸ T. K. Lee, C. M. Ho, and N. Nagaosa, *Phys. Rev. Lett.* **90**, 067001 (2003).
 - ⁹ Q. Yuan, Y. Chen, T. K. Lee, and C. S. Ting, *Phys. Rev. B* **69**, 214523 (2004).
 - ¹⁰ Q. Yuan, T. K. Lee, and C. S. Ting, *cond-mat/0411117* (to appear in *Phys. Rev. B*).
 - ¹¹ T. Tohyama, *Phys. Rev. B* **70**, 174517 (2004).
 - ¹² A. J. Millis, A. Zimmers, R. P. S. M. Lobo, and N. Bonetempo, *cond-mat/0411172*.
 - ¹³ G. Kotliar and A. E. Ruckenstein, *Phys. Rev. Lett.* **57**, 1362 (1986).
 - ¹⁴ L. Lilly, A. Muramatsu, and W. Hanke, *Phys. Rev. Lett.* **65**, 1379 (1990).
 - ¹⁵ Q. Yuan and T. Kopp, *Phys. Rev. B* **65**, 085102 (2002).
 - ¹⁶ U. Trapper, H. Fehske, and D. Ihle, *Physica C* **282-287**, 1779 (1997); I. Yang, E. Lange, and G. Kotliar, *Phys. Rev. B* **61**, 2521 (2000).