

Experimental measurement of an effective temperature for jammed granular materials

Chaoming Song, Ping Wang, and Hernán A. Makse

Levich Institute and Physics Department

City College of New York

New York, NY 10031, US

(Dated: Proc. Nat. Acad. Sci. 102, 2299-2304 (2005))

Abstract

A densely packed granular system is an example of an out-of-equilibrium system in the jammed state. It has been a longstanding problem to determine whether this class of systems can be described by concepts arising from equilibrium statistical mechanics, such as an “effective temperature” and “compactivity”. The measurement of the effective temperature is realized in the laboratory by slowly shearing a closely-packed ensemble of spherical beads confined by an external pressure in a Couette geometry. All the probe particles considered in this study, independent of their characteristic features, equilibrate at the same temperature, given by the packing density of the system.

The application of the concept of “effective temperature” to out-of-equilibrium systems, which allows the extension of ideas from equilibrium statistical mechanics such as the fluctuation-dissipation relation [1] to nonequilibrium systems, has been extensively debated in the literature [2, 3, 4, 5, 6]. Previous experimental measurements have been performed on structural glasses [7], colloidal suspensions [8], spin glasses [9], highly agitated granular matter [10] and a fluidized particle [11].

Until present, the only evidence of its significance in describing closely packed (jammed) granular media [3] has emerged from computer simulations of granular materials and other soft-matter systems and from analogies with glassy systems [12, 13, 14, 15, 16, 17, 18, 19, 20]. The existence of jammed reversible states in granular materials has been also suggested by compaction experiments employing tapping, oscillatory compression or sound propagation as the external perturbation [21, 22, 23, 24, 25]. However, macroscopic variables, such as the effective temperature for highly packed granular matter, have not been previously measured in the laboratory. This line of research has led to the design of the experiment which we are about to describe.

In this paper we present experimental evidence suggesting the existence of a well-defined effective temperature for slowly sheared granular materials very close to jamming. The particle trajectories in the sheared system yield the diffusivity and the mobility from which the temperature is deduced using a fluctuation-dissipation relation. All the particles considered in this study equilibrate at the same temperature, which is in turn independent of the slow shear rate, thus suggesting the condition of a physical variable to describe the jammed system.

Experiments.— The experimental test involves using observational techniques to monitor the evolution of the particulate packing as it explores the available configurations. The different packing configurations are investigated using quasi-static shear in a Couette cell geometry, depicted in Fig. 1.

The particulate system is confined between an inner and an outer cylinder. The inner cylinder of the cell is slowly rotated by a motor while the outer cylinder is fixed and transparent for visualization. The walls of both cylinders are roughened by gluing a layer of particles to provide shear motion to the assembly, avoiding wall-slip. The grains are compactified by the application of an external pressure of a specific value (typically 386 Pa), introduced by a moving piston at the top of the granular matrix. We use a narrow gap Couette cell of

the order of 7 particle diameters wide in order to avoid the formation of bulk shear bands [26, 27, 28, 29, 30].

Since a granular assembly is optically impenetrable by its very nature the first task consists in creating a transparent sample. This is achieved by refractive index matching transparent particles with a suitable suspending solution. The presence of the solution reduces friction between the particles, nevertheless the ensemble remains jammed throughout the experiment by the application of the external force via the piston. It is important to note that the liquid only partially fills the cell (see Figure 1). In this way the pressure of the piston is transmitted only to the granular particles and not to the fluid.

Hydrodynamic effects from the partial filling of the cell are avoided by the extremely slow rotational speeds applied to our system. However, the fluid may modify the interaction between the particles, for instance, by reducing friction. Thus, the transport coefficients measured in our experiments will not be the same as those of a dry system. However, the key feature of the system is that it is closely packed, which is hereby satisfied. The random motion of the particles is due to the ‘jamming’ forces exerted by the enduring contacts of all the neighboring particles which renders the problem nontrivial.

The successful packing consists of a 1:1 mixture of two different sizes of spherical Polymethyl methacrylate (acrylic) particles, of density $\rho = 1.19$ and index of refraction $n = 1.49$. We use two different packings, containing either 3.17 mm and 3.97 mm diameter particles (Packing 1) or particles of diameter 3.97 mm and 4.76 mm (Packing 2). The size ratio ensures that crystallization is avoided. The mixture of particles is immersed in a solution of approximately 74% weight fraction of cyclohexyl bromide and 26% decalin [31], matching not only the refractive index but more importantly the density of the acrylic particles. The density matching fluid eliminates pressure gradients associated with gravity in the vertical direction. This step avoids problems encountered in previous tests of compactivity [21] and other effects such as convection and size segregation such as the Brazil nut effect inside the cell [32].

We follow the trajectories of tracer particles in the sample bulk to obtain the diffusion of the tracers and the response function (mobility) to an external force within the structure. These measurements lead to the effective temperature via a fluctuation-dissipation relation generalized to granular media. If the resulting effective temperature is a physical variable of the system, it will be independent of the properties of the tracer particles— a necessary

but not sufficient condition. It is to this end that we contribute experimental results. We note that to evaluate the broader thermodynamic meaning of the temperature it would be needed to examine whether different measures of temperature agree as well. Such tests could be performed, for instance, by measuring the temperature for different observables in the system.

The tracer particles must experience a constant force, in response to which the mobility can be measured. Tracers of a different density to the acrylic particles are then added to the packing, as shown in Fig. 1. Two types of tracers, made of nylon ($\rho = 1.12$) and delrin ($\rho = 1.36$), are employed. The role of the tracer in the system is to explore the different packing configurations, and the size of the tracers is chosen, accordingly, of similar size as the background particles. If the tracers are much larger or smaller than the background particles new physics would be brought into the problem. For instance if a tracer is small enough to fall into the voids of the other particles then “percolation effects” [33] would prevail and the displacements would be larger than those predicted by the effective temperature. Such a tracer would no longer probe the background particle network, but would instead have different dynamics and test other interesting effects which cannot be captured by the present formalism.

Results.— The first experiment uses Packing 1 with 20 tracers of 3.97 mm nylon beads. The Couette cell is sheared at very slow frequencies $f = 2.4$ mHz defining the external shear-rate $\dot{\gamma}_e = 2\pi f r_1 / (r_2 - r_1) = 0.048$ 1/s, where $r_1 = 50.8$ mm and $r_2 = 66.7$ mm are the radii of the inner and outer cylinders, respectively. We require a very slow shear rate so that the system is close-packed at all times. The $(r(t), \theta(t), z(t))$ coordinates of the tracers are obtained by analyzing the images acquired by four digital cameras surrounding the shear cell [(r, θ) are obtained only at the overlaps of the cameras]. In the following we first present results for the z direction since this is the only direction where the temperature can be calculated with the present set-up (the external force acts only vertically). We discuss the diffusivities in the θ and r directions at the end of this section.

The resulting vertical trajectories of the tracers $z(t)$ are depicted in Fig. 2 showing that the nylon tracers not only diffuse, but also move with a constant average velocity to the top of the cell. We confine the measurements of the tracer fluctuations away from the inner rotating cylinder to avoid boundary effects and where the average tangential velocity of the tracers, $v_\theta(r)$, can be approximated linearly as $v_\theta(r) \approx -\dot{\gamma}_l r$ with a constant local shear rate

$\dot{\gamma}_l = 0.021$ 1/s. This ensures that the diffusivity (which depends on the local shear rate) remains approximately constant in the radial direction.

The statistical analysis of the particle displacements $\Delta z(t) = z(t + t_0) - z(t_0)$ reveals a Gaussian distribution which broadens with time, as seen in Fig. 3. The rms fluctuations grow linearly for sufficiently long times (see Fig. 4a):

$$\langle [z(t + t_0) - z(t_0)]^2 \rangle \sim 2Dt, \quad (1)$$

where D is the self-diffusion constant. For the 3.97 mm tracer we obtain $D_{3.97\text{mm}} = (1.1 \pm 0.1) \times 10^{-8}$ m²/s.

The average $\langle \dots \rangle$ denotes ensemble average over the tracers and over the initial time t_0 . In practice we employ the common method (see Chapter 5.3 in [34]) of performing an average over the time t_0 to measure transport coefficients by splitting the trajectory of a single tracer into a series of trajectories starting at evenly spaced time intervals t_0 . The diffusion constant is then obtained by averaging not only over the tracers but also over the initial time intervals. This common technique allows us to obtain an estimation of the diffusion constant using 20 tracers for this particular system. We check that the times series are taken over intervals for which the correlations between measurements have decayed almost to zero and that our system is time-translational invariant, i.e. does not display “aging” [5]. Moreover, we check that by doubling the number of tracers we obtain the same result for D for this particular type of tracer, indicating that the average diffusion constant is independent of the number of tracers used to explore the configurations.

Figure 4b shows the mean value of the position of the tracers extracted from the peak of the Gaussian distribution as a function of time, thus yielding the mobility χ as

$$\langle z(t + t_0) - z(t_0) \rangle \sim \chi Ft. \quad (2)$$

Here $F = (\rho_a - \rho_t)Vg$ is the gravitational force applied to the tracers due to their density mismatch while ρ_a and ρ_t are the densities of the acrylic particles and the tracers respectively, V is the volume of the tracer particle and g the acceleration of gravity. The value of the mobility for the nylon 3.97mm tracer is $\chi_{3.97\text{mm}} = (9.7 \pm 0.9) \times 10^{-2}$ s/kg. We check that the mobility of the tracers is constant in the region of measurements.

We notice that the rms displacements of the tracer particles present a systematic downward curvature at long times (see Fig. 4a) This cut-off is due to a finite size effect because

the trajectories are finite. The faster the velocity of the tracers (as seen in Fig. 4b) the shorter the trajectories and the shorter the cut-off time. Thus this effect is more evident in the 3.17 mm delrin tracers in Packing 1 which posse the largest mobility, as seen in Fig. 4b, and present the shortest cut-off time in the diffusivity, as seen in Fig. 4a. On the other hand, the 3.17mm acrylic tracers in Packing 1 present a larger cut-off since the external gravitational force is not applied to them, and they stay in the window of observation for much longer times. We would like to point out that the important issue is that the cut-off (which is inevitable in any finite time measurement) is observed for distances larger than a few particles diameters, i.e. for distances larger than the size of the “cages”. This ensures that we are testing the structural motion of the grains and not the internal motion inside the cages (see below).

An important task is to determine whether there exists a linear response regime in the system, which would imply that the mobility is independent of the external gravitational force as $F \rightarrow 0$. The external force is varied by changing the density of the tracers of the same size. This is realized experimentally in Packing 1 by the introduction of delrin tracers of 3.97 mm diameter, the density of which is higher than that of nylon. The analysis of the trajectories reveals that the mobility is the same for both tracers so that it is independent of the external force, as shown in Fig. 4b.

The important result that we want to emphasize is that there is a well-defined linear response regime for small enough external forces where the mobility becomes independent of the force. This regime is achieved for the delrin and nylon tracers. Moreover, we find that nonlinear effects appear for tracers heavier than delrin, i.e. the mobility (which is the velocity normalized by the external force) depends on the external force for large enough forces. For instance, we find that for a 3.97mm ceramic tracer ($\rho = 3.28$) the mobility is $\chi_{\text{ceramic}} = (2.2 \pm 0.2) \times 10^{-2}$ s/kg and for a brass tracer ($\rho = 8.4$), $\chi_{\text{brass}} = (1.7 \pm 0.1) \times 10^{-2}$ s/kg, smaller than the mobility of the nylon and delrin tracers of the same size. This behavior is expected since if a linear regime exists in the system, it will be valid only within certain limits. We also show that the diffusion constants of both types of tracers (delrin and nylon) are approximately the same (see Fig. 4a) confirming that the external force on the tracers does not affect the diffusion constant for the small forces used in this study.

According to a Fluctuation-Dissipation relation, it is the diffusivity and the mobility of the particles which enable the calculation of an effective temperature, T_{eff} , via an Einstein

relation for sheared granular matter:

$$\langle [z(t+t_0) - z(t_0)]^2 \rangle = 2T_{\text{eff}} \frac{\langle z(t+t_0) - z(t_0) \rangle}{F}. \quad (3)$$

A parametric plot, with t as a parameter, of the fluctuations and responses is produced to yield the linear relationship shown in Fig. 5, the gradient of which gives $2T_{\text{eff}}$. We obtain for the 3.97 mm tracer $T_{\text{eff}} = (1.1 \pm 0.1) \times 10^{-7}$ J. This value is set by a typical energy scale in the system [35], for instance $(\rho_a - \rho_t)gd$, which is the gravitational potential energy to move a tracer particle a distance of the particle diameter d . The corresponding temperature which would arise from the conversion of this energy into a temperature via the Boltzmann constant, k_B , is $T_{\text{eff}} = 2.7 \times 10^{13} k_B T$ at room temperature. This large value is expected [35] (and agrees with computer simulation estimates [20]) since granular matter is an athermal system.

An important evidence in examining the physical meaning of the effective temperature can be obtained from the following test: changing the tracer size should give rise to a different diffusion and mobility but they should nevertheless lead to the measurement of the same effective temperature if the system is at “equilibrium”. We next introduce tracers of 3.17 mm diameter in Packing 1 and repeat the above calculations. We find that the 3.17 mm tracers produce a significantly different diffusion and mobility than their 3.97 mm counterparts as shown in Fig. 4 ($D_{3.17\text{mm}} = (2.5 \pm 0.3) \times 10^{-8}$ m²/s and $\chi_{3.17\text{mm}} = (2.4 \pm 0.3) \times 10^{-1}$ s/kg). In all cases D and χ increase with decreasing size of the tracers. However, the parametric plot of diffusivity versus mobility demonstrates that their effective temperature are approximately the same as seen in Fig. 5 with an average value over all tracers of $T_{\text{eff}} = (1.1 \pm 0.1) \times 10^{-7}$ J.

We further check that the diffusion is not affected by the external force by calculating the diffusivity of the nontracers particles by dyeing acrylic tracers and analyzing their trajectories. As shown in Fig. 4a the diffusion of the acrylic tracers of size 3.17 mm (for which no external force is applied) is the same as the diffusion of the delrin tracers of the same size (for which the gravitational force is applied).

Next we perform another measurement arising from a repeat of the experiment for a different packing of spherical particles (Packing 2). The use of larger particles of approximately the same size ratio as in Packing 1 still leads to the same volume fraction of particles. Since T_{eff} is a measure of how dense the particulate packing is (i.e. a large T_{eff} implies a loose con-

figuration, e.g. random loose packing, while a reduced T_{eff} implies a more compact structure, e.g. random close packing), it holds to reason that it should be the same for both of the packings under investigation. Indeed, despite the change in their respective diffusivities and mobilities as shown in Fig. 4, the two packings measure approximately the same effective temperature shown in Fig. 5.

An assumption in this study is that of the system being continuously jammed despite the presence of rearrangements under shear. We show in the inset of Fig. 5 that the effective temperature seems to become approximately constant, as long as the particulate motion is slow enough such that enduring contacts prevail. We find that $D \sim \dot{\gamma}_e$ and $\chi \sim \dot{\gamma}_e$, while $T_{\text{eff}} = D/\chi$ remains approximately constant for sufficiently small $\dot{\gamma}_e$. It is within this quasi-static range where the effective temperature could be identified with the exploration of the jammed states. The slow shear rate regime observed here could be the analogous of the shear-rate independent regime observed in the behavior of the shear stress in slowly sheared granular materials [36, 37]. This solid friction-like behavior has been studied in the past [36, 37] and occurs when frictional forces and enduring contacts dominate the dynamics. This regime has been also observed in recent computer simulations of the effective temperature of sheared granular materials [18]. Our results are in accordance with these previous studies.

Given that we are dealing with an athermal system in which the notion of 'bath' temperature plays no role perhaps further explanation is required in terms of the actual role of T_{eff} in describing granular systems. The length scale on which the particles diffuse over the long time scale of the experiment is of the order of a few particle diameters (see Fig. 2 and 4a) implying that the exploration of the available jammed configurations takes place by rearrangements of the particles outside their "cages". The trajectory of the slow moving system could be mapped onto the successive jammed states that the system explores. Thus, we may identify T_{eff} as the variable governing this exploration of the different jammed configurations.

It has been suggested that, under certain experimental conditions of reversibility, a jammed granular system could be amenable to a statistical mechanics formulation [38, 39]. The main assumption of this statistical formulation is that the different jammed configurations are taken to have the same statistical weight. Thus, observables can be obtained as "flat" averages of the jammed configurations [12, 14, 17, 19, 20, 40]. The validity of this assumption has been extensively debated in the literature (see for instance [5, 23]). Some

simulations and analytical work suggest that the effective temperature obtained by applying the extension of FDT to out-of-equilibrium systems is indeed analogous to performing a flat average over the configurational space. Numerically it has been suggested that the effective temperature can be identified with the compactivity introduced in [38], arising from the entropy of the packing [12, 14, 20]. Moreover, recent work [24, 25, 40] suggests that the landscape of a granular system in the jamming limit is only flat in a majoritarian sense; i.e., it is overall flat despite a very prevalent ruggedness on the microscopic scale.

The experimental test of these ideas is very difficult since the entropy of the jammed configurations can not be easily measured in experiments. For instance, using the present experimental setup it is not possible to obtain an estimate of the compactivity from entropic considerations. Therefore, more tests are needed to fully explore the thermodynamic meaning of the effective temperature and its relation to this statistical mechanic framework.

In contrast to the measurement of the temperature of the slow modes as exemplified by T_{eff} , we also measure the temperature of the fast modes as given by the instantaneous rms fluctuations of the velocity of the particles. This kinetic granular temperature is smaller than T_{eff} and differs for each tracer indicating that it is not governed by the same statistics. Similar results have been obtained in experiments of vibrated granular gases [41]. The significance of this results is that there are other modes of relaxation (the fast modes) which are governed by a different temperature. This result is analogous to what is found in models of glasses and computer simulations of molecular glasses (see for instance Refs. [2, 3, 4, 5, 6]). In these models, in the glassy phase the bath temperature is found to control the fast modes of relaxation and a different effective temperature is found for the slow modes of relaxation. Analogously, we find a granular temperature for the fast modes and an effective temperature for the slow modes of relaxation. The fact that different temperatures may govern different modes of relaxation in the system may imply that something more complicated than a Boltzmann approach may be needed to describe granular matter.

Finally, we present the analysis of the data in the θ and in the r directions. Figure 6 shows the results of the probability distribution of the displacements $\Delta\theta(t)$ in the angular direction. The data corresponds to the 3.17 mm delrin tracers in Packing 1 and is taken every 200 s. We find that the probability distributions display an asymmetric tail in the direction of the flow. This extra spreading is known as the Taylor dispersion [42].

Taylor dispersion appears when diffusion couples with the gradient of the flow giving rise

to a larger dispersion along the flow direction (see for instance [30] for a study of Taylor dispersion in granular materials). In this case it is not possible to extract the bare diffusion constant. We clearly see the effects of Taylor dispersion as a non-Gaussian tail in the distribution. This leads to a superdiffusive process as can be seen from the analysis of the fluctuations of $\Delta\theta$ shown in the inset of Fig. 6.

The probability distribution of the displacements in the radial direction $P(\Delta r)$ is shown in Fig. 7. Interestingly it reveals that the fluctuations are stretched exponential with an exponent approximately equal to 1.2 (an exponent equal to 2 would correspond to a Gaussian distribution). This result does not invalidate the fact that there could be a well-defined temperature in the r direction as well. To calculate such a temperature a force should be applied in the radial direction, thus its calculation goes beyond the present experimental set-up. We also notice a symmetric shape for $P(\Delta r)$ indicating the absence of a net flow of particles towards the inner or the outer cylinder. Therefore we conclude that shear-induced segregation is not present in the time-scales of the experiment. An average motion of the tracer towards the center of the cell (a granular Magnus effect) is not observed, either. The analysis of the fluctuations reveals a sub-diffusion process for short times (of the order of 100 s) shown in the inset. It should be interesting to apply an external force in the radial direction to obtain the mobility and then the effective temperature to test whether the temperature is isotropic as done in [10].

Summary.— We conclude with some remarks: We have tested the existence of the effective temperature for a given range of particle sizes and densities. It remains to be seen how robust our results are under a more extended set of parameters. These include the use of particles of different shapes, changing the interstitial liquids, etc. It would also be important to test whether the effective temperature of the packing is the same under different types of driving, for instance under tapping or shaking, and for different observables. We also note that previous numerical work on collective relaxation and self-diffusion in granular piles [43] has showed that in systems without Brownian motion the enhanced free volume in the direction of the perturbation is a more reliable indicator of diffusion than the tracers particles. It would be interesting to understand if the analysis of the free volume gives rise to the same temperature as that measured here. Moreover, if the effective temperature is a proper state variable it should be independent of the observable. This has been previously suggested to be the case in computer simulations of effective

temperatures of granular materials [18], and experimentally it would require to measure the temperature from, for instance, the volume fluctuations. More experimentation is needed to fully understand whether the present definition of effective temperature has a physical thermodynamic meaning. Our results are a first step forward in this direction, but do not necessarily imply the validity of a Boltzmann type of statistics for granular materials.

-
- [1] Landau, L. D. & Lifshitz, E. M. (1970) *Statistical Physics* (Pergamon, NY).
 - [2] Cugliandolo, L. F., Kurchan, J. & Peliti, L. (1997) *Phys. Rev. E* **55**, 3898-3914.
 - [3] Liu, A. J. & Nagel, S. R. (eds) (2001) *Jamming and Rheology: Constrained Dynamics on Microscopic and Macroscopic Scales*, (Taylor & Francis, London).
 - [4] Mehta, A. & Halsey, T. C. (eds), (2002) *Challenges in Granular Physics* (World Scientific, Singapore).
 - [5] Coniglio, A., Fierro, A., Herrmann, H. J. & Nicodemi, M. (eds) (2004) *Unifying Concepts in Granular Media and Glasses* (Elsevier, Amsterdam).
 - [6] Hinrichsen, H. & Wolf, D. E. (eds) (2004) *The Physics of Granular Media* (Wiley-VCH Verlag).
 - [7] Grigera, T. S. & Israeloff, N. E. (1999) *Phys. Rev. Lett.* **83**, 5038-5041.
 - [8] Bellon, L., Ciliberto, S. & Laroche, C. (2001) *Europhys. Lett.* **53**, 511-517.
 - [9] H  risson, D. & Ocio, M. (2002) *Phys. Rev. Lett.* **88**, 257202.
 - [10] D'Anna, G., Mayor, P., Barrat, A., Loreto, V. & Nori, F. (2003) *Nature* **424**, 909-912.
 - [11] Ojha, R. P., Lemieux, P.-A., Dixon, P. K., Liu, A. J. & Durian, D. J. (2004) *Nature* **427**, 521-523.
 - [12] Kurchan, J. (2000) *J. Phys.: Condens. Matter* **12**, 6611-6617.
 - [13] Langer, S. A. & Liu, A. J. (2000) *Europhysics Lett.* **49**, 68-73.
 - [14] Barrat, A., Kurchan, J., Loreto, V. & Sellitto, M. (2000) *Phys. Rev. Lett.* **85**, 5034-5037.
 - [15] Sciortino, F. & Tartaglia, P. (2001) *Phys. Rev. Lett.* **86**, 107-110.
 - [16] Barrat, J.-L. & Berthier, L. (2001) *Phys. Rev. E* **63**, 012503.
 - [17] Berg, J. & Mehta, A. (2002) *Phys. Rev. E* **65**, 031305.
 - [18] Ono, I. K., O'Hern, C. S., Durian, D. J., Langer, S. A., Liu, A. J. & Nagel, S. R. (2002) *Phys. Rev. Lett.* **89**, 095703.
 - [19] Fierro, A., Nicodemi, M. & Coniglio, A. (2002) *Europhys. Lett.* **59**, 642-647; Fierro, A., Nicodemi, M. & Coniglio, A. (2002) *Phys. Rev. E* **66**, 061301.
 - [20] Makse, H. A. & Kurchan, J. (2002) *Nature* **415**, 614-617.
 - [21] Nowak, E. R., Knight, J. B., Ben Naim, E., Jaeger, H. M. & Nagel, S. R. (1998) *Phys. Rev. E* **57**, 1971-1974.
 - [22] Philippe, P. & Bideau, D. (2002) *Europhys. Lett.* **60**, 677-683.

- [23] Makse, H. A., Brujić, J. & Edwards, S. F., in Hinrichsen, H. & Wolf, D. E. (eds) (2004) *The Physics of Granular Media* (Wiley-VCH Verlag).
- [24] Edwards, S. F. (2004) *J. Stat. Phys.* **116**, 29-42.
- [25] Bideau, D., Philippe, P., Ribière, P. & Richard, P., in Coniglio, A., Fierro, A., Herrmann, H. J. & Nicodemi, M. (eds) (2004) *Unifying Concepts in Granular Media and Glasses* (Elsevier, Amsterdam), p63-76.
- [26] Nedderman, R. (1992) *Statics and Kinematics of Granular Materials* (Cambridge Univ. Press, Cambridge).
- [27] Drake, T. G. (1990) *J. Geophys. Res.* **95**, 8681-8696.
- [28] Mueth D. M., Debregeas, G. F., Karczmar, G. S., Eng, P. J., Nagel, S. R. & Jaeger, H. M. (2000) *Nature* **406**, 385-389.
- [29] Veje, C. T., Howell, D. W. & Behringer, R. P. (1999) *Phys. Rev. E* **59**, 739-745.
- [30] Utter, B. & Behringer, R. P. (2004) *Phys. Rev. E* **69**, 031308.
- [31] Weeks, E. R., Crocker, J. C., Levitt, A. C., Schofield, A. & Weitz, D. A. (2000) *Science* **287**, 627-631.
- [32] Khosropour, R., Zirinsky, J., Pak, H. K., Behringer, R. P. (1997) *Phys. Rev. E* **56**, 4467-4473.
- [33] Drahn, J. A. & Bridgwater, J. (1983) *Powder Technol.* **36**, 39-53.
- [34] Rapaport, D. C. (1995) *The Art of Molecular Dynamics Simulation* (Cambridge University Press, Cambridge).
- [35] Jaeger, H. M., Nagel, S. R. & Behringer, R. P. (1996) *Rev. Mod. Phys.* **68**, 1259-1273.
- [36] Savage, S. B. (1994) *Adv. Appl. Mech.* **24**, 289-365.
- [37] Tardos, G. I., McNamara, S. & Talu, I. (2003) *Powder Tech* **131** 23-39.
- [38] Edwards, S. F. The role of entropy in the specification of a powder, in *Granular Matter: an Interdisciplinary Approach* (Mehta, A., editor) (1994) 121-140 (Springer-Verlag, New York).
- [39] Mehta, A. & Edwards, S. F. (1989) *Physica A* **157**, 1091-1097.
- [40] Mehta, A. & Luck, J. M. (2003) *J. Phys. A.: Math. Gen.* (2003) **36**, L365-L372.
- [41] Feitosa, K. & Menon, N. (2002) *Phys. Rev. Lett.* **88**, 198301.
- [42] Taylor, G. (1953) *Proc. Roy. Soc. A* **219**, 186-203.
- [43] Barker G. C. & Mehta, A. (1993) *Phys. Rev. E* **47**, 184-188.

We are deeply grateful to M. Shattuck for help in the design of the experiments and J. Kurchan and J. Brujić for discussions. We acknowledge financial support from the DOE, Division of Materials Sciences and Engineering, DE-FE02-03ER46089.

FIG. 1. Experimental set-up. Transparent acrylic grains and black tracers in a refractive index and density matched solution are confined between the inner cylinder of radius 50.8 mm and the outer cylinder of radius 66.7 mm.

FIG. 2. Trajectories of the 3.97 mm nylon tracers in Packing 1 showing the diffusion and response to the gravitational force when sheared in the Couette cell. Note that the tracers diffuse distances larger than the particle diameter indicating that we are probing fluctuations outside the “cages” formed by the surrounding particles.

FIG. 3. Probability distribution of the displacements of the 3.97 mm nylon tracers in Packing 1. The different distributions at different times are rescaled according to a Gaussian distribution.

FIG. 4. (a) Diffusion and (b) mobility of tracers. We use Packing 1 and Packing 2 of acrylic particles and tracers of different sizes and densities. Packing 2 is run at $\dot{\gamma}_e = 0.024$ 1/s. For both packings, D and χ are inversely related to the tracer sizes.

FIG. 5. Effective temperatures for various tracers and different packings as obtained from a parametric plot of their diffusion versus mobility, as explained in the text. The slopes of the curves for different tracers consistently yield the same average value of $T_{\text{eff}} = (1.1 \pm 0.1) \times 10^{-7}$ J as given by Eq. (3). The inset shows the dependence of T_{eff} on the shear rate $\dot{\gamma}_e$ for the 4.76 mm nylon tracers in Packing 2.

FIG. 6. Probability distribution of the angular displacements $\Delta\theta$ for different time intervals. Due to Taylor dispersion effects the distribution shows an asymmetric shape. The rms fluctuations shown in the inset reveal a faster than diffusion process.

FIG. 7. Probability distribution of the displacements in the radial direction $P(\Delta r)$ for different time intervals. A symmetric distribution around zero displacement indicates that there is no net flow in the radial direction. The inset shows the rms fluctuations.




FIG. 1:

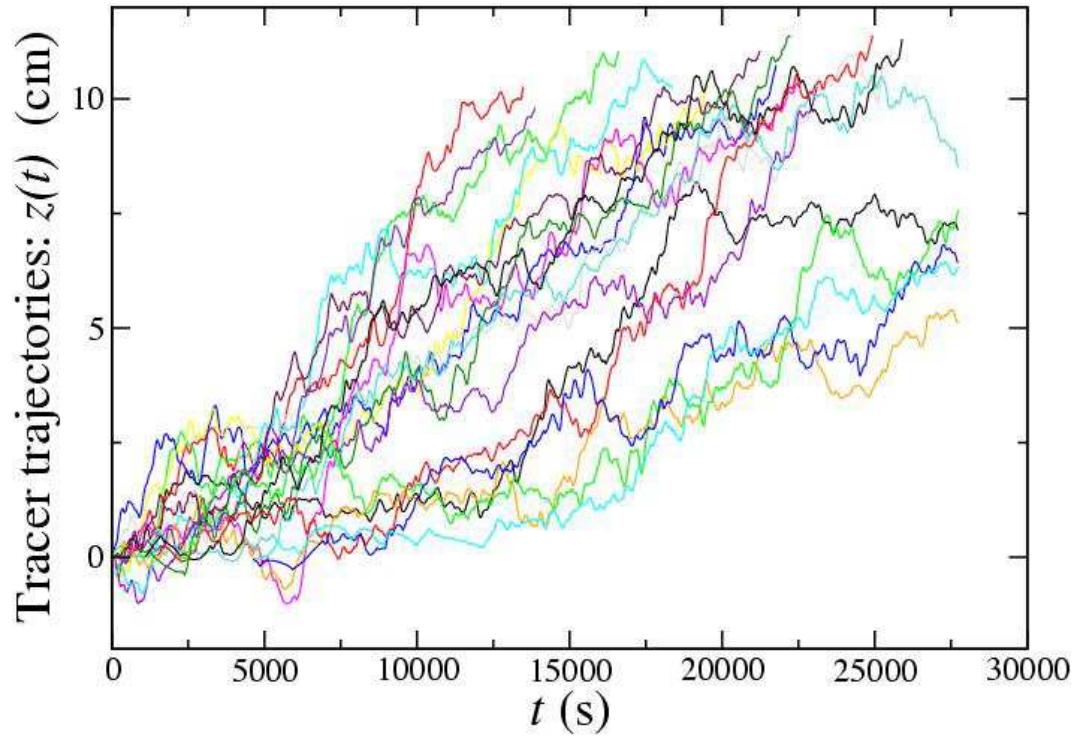


FIG. 2:

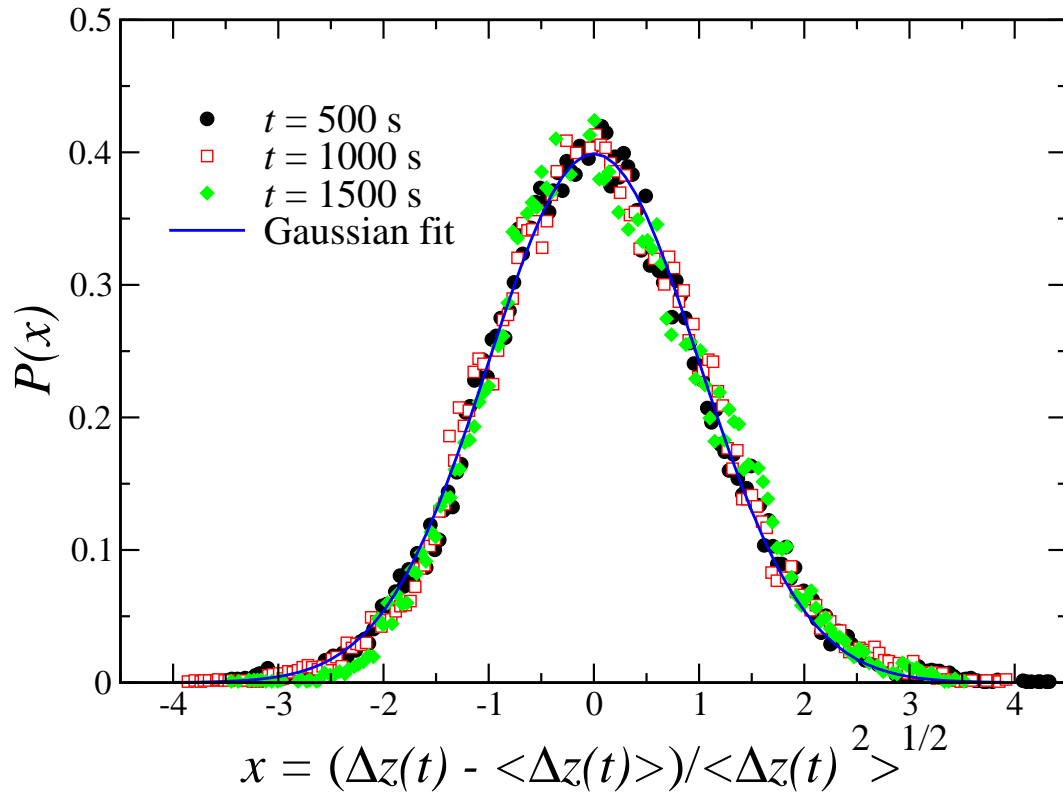
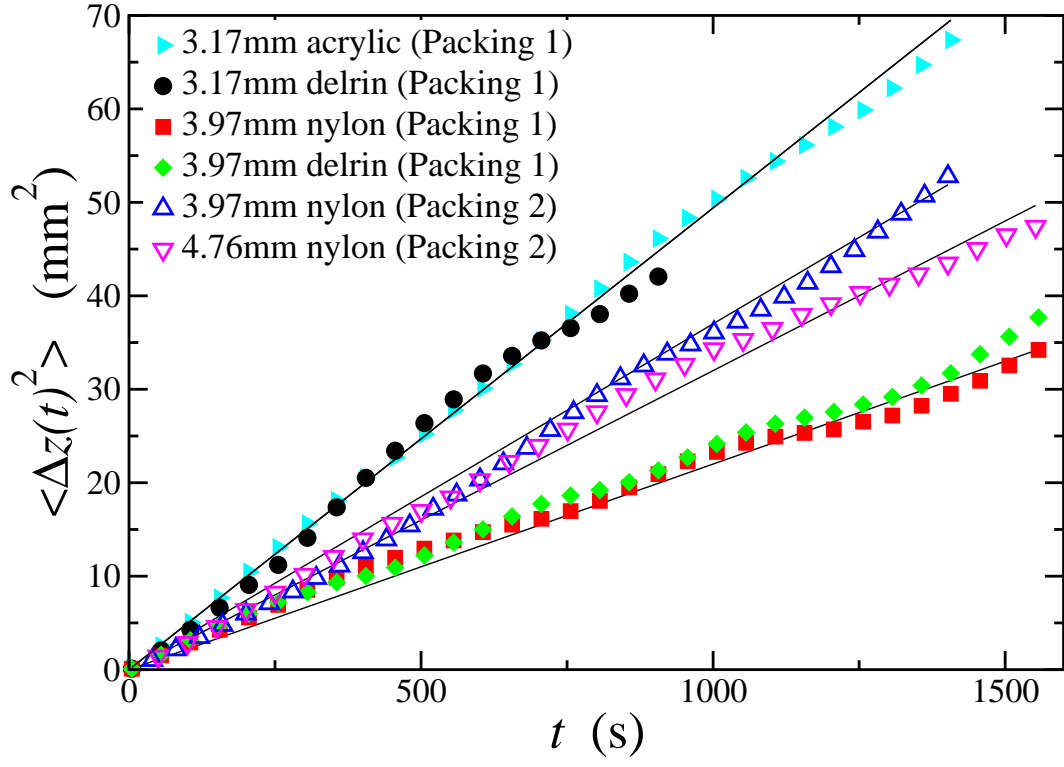
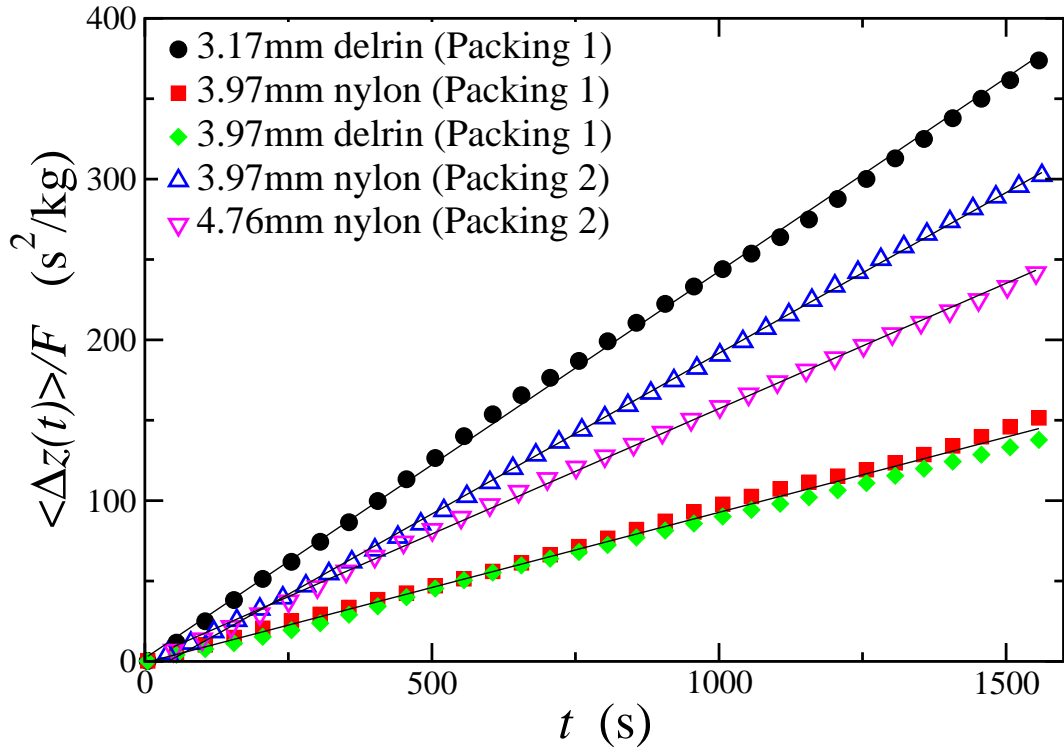


FIG. 3:



a



b

FIG. 4:

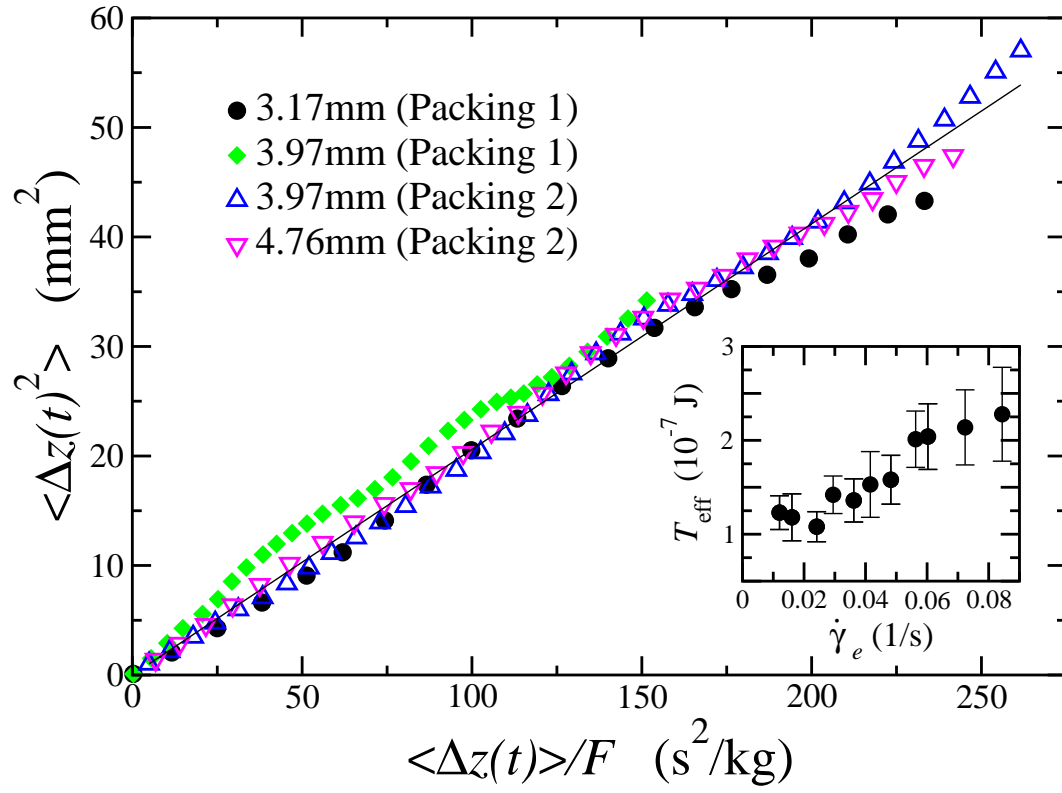


FIG. 5:

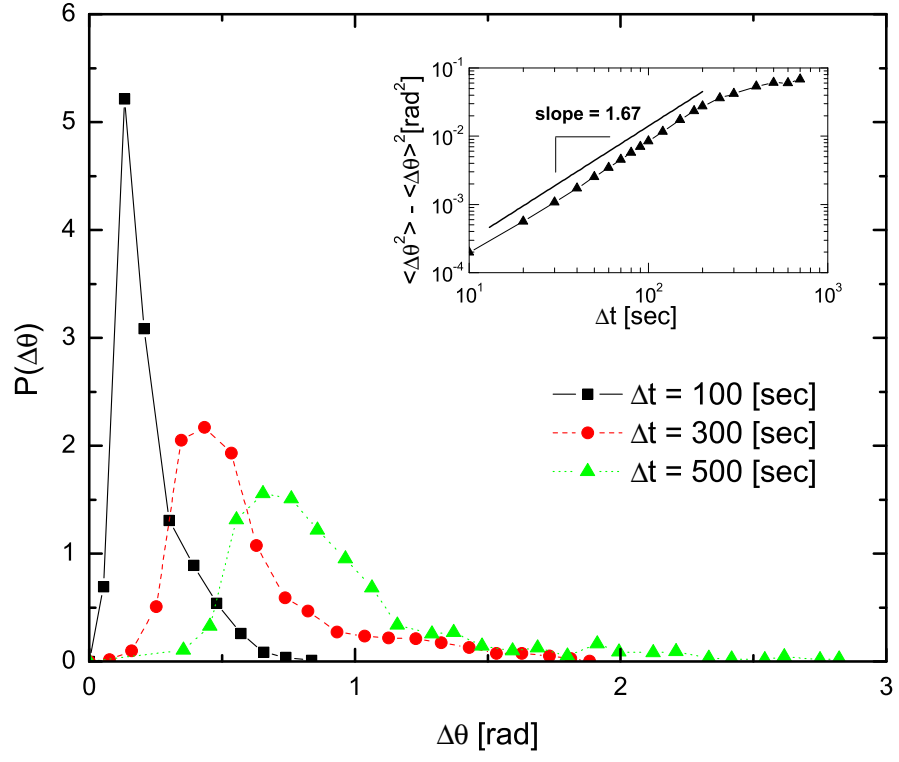


FIG. 6:

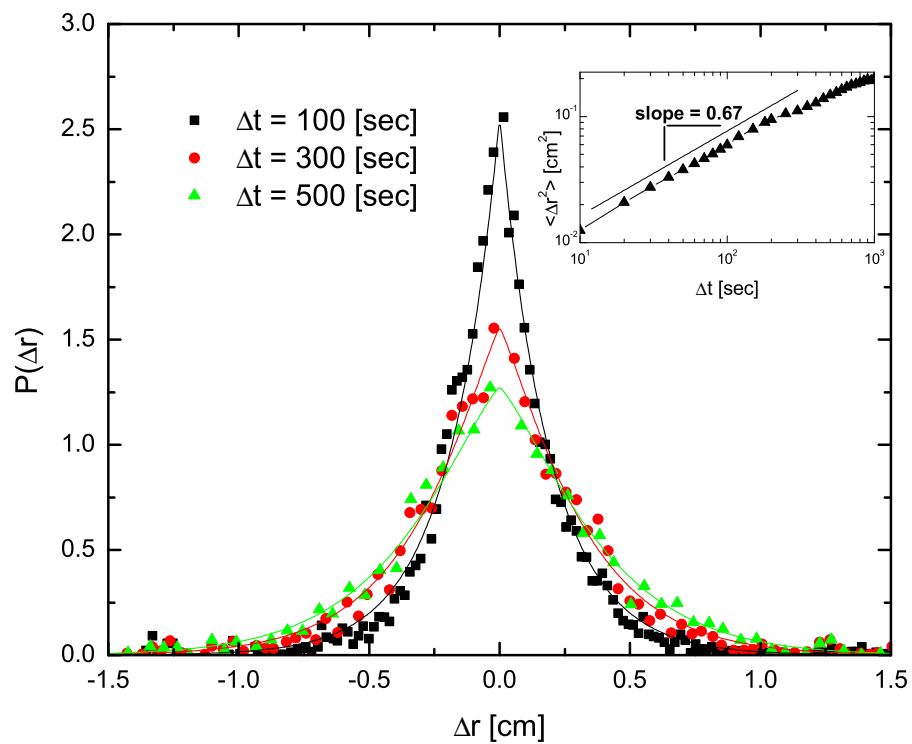


FIG. 7: