

Electron Spin Resonance in sine-Gordon spin chains in the perturbative regime

S. A. Zvyagin,¹ A. K. Kolezhuk,^{2,*} J. Krzystek,³ and R. Feyerherm⁴

¹*Dresden High Magnetic Field Laboratory, Forschungszentrum Rossendorf, 01328 Dresden, Germany*

²*Institut für Theoretische Physik, Universität Hannover, 30167 Hannover, Germany*

³*National High Magnetic Field Laboratory, Tallahassee, FL 32310*

⁴*Hahn-Meitner-Institut (HMI), 14109 Berlin, Germany*

We report the low-temperature ESR studies of copper pyrimidine dinitrate, a spin- $\frac{1}{2}$ antiferromagnetic chain with alternating g -tensor and the Dzyaloshinskii-Moriya interaction, allowing us to test a new theoretical concept proposed recently by Oshikawa and Affleck [Phys. Rev. Lett. 82, 5136 (1999)]. Their theory, based on bosonization and the self-energy formalism, can be applied for precise calculation of ESR parameters of $S = \frac{1}{2}$ antiferromagnetic chains. Excellent quantitative agreement between the theoretical predictions and experiment is obtained.

PACS numbers: 75.40.Gb, 76.30.-v, 75.10.Jm

Quantum fluctuations in low-dimensional magnets give rise to a variety of exotic strongly correlated states, making those systems an extremely attractive ground for testing various theoretical concepts. Isotropic $S = \frac{1}{2}$ Heisenberg antiferromagnetic (AFM) chains with uniform nearest-neighbor exchange interactions have a spin singlet ground state; their spin dynamics is determined by a gapless two-particle continuum of spin- $\frac{1}{2}$ excitations (spinons), whose parameters can be calculated using Bethe ansatz [1]. In an applied magnetic field H the excitation spectrum acquires incommensurate modes but remains gapless [2, 3]. In contrast, in $S = \frac{1}{2}$ AFM chains with an alternating g -tensor and the Dzyaloshinskii-Moriya (DM) interaction, a magnetic field induces an energy gap $E_g \sim H^{2/3}$ [4], with the effective *transverse staggered* field [4, 5] playing a key role in the gap formation. Fairly complete theoretical understanding of this phenomenon has been achieved by Oshikawa and Affleck [5, 6] who showed that the gapped phase could be effectively described using the sine-Gordon quantum field theory. A rich excitation spectrum [7] was predicted to be readily apparent in the response functions [8]. Recently, with the help of inelastic neutron scattering [9] and electron spin resonance (ESR) techniques [10, 11, 12] the existence of soliton and breather states in sine-Gordon spin chains has been confirmed experimentally.

ESR is traditionally recognized as one of the most powerful and extremely sensitive tools for probing the elementary excitation spectrum in exchange-coupled spin systems. The low-dimensional (low-D) spin systems are of particular interest for ESR (see, for instance, Ref. [13] and [14] and references therein). Using the temperature T or magnetic field H as a tuning parameter, one can obtain valuable information on the nature of the ground state and estimate its important physical parameters and constants. However, lack of a proper ESR theory often made a detailed interpretation of experimental data, and thus an accurate comparison with proposed models extremely problematic. A new theoretical approach for calculating ESR properties of $S = \frac{1}{2}$ AFM chains, which is

based on bosonization and the standard Feynman-Dyson self-energy formalism, has been recently developed by Oshikawa and Affleck [15]. The new concept avoids the Hartree-Fock approximation, which was previously used [16] for interpreting ESR in exchange-coupled spin systems, but is generally invalid in 1D magnets.

In a general case the Hamiltonian of a spin- $\frac{1}{2}$ Heisenberg AFM chain in an external field is given by

$$\mathcal{H} = J \sum_i \vec{S}_i \cdot \vec{S}_{i+1} + g\mu_B H \sum_i S_i^z + \mathcal{H}_\delta, \quad (1)$$

where the first term corresponds to the isotropic Heisenberg interaction, the second one is the Zeeman term and the third one represents various possible small anisotropic contributions. In sine-Gordon spin chains the term \mathcal{H}_δ in (1) is dominated by the effective staggered field $h = cH$ [4, 5] originating from the alternating g -tensor and the DM interaction, $\mathcal{H}_\delta = g\mu_B h \sum_i (-1)^i S_i^x$. If the temperature is large enough to destroy the soliton-breather superstructure, but sufficiently small compared to the characteristic energy of the exchange interaction J , the term \mathcal{H}_δ can be regarded as a perturbation. In its absence, i.e., in an ideal $S = \frac{1}{2}$ Heisenberg AFM chain, the resonance would occur exactly at the frequency $\hbar\omega = g\mu_B H$ and would have a zero linewidth in the low-temperature limit, due to the conservation of the total S^z . In the Oshikawa-Affleck (OA) theory, the sole effect of the symmetry-breaking perturbation \mathcal{H}_δ on the Green function is to produce the self-energy contribution Σ whose real and imaginary part determine the frequency shift and the linewidth, respectively. Other possible symmetry-breaking contributions arising, e.g., from the exchange anisotropy, can be distinguished by the characteristic dependence of the linewidth and the frequency shift on the magnetic field H and the temperature T [15]. Most remarkably, it has been predicted that the ESR linewidth in $S = \frac{1}{2}$ AFM chains with an alternating g -tensor and the DM interaction should behave as $\Delta H \sim (1/T)^2$, while a contribution from the exchange anisotropy in ESR spectra leads to $\Delta H \sim T$ dependence.

Importantly, the OA theory allows a precise calculation of the ESR parameters (such as the resonance shift and the linewidth) and their dependence on temperature and magnetic field. Once proven, this approach can be used for studying peculiarities of magnetic microstructure of $S = \frac{1}{2}$ AFM chains, and investigating anisotropies of magnetic interactions, including those originating from the staggered field effects.

For the first time pronounced temperature changes in ESR spectra at low temperatures have been observed in the sine-Gordon spin chain system copper benzoate in 1970 by Date et al. [17], although at that time the data were mistakenly explained in terms of the three-dimensional AFM ordering scenario. Later on, it was revealed that the ESR linewidth in copper benzoate behaves as $\sim (H/T)^2$ [10, 18], while the resonance shift is proportional to $(H/T)^3$ [10], in a good *qualitative* agreement with the OA predictions [15]. Bertaina et al. [19] have recently studied the ESR linewidth behavior in the quasi-1D material $\text{BaCu}_2\text{Ge}_2\text{O}_7$. To our opinion, their data, although being consistent with the theoretical predictions, cannot be considered as conclusive, for several reasons. A substantial inconsistency in the extracted values of the parameter c has been observed: it was found that the OA calculations fit relatively well to the ESR data giving $c = 0.14$, which is about 35% less than the value $c = 0.09$ found from the analysis of the frequency-field dependence of magnetic excitations in the AFM long-range ordered phase. Further, there is a definite deviation of the calculated values from the experimental results for the low-temperature part of the linewidth temperature dependencies measured at frequencies of 34 GHz and 70.6 GHz (see Fig. 2b of Ref. [19]). It appears that an enhancement of 3D long-range correlations in $\text{BaCu}_2\text{Ge}_2\text{O}_7$ in the vicinity of the AFM transition at $T_N = 8.8$ K significantly affects the ESR linewidth and makes an accurate quantitative comparison with the theory difficult; particularly, the subtraction of the 3D contribution undertaken in Ref. [19] requires additional assumptions not contained in the OA theory. Thus, one may conclude that at a *quantitative* level a convincing evidence of the validity of the OA theory is still lacking.

In this Letter we report a detailed study of the temperature evolution of the ESR spectrum in copper pyrimidine dinitrate [20] (hereafter Cu-PM), which appears to be the most perfect realization of the quantum sine-Gordon spin chain system known to date. In the present work, both parameters relevant to verifying the OA predictions, the ESR linewidth and shift, have been accurately measured in the intermediate (“perturbative”) temperature regime $E_g \ll T \ll J$, using a millimeter wave ESR spectroscopy technique. Employing the high-frequency/field techniques enabled us to achieve much better resolution than conventional low-frequency ESR methods [21], and thus to improve the accuracy of the experimental results significantly, which in turn allowed

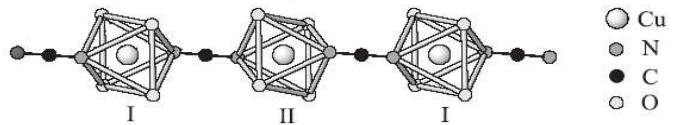


FIG. 1: A schematic view of a single chain of Cu-PM (the ac plane is the figure plane). For clarity, only the ions forming elongated, distorted octahedra around the central Cu ions and the N-C-N bridges are shown. Please note that the local principal axis of each octahedron is tilted from the ac plane by $\pm 29.4^\circ$. As a result, the octahedra are staggered, leading to an alternating Cu g -tensor.

an extremely precise comparison with the theoretical predictions. Most importantly, we show that the staggered-field constant c extracted from those fits is consistent with that obtained by us earlier [12] from the analysis of frequency-field dependencies of magnetic excitations in the low-temperature soliton-breather regime. An excellent quantitative agreement has been found, completely confirming the validity of the Oshikawa-Affleck field-theoretical approach to ESR in sine-Gordon quantum spin chains, both in the perturbative and the soliton-breather regimes.

Cu-PM, $[\text{PM-Cu}(\text{NO}_3)_2(\text{H}_2\text{O})_2]_n$ (PM = pyrimidine) crystallizes in a monoclinic structure belonging to the space group $C2/c$ with four formula units per unit cell [20]. The lattice constants obtained from the single-crystal X-ray diffraction are $a = 12.404$ Å, $b = 11.511$ Å, $c = 7.518$ Å, $\beta = 115.0^\circ$. The Cu ions form chains (with the distance $d = 5.71$ Å between neighboring Cu^{2+} ions at 10 K) running parallel to the short ac diagonal. The Cu ions are linked by the N-C-N moieties of pyrimidine, which constitute the intrachain magnetic exchange pathway. The interchain Cu-Cu distance is 6.84 Å. The Cu coordination is a distorted octahedron, built from an almost square N-O-N-O equatorial plane and two oxygens in the axial positions. In this approximately tetragonal local symmetry, the local principal axis of each octahedron is tilted from the ac plane by $\pm 29.4^\circ$ (Fig. 1). Since this axis almost coincides with the principal axis of the g -tensor, the g -tensors for neighboring Cu ions are staggered. The exchange spin interaction J was found to be 36 ± 0.5 K [20]. Magnetic properties of this material are well characterized using magnetic susceptibility and specific heat [20], ESR [20, 21], magnetization [22] and nuclear magnetic resonance methods [23]. Recently, the excitation spectrum of Cu-PM in the “soliton-breather” regime (T much lower than the excitation gap E_g) has been studied in detail [12], using the tunable-frequency ESR technique [24]. Signatures of soliton and three breather branches have been clearly identified, and the field-induced gap has been observed directly [12].

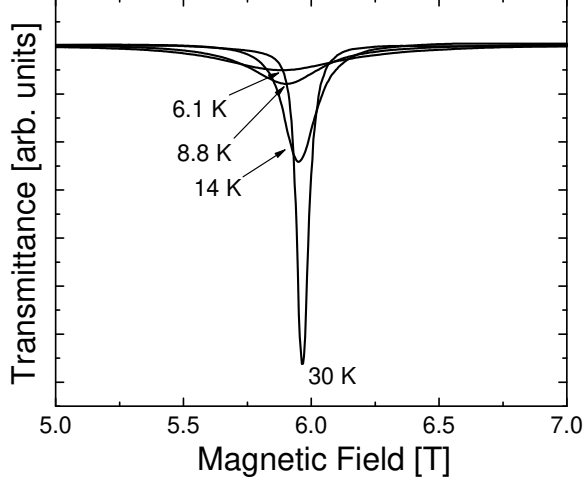


FIG. 2: The ESR transmission spectra of Cu-PM taken at the frequency of 184 GHz at four different temperatures.

The temperature study of ESR spectra has been performed at the National High Magnetic Field Laboratory (Tallahassee, FL) using a transmission-type ESR spectrometer with a probe in the Faraday configuration. Measurements were performed at the frequency of 184 GHz (corresponding to the field $g\mu_B H \approx 8.85$ K in temperature units). High-quality single crystals of Cu-PM were used. The magnetic field was applied along the c'' direction, which is characterized by the maximal value of the staggered magnetization [20, 21].

Typical absorption spectra in Cu-PM at different temperatures are shown in Fig. 2. One can see that upon cooling the high-temperature $\omega = gH$ resonance becomes broader, while the absorption maximum shifts towards lower fields. Usually, ESR probes the imaginary part of dynamical susceptibility, $\chi(q, \omega)$, responsible for the absorption. However, even a small admixture of the real component of $\chi(q, \omega)$ (responsible for the dispersion) can significantly distort the resonance lineshape and thus can be an additional source of experimental error. To minimize the contribution of the dispersive component in the ESR spectra, special steps associated with a careful control and correction of the microwave phase were made. The ESR absorptions were fit using the Lorentzian formula for the line shape. The experimental data for the temperature dependencies of the linewidth and resonance shift are summarized in Fig. 3 and Fig. 4.

The data have been analyzed in the framework of the Oshikawa-Affleck theory. To fit the data, the following expressions [15] have been used for the dimensionless resonance frequency shift Δg (the g -factor shift with respect to the g value at room temperature, $g_{RT} = 2.215$)

$$\Delta g = Fz(z - \text{Re}(G)), \quad (2)$$

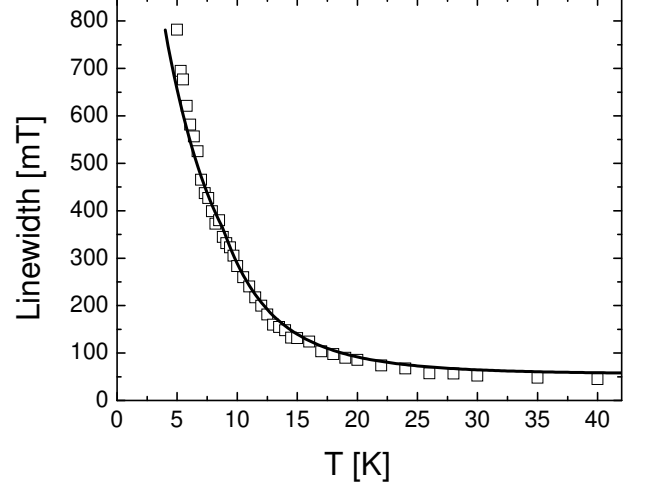


FIG. 3: The temperature dependence of the ESR linewidth in Cu-PM. Symbols denote the experimental results, and the solid line corresponds to the best fit using Eq. (3).

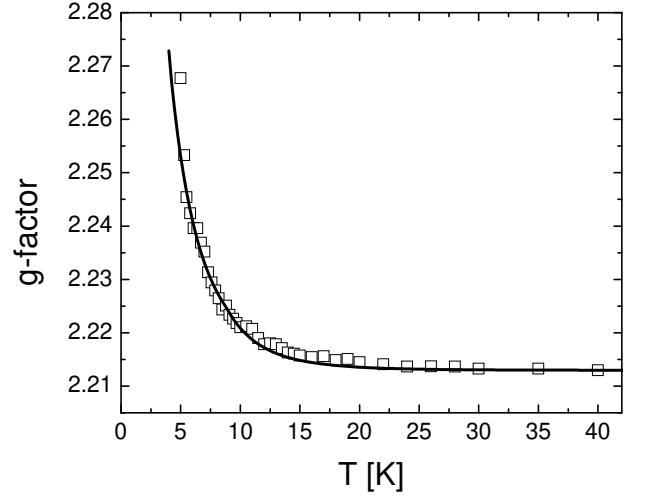


FIG. 4: The temperature dependence of the effective g factor in Cu-PM. Symbols denote the experimental results, and the solid line represents the best fit according to Eq. (2).

and for the ESR linewidth ΔH (in Tesla)

$$\Delta H = \eta_0 + Fz H \text{Im}(G), \quad (3)$$

where $F(H, T) = c^2 \sqrt{\pi/128} (J/T) \ln(J/\max(T, g\mu_B H))$,

$$G(H, T) = \Gamma\left(\frac{1}{4} - i\frac{g\mu_B H}{2\pi T}\right) / \Gamma\left(\frac{3}{4} - i\frac{g\mu_B H}{2\pi T}\right),$$

and $z = \Gamma(\frac{1}{4})/\Gamma(\frac{3}{4})$, where Γ is the gamma function. The overall constant correction $\eta_0 \simeq 50$ mT takes into account that the ESR linewidth is in fact *finite* in the high-temperature ($T \gtrsim J$) regime: According to the OA

theory, for $T \gg J$ the linewidth should behave as

$$\Delta H = (a + bJ/T)(g\mu_B cH)^2/J, \quad (4)$$

and for $T \ll J$ there is a crossover to the behavior determined by (3). Our preliminary studies have shown a quite pronounced field dependence of the linewidth in Cu-PM in this temperature range [25]. The field dependence of the ESR parameters in the wide temperature interval from $T \gtrsim E_g$ to $T \gg J$ certainly can be an interesting topic for further experimental investigations and is in the focus of our future work.

It is worth noting that expressions (2) and (3) are expected to be valid within the temperature range $E_g \ll T \ll J$, where E_g is the lowest breather gap (note that $T \gg H$ is *not* assumed). For $T \gg H$, formulas (2) and (3) simplify into the commonly cited results for the g -factor shift and ESR linewidth respectively [15]:

$$\begin{aligned} \Delta g &\approx 0.344 \ln(J/T) J c^2 (g\mu_B H/T)^3, \\ \Delta H &\approx 0.686 \ln(J/T) J c^2 (g\mu_B H/T)^2. \end{aligned}$$

For our fit, we used the original expressions (2) and (3) since the assumption $T \gg H$ was not satisfied at the lower range of the temperatures studied. The best fit to the experimental data, shown in Figs. 3 and 4, yields $c = 0.087 \pm 0.001$, which is in a good agreement with the value $c = 0.08 \pm 0.002$ found by us earlier from the analysis of the frequency-field dependence of ESR modes in Cu-PM in the soliton-breather regime [12]. For the chosen value of H the breather gap $E_g \approx 6$ K, which shows that the OA theory actually works fairly well down to $T \sim E_g$.

In summary, we have presented a detailed study of the temperature evolution of the ESR spectrum in Cu-PM, a material which is considered as the best available realization of spin- $\frac{1}{2}$ Heisenberg chain with alternating g -tensor and the Dzyaloshinskii-Moriya interaction. Employing high-resolution high-frequency/field ESR spectroscopy allowed us to obtain the data of a sufficient quality to perform an accurate *quantitative* comparison with theoretical predictions of Oshikawa and Affleck [15]. An excellent agreement between the theory and experiment has been obtained; the obtained results are consistent with the previous analysis [12] based on the study of the frequency-field dependencies of soliton-breather excitations in Cu-PM in the sine-Gordon regime.

Acknowledgments.— The authors express their sincere thanks to C.L. Broholm, F.H.L. Essler, A. Honecker, H.-

H. Klauss, J.L. Musfeldt, P. Schlottmann, G. Tetel'baum and A.U.B. Wolter for fruitful discussions. We would like to thank P.J. Desrochers for reading of the manuscript and for useful comments. The experimental part of this work was supported by NSF Cooperative Agreement No. DMR-0084173 and by the State of Florida. AK is supported by the Heisenberg Fellowship of Deutsche Forschungsgemeinschaft.

* On leave from: Institute of Magnetism, National Academy of Sciences and Ministry of Education, 03142 Kiev, Ukraine.

- [1] L. D. Faddeev and L. A. Takhtajan: Phys. Lett. **85A**, 375 (1981)
- [2] G. Müller *et al.*, Phys. Rev. B **24**, 1429 (1981).
- [3] M. B. Stone *et al.*, Phys. Rev. Lett. **91**, 037205 (2003).
- [4] D. C. Dender *et al.*, Phys. Rev. Lett. **79**, 1750 (1997).
- [5] M. Oshikawa and I. Affleck, Phys. Rev. Lett. **79**, 2883 (1997).
- [6] I. Affleck and M. Oshikawa, Phys. Rev. B **60**, 1038 (1999); *ibid.* **62**, 9200 (2000).
- [7] R. Dashen *et al.*, Phys. Rev. D **11**, 3424 (1975).
- [8] F. H. L. Essler and A. M. Tsvelik, Phys. Rev. B **57**, 10592 (1998); F. H. L. Essler, A. Furusaki, and T. Hikihara, Phys. Rev. B **68**, 064410 (2003).
- [9] M. Kenzelmann *et al.*, Phys. Rev. Lett. **93**, 017204 (2004).
- [10] T. Asano *et al.*, Phys. Rev. Lett. **84**, 5880 (2000).
- [11] T. Asano *et al.*, Physica B **329**, 1213 (2003).
- [12] S. A. Zvyagin *et al.*, Phys. Rev. Lett. **93**, 027201 (2004).
- [13] K. Katsumata, J. Phys. Cond. Matter **12**, R589 (2000).
- [14] S. A. Zvyagin, in *Spectroscopy of Emerging Materials*, ed. by E.C. Faulques *et al.* (Kluwer Academic Publishers, Netherland, 2004).
- [15] M. Oshikawa and I. Affleck, Phys. Rev. Lett. **82**, 5136 (1999); Phys. Rev. B **65**, 134410 (2002).
- [16] H. Mori and K. Kawasaki, Prog. Theor. Phys. **27**, 529 (1962); **28**, 971 (1962).
- [17] M. Date *et al.*, Prog. Theor. Phys. Suppl. **46**, 194 (1970).
- [18] K. Okuda *et al.*, J. Phys. Soc. Jpn. **33**, 1574 (1972).
- [19] S. Bertaina *et al.*, Phys. Rev. Lett. **92**, 057203 (2004).
- [20] R. Feyerherm *et al.*, J. Phys.: Condens. Matter **12**, 8495 (2000).
- [21] T. Asano *et al.*, Physica B **329**, 1006 (2003).
- [22] A. U. B. Wolter *et al.*, Phys. Rev. B **68**, 220406(R) (2003).
- [23] A. U. B. Wolter *et al.*, Phys. Rev. Lett. **94**, 057204 (2005).
- [24] S. A. Zvyagin *et al.*, Physica B **346**, 1 (2004).
- [25] S. A. Zvyagin, unpublished.